





2005

Lenkungs- und Fahrwerkteile  
Steering and suspension parts

Pièces de direction et suspension  
Piezas de dirección y suspensión

KAT0023

**IVECO**



## IVECO

Lenkungs- und Fahrwerkteile  
Steering and suspension parts  
Pièces de direction et suspension  
Piezas de dirección y suspensión



2005

# IVECO

Lenkungs- und Fahrwerkteile  
Steering and suspension parts  
Pièces de direction et suspension  
Piezas de dirección y suspensión



Lemförder International AG & Co. KG  
Borgwardstraße 16  
28279 Bremen · Germany  
Phone +49 (0)4 21 / 83 08-0  
Fax +49 (0)4 21 / 83 08-299  
lmi@zf.com  
[www.zf-trading.com](http://www.zf-trading.com)



Sehr geehrter Kunde,

wir freuen uns, Ihnen unseren IVECO Lenkungs- und Fahrwerkteile-Katalog, Edition 2005, überreichen zu können. Er enthält alle von LEMFÖRDER zum Zeitpunkt der Erstellung lieferbaren IVECO Lenkungs- und Fahrwerkteile. Sie entsprechen dem hohen Qualitätsstandard, den Sie von LEMFÖRDER gewohnt sind. Die Programme werden ständig aktualisiert, achten Sie auch auf die von uns veröffentlichten News. Darüber hinaus finden Sie aktuelle Informationen zum LEMFÖRDER-Programm und Fahrzeugzuordnungen auf unserer Internetseite [www.zf-trading.com](http://www.zf-trading.com).

Bitte bestellen Sie vorzugsweise mit der LEMFÖRDER-Artikelnummer. Sollten Sie jedoch in der Zuordnung der Teile zu ihrer Verwendung Probleme haben, können Sie selbstverständlich auch mit der Referenznummer (z. B. OE-Nummer) oder einer anderen Ihnen vorliegenden Artikelnummer bei LEMFÖRDER bestellen.

Wir haben uns bemüht, die im Katalog enthaltenen Informationen so korrekt wie möglich zu erstellen. Jedoch können wir für Nachteile, die aus Fehlern oder Auslassungen entstehen, nicht verantwortlich zeichnen. Technische bzw. konstruktive Änderungen bleiben vorbehalten.

Die verwendeten Referenznummern der Fahrzeughersteller dienen ausschließlich Vergleichszwecken. Sie dürfen in Lieferscheinen und Rechnungen an die Wagenbesitzer nicht erscheinen.

Nachdruck oder Vervielfältigung, auch auszugsweise, ist nur mit unserer ausdrücklichen Genehmigung gestattet.

Bei der Montage sind stets die Einbauvorschriften der Automobilhersteller zu beachten.

Abbildungen sind nicht verbindlich.

Dear customer,

we are pleased to be able to provide you our catalogue of IVECO Steering and suspension parts catalogue, 2005 edition. This contains all IVECO Steering and suspension parts available from LEMFÖRDER at the time of going to print. These parts are of the same high quality to which you are accustomed from LEMFÖRDER. The ranges are continually updated; please also note the news we publish. In addition, you will find the latest information on the LEMFÖRDER range and vehicle allocations on our web site [www.zf-trading.com](http://www.zf-trading.com).

When ordering please use the LEMFÖRDER number if possible. In case of problems in picking the correct cross-reference you can of course order using the reference number or any other reference you may have at hand.

Every care has been taken to assure the information in this catalogue is correct, but we do not assume any liability for errors or omissions. We reserve the right to make technical changes.

Reference numbers of vehicle manufacturers are stated for identification purposes only. They should not be used in delivery notes and invoices to vehicle owners.

No part of this publication may be reproduced without our prior written permission.

For installation it is necessary always to observe the instructions of the vehicle manufacturer.

Illustrations not binding for design.

Cher client,

Nous sommes heureux de pouvoir vous remettre notre catalogue pour pièces de direction et suspension IVECO, édition 2005. Il contient toutes les pièces de direction et suspension IVECO livrables par LEMFÖRDER à la date de l'impression. Ces éléments répondent à des normes de qualité élevées, comme c'est la règle chez LEMFÖRDER. Les gammes étant mises à jour continuellement, veuillez aussi consulter les news que nous publions. De plus, vous trouverez des informations actuelles concernant la gamme des produits LEMFÖRDER et leurs classements en fonction des véhicules sur notre site Internet [www.zf-trading.com](http://www.zf-trading.com).

Nous vous prions de s.v.p. commander avec les numéros LEMFÖRDER si possible. Si vous avez des difficultés concernant le choix de l'article correct vous pouvez naturellement utiliser aussi la référence d'origine ou une autre référence que vous avez dans vos dossiers.

Nous avons apporté notre meilleur soin à la rédaction de ce catalogue mais en fonction de l'évolution très rapide des modèles nous ne pourrions en aucun cas être tenus responsables de toutes erreurs ou omissions. Des modifications techniques resp. de construction se sont réservées.

Les références constructeurs de véhicule servent uniquement des fins de comparaison. L'utilisation de telles informations dans des bordereaux de livraisons et factures des détenteurs de véhicule n'est pas admissible.

La reproduction ou polycopie, même partielle, est interdite sans notre autorisation expresse.

Pour l'installation il est absolument nécessaire de toujours observer les instructions du fabricant de véhicule.

L'illustration n'est pas obligatoire pour l'exécution.

Estimado cliente,

tenemos el placer de hacerle llegar la edición 2005 de nuestro catálogo piezas de dirección y suspensión de IVECO. Este catálogo contiene todas las piezas de dirección y suspensión de IVECO que LEMFÖRDER puede suministrar a partir de la fecha de edición. Todas estas piezas ofrecen el elevado estándar de calidad al que usted está acostumbrado a recibir de LEMFÖRDER. Los programas se actualizan constantemente, tenga también presente las noticias (News) que publicamos periódicamente. Además, encontrará informaciones actuales sobre el programa LEMFÖRDER y las clasificaciones de los vehículos en nuestra página de Internet: [www.zf-trading.com](http://www.zf-trading.com).

Por favor, a la hora de realizar un pedido a LEMFÖRDER, indique el número de artículo de LEMFÖRDER. En caso de tener algún tipo de problema, puede por supuesto también hacer dicho pedido indicando el número comparativo o cualquier otro número del que disponga.

Hemos intentado transmitir la información del catálogo lo mejor posible. Aún así no podemos responsabilizarnos de las repercusiones que puedan surgir por fallos u omisiones. Nos reservamos el derecho a cambios técnicos y/o de construcción.

Los números originales solamente deben utilizarse para comparaciones y/o cruces. Estos números originales no deben reflejarse en facturas y/o albaranes destinados a los propietarios de los coches.

Reproducciones o reediciones, ya sean parciales o totales, sólo se pueden realizar con nuestra autorización.

Durante el montaje deberán ser tenidos en cuenta las instrucciones del constructor.

Las ilustraciones se indican sólo a título orientativo.

(D)

(GB)

(F)

(E)

Modellbezeichnung  
NKW und Chassis  
(Leseart)

Description of models  
of CV and chassis  
(way to read)

Désignation de modèle  
véhicules et châssis  
(dans le sens de la lecture)

Denominación del modelo,  
a saber CV y chassis  
(dirección de lectura)

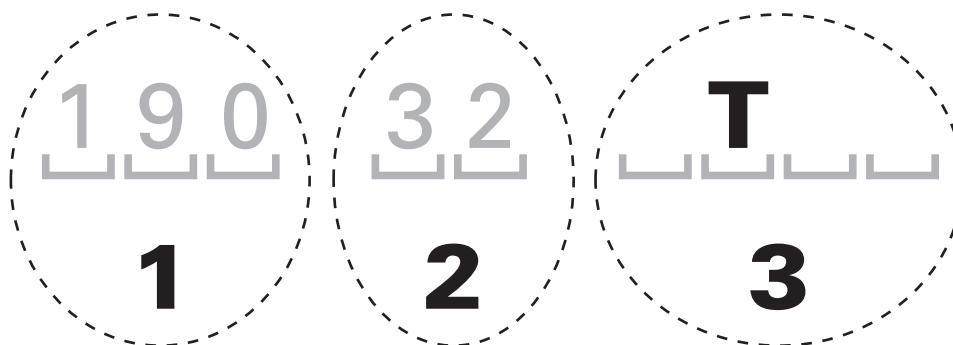
# IVECO

**Beispiel:**

**Example:**

**Exemple:**

**Ejemplo:**



**1** zulässiges  
Gesamtgewicht (t ./ 10)

**2** Motorleistung (PS x 10)

**3** Bauarten und  
Ausführungen:

- A** luftgekühlt
- B** Beton-Mischer
- C** Kleinbus
- D** Pritschenwagen mit Doppelkabine
- H** Frontlenker
- N** Haubenfahrzeug
- P** Luftfederung
- R** Truck (LKW)
- S** Fahrgestell
- T** Sattelzugmaschine
- V** Kastenwagen, geschlossen
- W** Allrad-Antrieb

**1** Legal gross weight (./ 10)

**2** Engine power (PS x 10)

**3** Classes and versions:

- A** air-cooled
- B** concrete mixer
- C** Van
- D** platform truck with double cabin
- H** forward-control
- N** bonnet vehicle
- P** pneumatic suspension
- R** Truck
- S** Chassis
- T** semi-trailer tractor
- V** box wagon, closed
- W** all wheel drive

**1** Poids total autorisé (./ 10)

**2** Puissance motrice (ch x 10)

**3** Classes et versions :

- A** Refroidi par air
- B** bétonnière
- C** Fourgon
- D** semi-remorque Avec cabine double
- H** cabine avancée
- N** Véhicule de chapeau
- P** suspension pneumatique
- R** Camion
- S** châssis
- T** tracteur pour semi-remorque
- V** Chariot de boîte, fermé
- W** traction à quatre roues motrices

**1** Peso total permitido

**2** Rendimiento del motor  
(PS x 10)

**3** Clases y versiones:

- A** refrigerado por aire
- B** Camión-hormigonera
- C** furgoneta
- D** Camioneta de plataforma con doble cabina
- H** Cabina frontal
- N** vehículo de sombrero
- P** Suspensión neumática
- R** Camión
- S** Bastidor
- T** camión articulado
- V** carro de caja, cerrado
- W** Propulsión integral

(D)	(GB)	(F)	(E)	
Willkommen	Welcome	Bienvenue	Bienvenido	V 2
Hilfe zur Fahrzeug-Identifikation	Help to Vehicle identification	Aidez à identification de Véhicule	Ayude a identificación de Vehículo	V 3
Inhalt	List of Contents	Sommaire	Contenido	V 4-5
Abkürzungen & Symbole	Abbreviations & symbols	Abréviations & symboles	Abreviaturas & símbolos	V 6-7

Typ Type Type Tipo	Seite Page Page Página	Typ Type Type Tipo	Seite Page Page Página
<b>EUROCARGO</b>		MP 400 E 34 T	61-62
60 E 10; 60 E 12; 60 E 14	1	MP 400 E 38 T	62-63
65 E 10; 65 E 12; 65 E 14	1	MP 400 E 38 TXP	63-64
75 E 12; 75 E 14; 75 E 15	2	MP 400 E 42 T	64-65
80 E 15; 80 E 18; 80 E 21	2	MP 440 E 34 T	65-66
95 E 15 W; 95 E 21 W	3	MP 440 E 38 T	66-67
100 E 15; 100 E 15 K; 100 E 18; 100 E 18K; 100 E 21	3	MP 440 E 38 TZ	68-69
120 E 15 L; 120 E 18 L; 120 E 21 L	4	MP 440 E 42 T	69-70
120 E 15; 120 E 18; 120 E 23	4-5	MP 440 E 42 TZ	70-71
130 E 15; 130 E 18; 130 E 23	5-6	<b>EUROTECH MT</b>	
135 E 18 W; 135 E 23 W	6	MT 180 E 24; MT 180 E 27; MT 180 E 30; MT 180 E 34	72
135 E 18 WR; 135 E 23 WR	7	MT 190 E 24; MT 190 E 27; MT 190 E 30	73
150 E 15; 150 E 18; 150 E 23; 150 E 27	7-8	MT 400 E 30; MT 400 E 34	74
170 E 18; 170 E 23; 170 E 27	8-9	<b>EUOTRAKKER</b>	
180 E 21 T	9	MP 190 E 30; MP 190 E 34	75
260 E 23 T	10	MP 190 E 37	75-76
280 E 23 T	11	MP 190 E 42	76
320 E 27 T	12	MP 260 E 30; MP 260 E 34	77
<b>EUROSTAR</b>		MP 260 E 37	78
LD 190 E 38; LD 190 E 42; LD 190 E 47; LD 190 E 52	13	MP 260 E 42	79
LD 240 E 38; LD 240 E 42; LD 240 E 47; LD 240 E 52	14-15	MP 340 E 34; MP 340 E 37; MP 340 E 42	80-81
LD 260 E 38; LD 260 E 42	15-16	MP 380 E 31 H	81-82
LD 260 E 47; LD 260 E 52	16-17	MP 380 E 34 H	82-83
LD 400 E 38; LD 400 E 42	17-18	MP 380 E 37	83-84
LD 440 E 38	18-19	MP 380 E 42	84-85
LD 440 E 42 T	20-21	MP 400 E 34	85-86
LD 440 E 42 TZ	21-22	MP 400 E 37	86
LD 440 E 47 T	22-23	MP 400 E 42	87
LD 440 E 47 TZ	24	MP 410 E 37 H	87-88
LD 440 E 52	25-26	MP 410 E 42 H	89-90
<b>EUROSTAR CURSOR</b>		MP 410 E 42 W	90-91
190 E 39; 190 E 43	26-27	MP 440 E 34 HT	92
260 E 39; 260 E 43	27-28	MP 440 E 37 HT	93
260 E 48	29-30	MP 440 E 42 HT	94
440 E 39; 440 E 43	30-31	MP 720 E 37	95
440 E 46; 440 E 48	32	MP 720 E 42	96
190 E 24	33	MP 720 E 47	97
190 E 31	34-35	<b>EUOTRAKKER CURSOR</b>	
190 E 35	35-36	180 E 24	98
190 E 39	37-38	190 E 24; 190 E 27	98
190 E 43	38-39	190 E 31	99-100
260 E 24	40-41	190 E 35	100-101
260 E 31	41-42	190 E 38	101-102
260 E 35	43-44	190 E 44	102
260 E 39	44-45	260 E 31	103
260 E 43	46-47	260 E 35	104-105
440 E 31	47-48	260 E 38	105-106
440 E 35	49-50	260 E 44	106-107
440 E 39; 440 E 43	50-51	260 E 48	107-108
<b>EUROTECH MH</b>		340 E 35	108-109
MH 190 E 24; MH 190 E 27; MH 190 E 31; MH 190 E 35	52	340 E 38	109-110
MH 400 E 31; MH 400 E 35	52	340 E 44	111
<b>EUROTECH MP</b>		380 E 35	112-113
MP 180 E 34; MP 180 E 38; MP 180 E 42	53	380 E 38	113-114
MP 190 E 34; MP 190 E 38; MP 190 E 42	54	380 E 44	114-115
MP 240 E 30 PS	55	380 E 48	115-116
MP 240 E 34	56-57	400 E 35	116
MP 240 E 38; MP 240 E 42	57-58	400 E 38	116-117
MP 260 E 38	58-59	400 E 44	117
MP 260 E 42	60-61	410 E 35; 410 E 38; 410 E 48	118

410 E 44	119–120
440 E 38; 440 E 44	120
720 E 38	121
720 E 44	122
720 E 48	123
<b>M</b>	
115-17; 135-17	124
145-17; 159-17	125
165-24 R; 175-17	126
175-24	127–128
<b>MK</b>	
75-9	128
80-9	128–129
80-13	129
80-16 A	129–130
80-16 AW	130
90-13	130–131
110-13; 110-16	131
130-13; 130-16	131–132
<b>P/PA</b>	
160-23 AH	132
160-23 AHW	132–133
160-30 AH	133
160-30 AHW	133–134
170-23 AH	134
170-23 AHW	134–135
170-25 AH	135
170-25 AHW	135–136
170-34 AH	136
170-34 AHW; 180-23 AH	137
180-23 AHW; 180-25 AH	138
180-25 AHW; 180-34 AH	139–140
180-34 AHW; 190-25 AH	140–141
190-25 AHW	141
190-30 H; 190-30 HT	141–142
190-30 HW	143
190-32 AH; 190-32 AHW	143
260-25 AH; 260-25 AHB	144
260-25 AHW	145
260-30 AH; 260-30 AHT; 260-30 AHW	146–147
260-32 AH	148
260-32 AHT; 260-32 AHW	149
260-34 AH	150
260-34 AHT; 260-34 AHW	151
300-30 AH; 300-30 AHB	152
330-30 H; 330-30HT; 330-30 HW	153–154
330-36 H; 330-36 HT	155–156
330-36 HW	157
340-34 AH	158
<b>P/PA-HAUBENFAHRZEUGE</b>	
120-13 ANW; 120-16 ANW, 120-17 ANW; 150-16 AN	159
150-16 ANW; 160-17 AN	160
160-17 ANW; 160-23 ANW; 170-23 ANW	161
190-25 AN; 190-25 ANT	162
190-25 ANW	162–163
190-30 N; 190-30 NT	163
260-25 AN	163–164
260-25 ANW	164–165
330-30 AN	165–166
330-30 ANW	166–167
330-30 N; 330-30 NW	167–168
<b>STRALIS</b>	
190 S 27; 190 S 31; 190 S 35	168–169

190 S 30	169–170
190 S 40	170–171
190 S 43	172–173
190 S 44	173–174
190 S 48	175–176
260 S 27; 260 S 30	176–177
260 S 31	177–178
260 S 35	179–180
260 S 40	180–181
260 S 43	181–183
260 S 48	183–184
260 S 54	184–186
440 S 31; 440 S 35	186–187
440 S 40; 440 S 43; 440 S 48	187–188
440 S 44	189
440 S 54	190–191
<b>TURBOSTAR</b>	
190-33; 190-36; 190-42; 190-48	192
240-36; 240-48	193
<b>TURBOTECH</b>	
190-26	193–194
190-32; 190-36	194–195
220-32; 220-36	196–197
240-24; 240-32; 240-36	197
<b>ZETA</b>	
50-9	198
60-8	199
60-10	199–200
60-11	200–201
65-9; 65-10	201–202
65-12	203
79-10; 79-12	204–205
79-13	205–206
79-14	206–207
A 60- 9; A 60-10	207–208
A 70-12; A 70-14	209–210
<b>BUS</b>	
200 E 8.13 EUROPOLIS	210
200 E 8.17; 200 E 9.15 EUROPOLIS	211
200 E 10.20 EUROPOLIS; 315 S / 316 S	212
3480.18.29	213
213-214	214–215
370 S 25; S30; S35	215–216
370 SE 2.27	216–217
370 SE 27	217–218
370 SE 29; SE 35	218–219
393.29; 393.35 MY WAY	220–221
399.35 MY WAY	221
490; 490.12.22; 490.18.29	221–222
490.18.29 E 2	222
5522; 5522 CNG	223
590 E 2; 590 E 22	223–224
623 E 2; 623 E 2 CNG	224
A 135-14; A 135-17	225
A 175-24	225
CC 100 E 18 TECTOR; CC 100 E 21 TECTOR	226
CC 130 E 24 TECTOR; CC 150 E 24 TECTOR	226
CITYCLASS 25;29;31;35; 491.22; 491.22 CNG; 491.24 CNG; 491.27; 591.22	227–228
EUROCLASS 29; 35; 36; 43; HD	228–229
EURORIDER 26; 26A	229
EURORIDER 29; 29A; 31; 35; 35A; 38; 43	230–231
MIDIRIDER 27	231
TURBOCITY 480; 580; 680	232

<b>(D)</b>	<b>(GB)</b>	<b>(F)</b>	<b>(E)</b>	
Bemaßungsgrundlage	Definition of dimensions	Base des cotes	Definición dedimensiones	234–237
Referenz-Nr./Model/LMI-Nr.	Reference No./Model/No. LMI	No. de référence/Modèle/No. LMI	No de referencia/Modelo/No LMI	239–242
Referenz-Nr./LMI-Nr.	Reference No./No. LMI	No. de référence/No. LMI	No de referencia/No LMI	243–245

(D)

(GB)

(F)

(E)

	Abkürzungen & Symbole	Abbreviations & symbols	Abréviations & symboles	Abreviaturas & símbolos
l->	ab/von	from	à partir de/de	desde
->l	bis	to	jusqu'a	hasta
«XYZ»	mit «XYZ»	with «XYZ»	avec «XYZ»	con «XYZ»
«XYZ»	ohne/nicht/kein «XYZ»	without «XYZ»	sans/pas «XYZ»	sin «XYZ»
Ø	Durchmesser	diameter	diametre	diámetro
1ST	erster	first	premier	primero
2ND	zweiter	second	second	segundo
3RD	dritter	third	troisième	tercero
AIRSPRING	Luftfederung	airspring	suspension pneumatique	suspensión neumática
ALL TYPES	alle Typen	all types	tous types	todos los tipos
ALONGSIDE	längs	alongside	longitudinal	longitudinal
AMOUNT PER AXLE	Anzahl pro Achse	amount per axle	nombre par essieu	cantidad por eje
AXLE	Achse	axle	essieu	eje
BORE	Bohrung	bore	alésage	taladro
BOTH SIDES	beidseitig	both sides	des deux côtes	ambos lados
C	Konussteigung	cone gradient	augmentation du cône	cono
C [mm]	Konusmaß in mm	cone dimensions in mm	cône en mm	cono en mm
CH-NO	Fahrgestellnummer	chassis number	numéro de châssis	numero de chasis
CLAMPED	Längslenker	trailing arm	bras oscillant logitudinal	brazo oscilante longitudinal
[cm]	Zentimeter	centimetres	centimètres	centimetro
CROSS	quer (schräg)	cross (oblique)	transversal (oblique)	transversal
DIN/ISO	DIN/ISO	DIN/ISO	DIN/ISO	DIN/ISO
DRAG AXLE	Schleppachse	drag axle	essieu traîné	eje de arrastre
DRAG LEVER TO FRONT AXLE	Schlepphebel zur Vorderachse	drag lever to front axle	levier oscillant à l'essieu avant	palanca de arrastre a eje delantero
DRIVEN FRONT AXLE	angetriebene Vorderachse	driven front axle	essieu avant entraîné	eje delantero propulsado
DRIVER SIDE	fahrerseitig	driver side	côté conducteur	lado del conductor
DRIVING AXLE	Antriebsachse	drive axle	essieu moteur	eje propulsor
EXT	Außengewinde	external thread	filetage extérieur	rosca exterior
FITS FOR	passt für	fits for	convient pour	adecuado para
FOR	angetriebene Aggregate	driven parts	organes commandés	grupos propulsados
FRONT	vorne	front	avant	delante
FRONT AXLE	Vorderachse	front axle	essieu avant	eje delantero
FRONT REAR	vorne und hinten	front and rear	avant et arrière	delante y detrás
GUIDE ARM	Führungshebel	guide arm	bielle de commande	palanca guía
HØ	Lochkreisdurchmesser	hole diameter	diamètre d'implantation des trous d'axe	diámetro círculo de implantación de agujeros
HEIGHT	Höhe	height	hauteur	altura
IØ	Innendurchmesser	internal diameter	diamètre intérieur	diámetro interior
[inch]	Zoll	inch	pouce	pulgada
INNER	innen	inner	intérieur	interior
IS	Einbauseite	installation side	côté d'installation	lado de montaje
IT	Innengewinde	internal thread	taraudage	rosca interior
[kg]	Kilogramm	kilogrammes	kilogramme	kilogramo
LEAD AXLE	Vorlaufachse	lead axle	axe de chasse négative	primer eje
LEFT	links	left	à gauche	izquierda
LENGTH	Länge	length	longueur	longitud
LHD	Linkslenker	left-hand drive	véhicule à direction à gauche	volante a la izquierda
LHT	Linksgewinde	left-hand thread	filet à gauche	rosca a la izquierda
LOWER	unten	lower	en bas	abajo
LS	Niveauregulierung	automatic level control system	correction d'assiette	regulación de nivel
LT	Lenkerart	steering type	type de direction	tipo de direccìon
MIDDLE	Mitte	centre	milieu	centro
[mm]	Millimeter	millimetres	millimètres	milímetro
MOUNTING PARTS	Befestigungsteile	mounting parts	pièces de fixation	piezas de fijación
MS	Lenkerart manuelle Lenkung	manual steering mode	direction manuelle	tipo de volante dirección manual
NEEDED PIECES	benötigte Stückzahl	required quantity	nombre de pièces requises	número de piezas necesario
NO	Nummer, Anzahl	number	numéro, quantité	número, cantidad
NON DRIVEN FRONT AXLE	nicht angetriebene Vorderachse	non driven front axle	essieu avant non entraîné	eje delantero no propulsado
NORMAL	normal	normal	normal	normal

(D)

(GB)




(F)

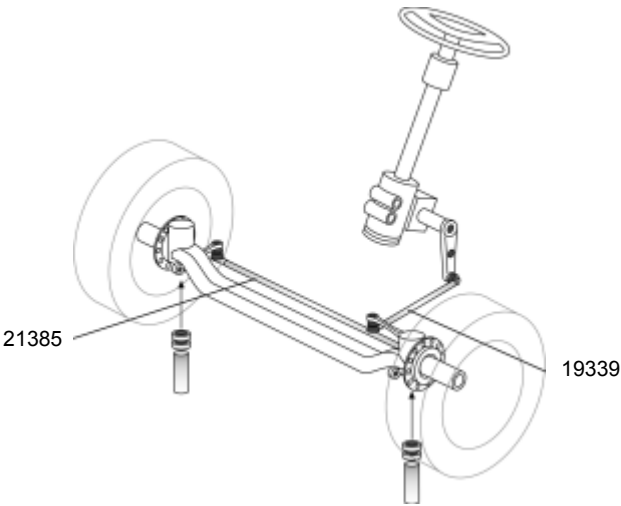
(E)



	Abkürzungen & Symbole	Abbreviations & symbols	Abréviations & symboles	Abreviaturas & símbolos
OØ	Außendurchmesser	external diameter	diamètre extérieur	diámetro exterior
OFF ROAD	Schlechtwegeausführung	off-road version	version tous-terrains	variante todo terreno
OUTER	außen	outer	extérieur	exterior
PITMAN ARM TO DRAG LEVER	Lenkstockhebel zum Schlepphebel	pitman arm to drag lever	levier de direction au levier oscillant	palanca de mando de la dirección a palanca de arrastre
PITMAN ARM TO FRONT AXLE	Lenkstockhebel zur Vorderachse	pitman arm to front axle	levier de direction à l'essieu avant	palanca de mando de la dirección para eje delantero
PITMAN ARM TO SWIVEL LEVER	Lenkstockhebel zum Zwischenhebel	pitman arm to swivel lever	levier de direction au levier intermédiaire	palanca de mando de la dirección para palanca intermediaria
PLUGGED IN	Schräglenker	semi-trailing arm	bras oblique	brazo oscilante oblicuo
PØ	Rohrdurchmesser	pipe diameter	diamètre de tube	diámetro de tubo
POH	Lochabstand	pitch of holes	écartement des trous	distancia entre orificios
PRESSURE ROD	Druckstange	pressure rod	barre du pression	barra de compresión
PS	Servolenkung	power steering	direction assistée	servodirección
PUSH ROD	Schubstange	push rod	barre de force	barra de empuje
Q	Qualität	quality	qualité	calidad
REAR	hinten	rear	arrière	detrás
REAR AXLE	Hinterachse	rear axle	essieu arrière	eje trasero
REF-NO	Referenznummer (OE-Nr.)	reference number (OE No.)	numéro de référence (no OE)	número de referencia (no OE)
REINFORCED	verstärkt	reinforced	renforcé	reforzado
RHD	Rechtslenker	right-hand drive	véhicule à direction à droite	volante a la derecha
RHT	Rechtsgewinde	right-hand thread	filet à droite	rosca a la derecha
RIGHT	rechts	right	à droite	derecha
RIGHT FRONT	rechts vorne	front right	avant droit	derecha, delante
RIGHT REAR	rechts hinten	right rear	arrière droit	derecha, detrás
ROFM	Herstellereinschränkung	restriction of manufacturer	restrictions du fabricant	limitación del fabricante
SHIFT LEVER TO FRONT AXLE	Umlenkhebel zur Vorderachse	shift lever to front axle	levier de déviation à l'essieu avant	palanca de reenvío para eje delantero
SPRING ASSY	Blattfederachse	leaf spring assy	axe de ressort à lames	eje con ballestas
STEERING GEAR	Lenkgetriebe	steering gear	boîtier de direction	engranaje de dirección
SWIVEL LEVER TO FRONT AXLE	Zwischenhebel zur Vorderachse	swivel lever to front axle	levier intermédiaire à l'essieu avant	palanca intermediaria a eje delantero
SWIVEL LEVER TO TIE ROD LEVER	Zwischenhebel zum Spurstangenhebel	swivel lever to tie rod lever	levier intermédiaire au levier de la barre d'accouplement	palanca intermediaria a palanca de la barra de acoplamiento
[t]	Tonnen	tons	tonnes	toneladas
TH	Dicke/Stärke	thickness	épaisseur	espesor
THREAD	Gewindemaß	thread size	dimension de filetage	medida de rosca
TIE ROD LEVER	Spurstangenhebel	tie rod lever	levier de la barre d'accouplement	palanca de la barra de acoplamiento
TO DRAG LEVER	zum Schlepphebel	to drag lever	au levier oscillant	a la palanca de arrastre
TO PITMAN ARM	zum Lenkstockhebel	to pitman arm	au levier de direction	a la palanca de mando de la
TO STEERING-CYLINDER	am Lenkzylinder	to steering-cylinder	au cylindre de direction	en cilindro de dirección
TORQUE ROD	Achslenker	torque rod	bielle de poussée	guía de eje
TRAILER	Nachläufer	trailer	semi-remorque	arrastre
TRAILING AXLE	Nachlaufachse	trailing axle	essieu porteur	eje remolcado
TRANSVERSAL	quer/schräg	transversal	transversal/oblique	transversal
TYPE	Baumuster	type	type	tipo
UPPER	oben	upper	haut	arriba
V-LINK	Dreieckslenker	v-link	triangle	volante triangular
WB	Radstand	wheel base	empattement	batalla
WHEELSIDE	radseitig	wheelside	côté roues	lado de la rueda
WIDTH	Breite	width	largeur	ancho
WITH	nur in Verbindung mit	only in connection with	uniquement en connexion avec	sólo junto con




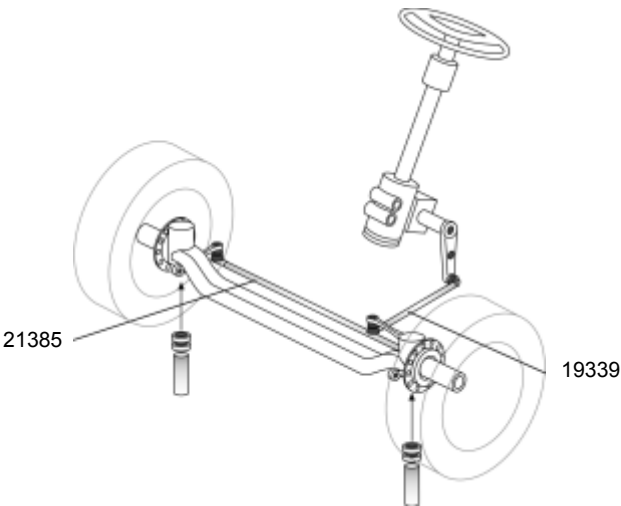




				LMI	Remarks
EUROCARGO	1991 - 1996	60 E 10; 60 E 12; 60 E 14			
					






Lenkung Lenkstange	LENGTH [mm]: 822	<b>19339</b> (Ref. 9846 7459)		Ball Joint RHT	11727
steering steering drag link					
direction barre de direction					
dirección biela de la dirección					
Lenkung Spurstange	LENGTH [mm]: 1490	<b>21385</b> (Ref. 9840 2553)		Ball Joint RHT	11727
steering tie rod				Ball Joint LHT	11728
direction barre d'accouplemen					
dirección barra de acoplamiento					

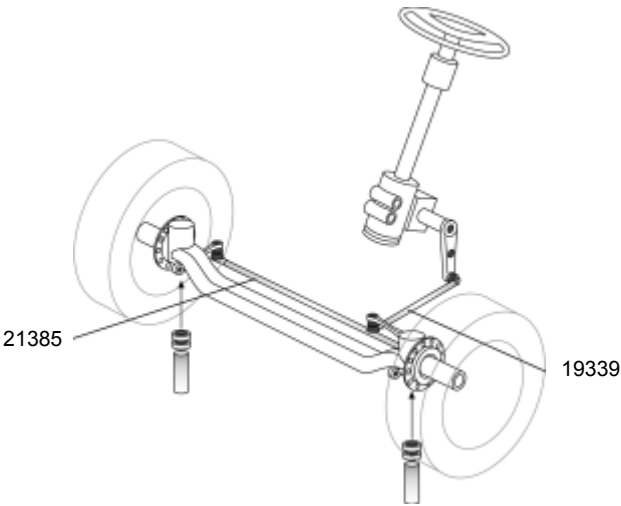
EUROCARGO	1991 - 1996	65 E 10; 65 E 12; 65 E 14	
			






Lenkung Lenkstange	LENGTH [mm]: 822	<b>19339</b> (Ref. 9846 7459)		Ball Joint RHT	11727
steering steering drag link					
direction barre de direction					
dirección biela de la dirección					
Lenkung Spurstange	LENGTH [mm]: 1490	<b>21385</b> (Ref. 9840 2553)		Ball Joint RHT	11727
steering tie rod				Ball Joint LHT	11728
direction barre d'accouplemen					
dirección barra de acoplamiento					

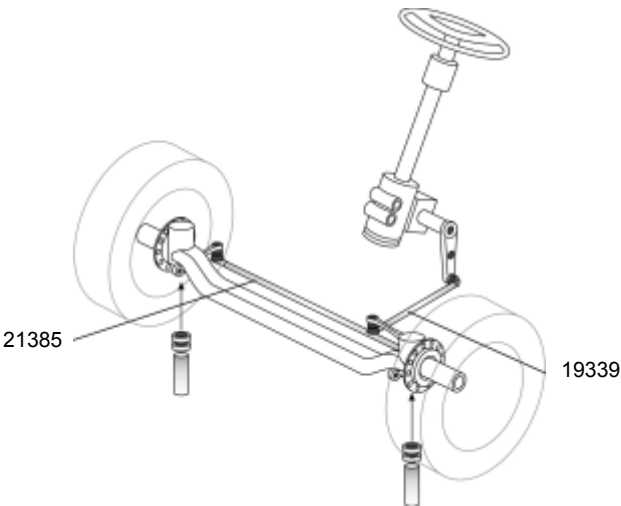
EUROCARGO	1991 -	75 E 12; 75 E 14; 75 E 15			
-----------	--------	---------------------------	--	--	--



			LMI	Remarks
EUROCARGO	1991	-	75 E 12; 75 E 14; 75 E 15	
				






Lenkung Lenkstange	LENGTH [mm]: 822	<b>19339</b> (Ref. 9846 7459)		Ball Joint RHT	11727
steering steering drag link					
direction barre de direction					
dirección biela de la dirección					
Lenkung Spurstange	LENGTH [mm]: 1490	<b>21385</b> (Ref. 9840 2553)		Ball Joint RHT	11727
steering tie rod				Ball Joint LHT	11728
direction barre d'accouplemen					
dirección barra de acoplamiento					

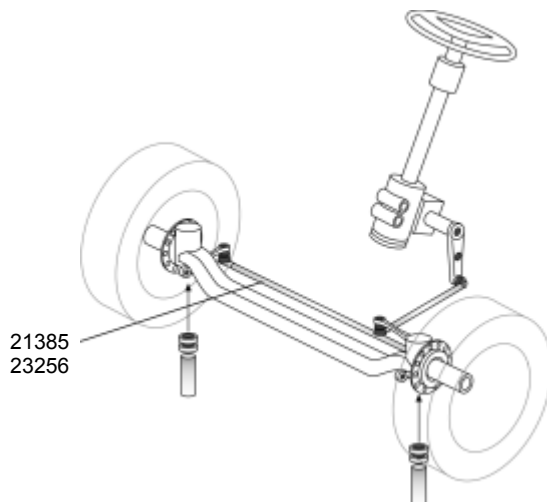
EUROCARGO	1991	-	80 E 15; 80 E 18; 80 E 21	
				






Lenkung Lenkstange	LENGTH [mm]: 822	<b>19339</b> (Ref. 9846 7459)		Ball Joint RHT	11727
steering steering drag link					
direction barre de direction					
dirección biela de la dirección					
Lenkung Spurstange	LENGTH [mm]: 1490	<b>21385</b> (Ref. 9840 2553)		Ball Joint RHT	11727
steering tie rod				Ball Joint LHT	11728
direction barre d'accouplemen					
dirección barra de acoplamiento					

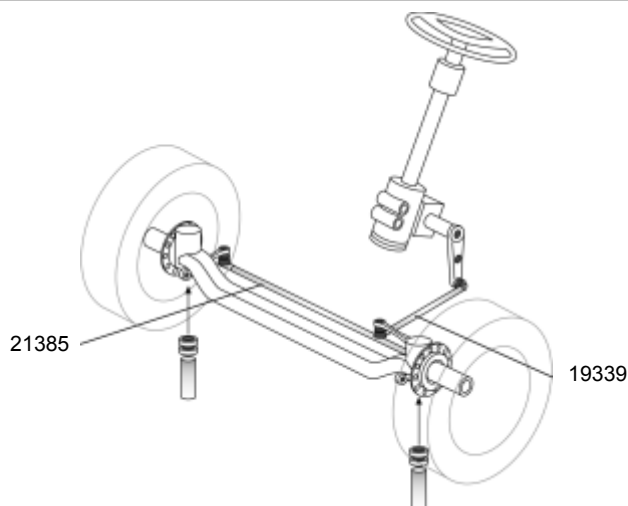
EUROCARGO	1993	-	95 E 15 W; 95 E 21 W	
-----------	------	---	----------------------	--



			LMI	Remarks
EUROCARGO	1993	-	95 E 15 W; 95 E 21 W	
				






Lenkung Spurstange	LENGTH [mm]: 1490	<b>21385</b>		Ball Joint RHT	11727
steering tie rod		(Ref. 9840 2553)		Ball Joint LHT	11728
direction barre d'accouplemen					
dirección barra de acoplamiento					
Lenkung Spurstange	LENGTH [mm]: 1458	<b>23256</b>		Ball Joint RHT	19620
steering tie rod		(Ref. 4211 8781)			
direction barre d'accouplemen					
dirección barra de acoplamiento					

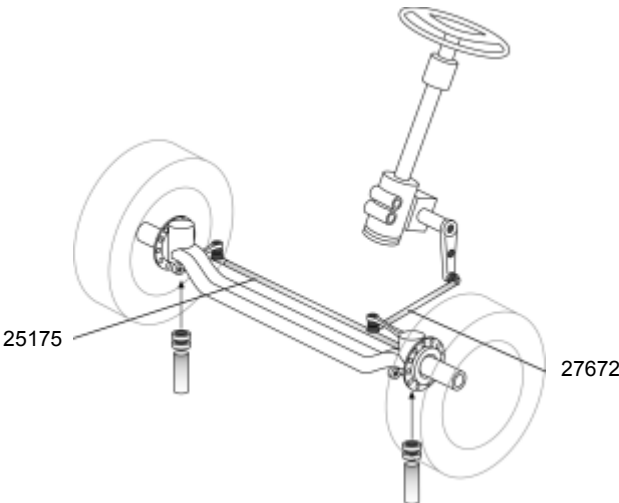
EUROCARGO	1991	-	100 E 15; 100 E 15 K; 100 E 18; 100 E 18K; 100 E 21	
				






Lenkung Lenkstange	LENGTH [mm]: 822	<b>19339</b>		Ball Joint RHT	11727
steering steering drag link		(Ref. 9846 7459)			
direction barre de direction					
dirección biela de la dirección					
Lenkung Spurstange	LENGTH [mm]: 1490	<b>21385</b>		Ball Joint RHT	11727
steering tie rod		(Ref. 9840 2553)		Ball Joint LHT	11728
direction barre d'accouplemen					
dirección barra de acoplamiento					

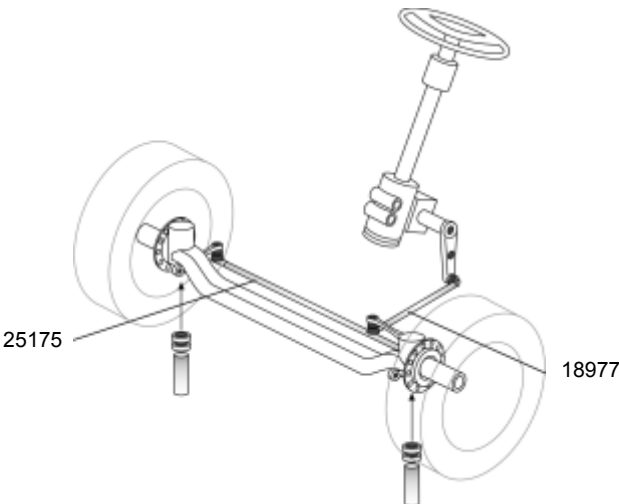
EUROCARGO	1991	-	120 E 15 L; 120 E 18 L; 120 E 21 L	
-----------	------	---	------------------------------------	--



			LMI	Remarks
EUROCARGO	1991	-	120 E 15 L; 120 E 18 L; 120 E 21 L	
				






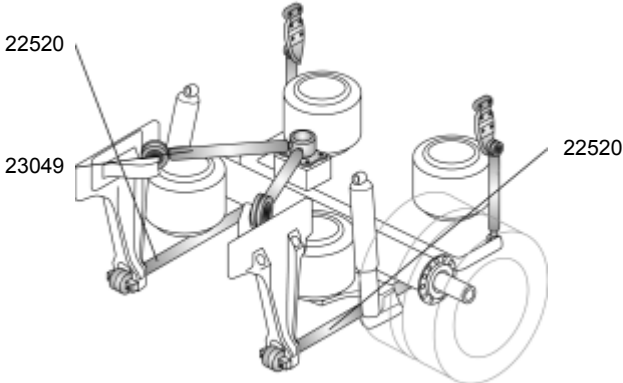
Lenkung Lenkstange	LENGTH [mm]: 785	<b>27672</b>		Ball Joint RHT	11402
steering steering drag link		(Ref. 5 0032 4282)			
direction barre de direction					
dirección biela de la dirección					
Lenkung Spurstange	LENGTH [mm]: 1584	<b>25175</b>		Ball Joint RHT	11727
steering tie rod		(Ref. 485 4871)		Ball Joint LHT	11728
direction barre d'accouplemen					
dirección barra de acoplamiento					



EUROCARGO	1991	- 2000	120 E 15; 120 E 18; 120 E 23	
				




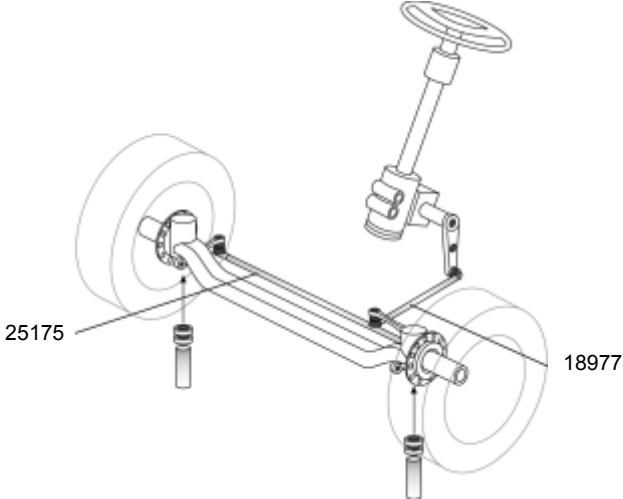
Lenkung Lenkstange	LENGTH [mm]: 897	<b>18977</b>		Ball Joint RHT	11727
steering steering drag link		(Ref. 485 4874)			
direction barre de direction					
dirección biela de la dirección					
Lenkung Spurstange	LENGTH [mm]: 1584	<b>25175</b>		Ball Joint RHT	11727
steering tie rod		(Ref. 485 4871)		Ball Joint LHT	11728
direction barre d'accouplemen					
dirección barra de acoplamiento					



		LMI	Remarks
EUROCARGO	1991 - 2000	120 E 15; 120 E 18; 120 E 23	
			






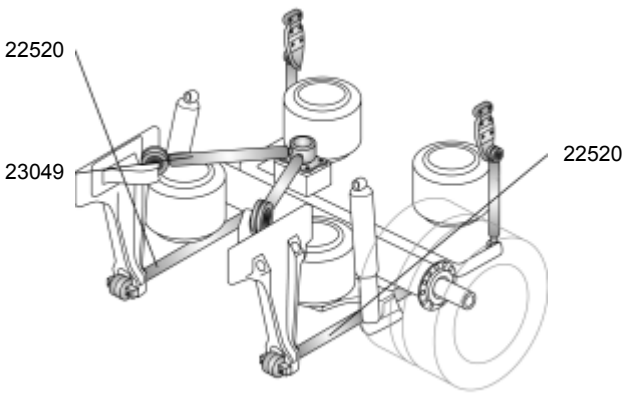
Fahrwerk Achsstrebe	REAR AXLE	LENGTH [mm]: 594	<b>22520</b> (Ref. 813 7027)		rep. kit ball socket 19977
Chassis torque rod					
Châssis bielle de retenue					
Chasis tirante longitudinal					
Fahrwerk Dreiecklenker	REAR AXLE	LENGTH [mm]: 659	<b>23049</b> (Ref. 4102 2092)		rep. kit ball socket 18472 rep. kit joint 21700
Chassis triangular torque rod					
Châssis bras triangulaire					
Chasis tirante en V					



EUROCARGO	1992 -	130 E 15; 130 E 18; 130 E 23	
			




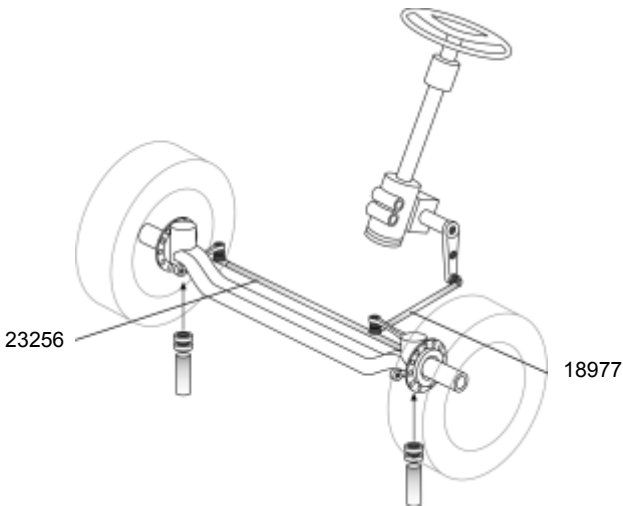
Lenkung Lenkstange	LENGTH [mm]: 897	<b>18977</b> (Ref. 485 4874)		Ball Joint RHT	11727
steering steering drag link					
direction barre de direction					
dirección biela de la dirección					
Lenkung Spurstange	LENGTH [mm]: 1584	<b>25175</b> (Ref. 485 4871)		Ball Joint RHT Ball Joint LHT	11727 11728
steering tie rod					
direction barre d'accouplément					
dirección barra de acoplamiento					



			LMI	Remarks
EUROCARGO	1992	-	130 E 15; 130 E 18; 130 E 23	
				






Fahrwerk Achsstrebe	REAR AXLE	LENGTH [mm]: 594	<b>22520</b> (Ref. 813 7027)		rep. kit ball socket 19977
Chassis torque rod					
Châssis bielle de retenue					
Chasis tirante longitudinal					
Fahrwerk Dreiecklenker	REAR AXLE	LENGTH [mm]: 659	<b>23049</b> (Ref. 4102 2092)		rep. kit ball socket 18472 rep. kit joint 21700
Chassis triangular torque rod					
Châssis bras triangulaire					
Chasis tirante en V					

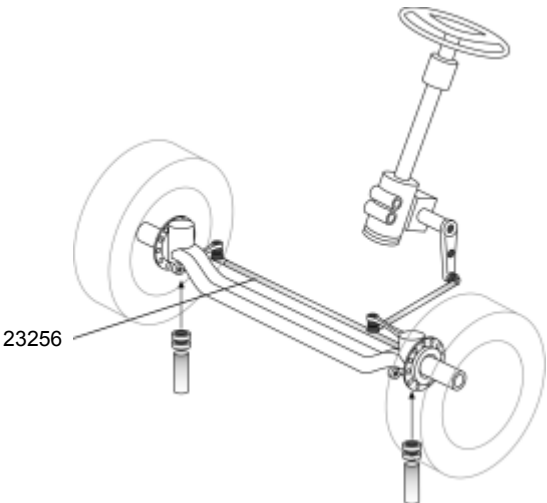
EUROCARGO	1997	-	135 E 18 W; 135 E 23 W	
				





Lenkung Lenkstange	LENGTH [mm]: 897	<b>18977</b> (Ref. 485 4874)		Ball Joint RHT	11727
steering steering drag link					
direction barre de direction					
dirección biela de la dirección					
Lenkung Spurstange	LENGTH [mm]: 1458	<b>23256</b> (Ref. 4211 8781)		Ball Joint RHT	19620
steering tie rod					
direction barre d'accouplemen					
dirección barra de acoplamiento					

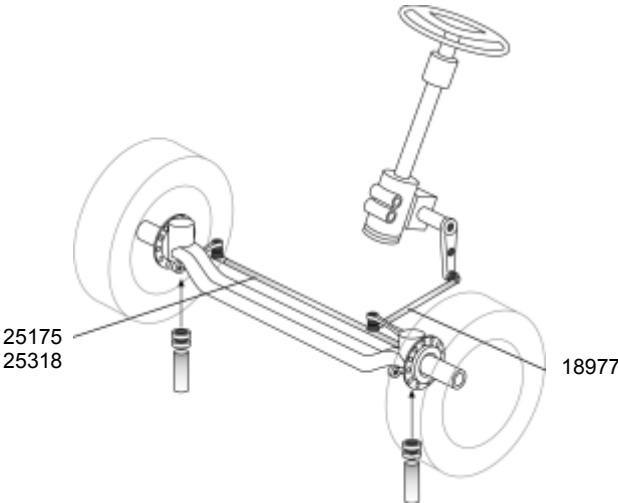
EUROCARGO	1993	- 1996	135 E 18 WR; 135 E 23 WR	
-----------	------	--------	--------------------------	--


			LMI	Remarks
EUROCARGO	1993 - 1996	135 E 18 WR; 135 E 23 WR		
				




Lenkung Spurstange	LENGTH [mm]: 1458	<b>23256</b>		Ball Joint RHT	19620
steering tie rod		(Ref. 4211 8781)			
direction barre d'accouplemen					
dirección barra de acoplamiento					

EUROCARGO	1992 - 1996	150 E 15; 150 E 18; 150 E 23; 150 E 27		
				



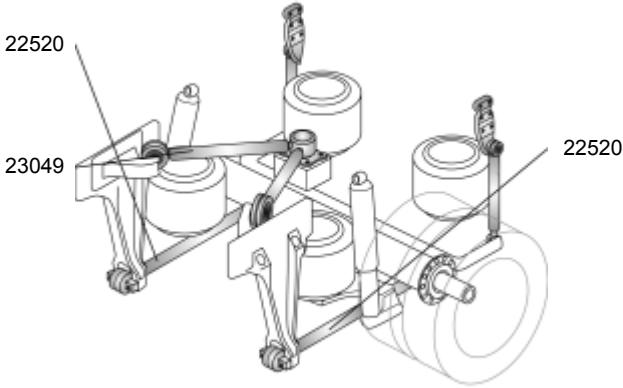
Lenkung Lenkstange	LENGTH [mm]: 897	<b>18977</b>		Ball Joint RHT	11727
steering steering drag link		(Ref. 485 4874)			
direction barre de direction					
dirección biela de la dirección					



Lenkung Spurstange	LENGTH [mm]: 1584	<b>25175</b>		Ball Joint RHT	11727
steering tie rod		(Ref. 485 4871)		Ball Joint LHT	11728
direction barre d'accouplemen					
dirección barra de acoplamiento					

Lenkung Spurstange	LENGTH [mm]: 1577	<b>25318</b>			
steering tie rod		(Ref. 4100 5460)			
direction barre d'accouplemen					
dirección barra de acoplamiento					

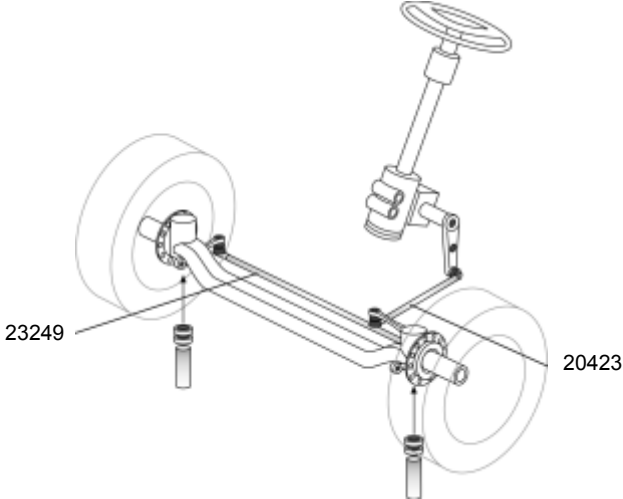




			LMI	Remarks
EUROCARGO	1992 - 1996	150 E 15; 150 E 18; 150 E 23; 150 E 27		






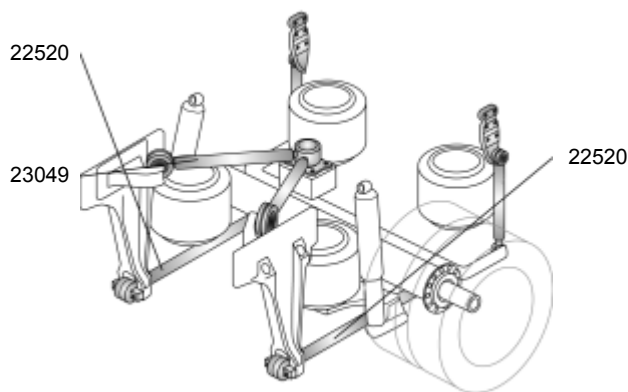
Fahrwerk Achsstrebe	REAR AXLE	LENGTH [mm]: 594	<b>22520</b> (Ref. 813 7027)	 rep. kit ball socket 19977
Chassis torque rod				
Châssis bielle de retenue				
Chasis tirante longitudinal				
Fahrwerk Dreiecklenker	REAR AXLE	LENGTH [mm]: 659	<b>23049</b> (Ref. 4102 2092)	 rep. kit ball socket 18472 rep. kit joint 21700
Chassis triangular torque rod				
Châssis bras triangulaire				
Chasis tirante en V				



EUROCARGO	1994 -	170 E 18; 170 E 23; 170 E 27		




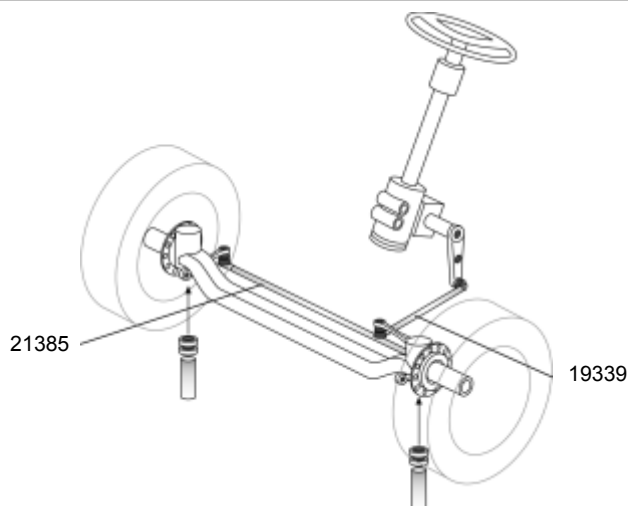
Lenkung Lenkstange	LENGTH [mm]: 878	<b>20423</b> (Ref. 9846 9650)	 Ball Joint RHT 19620
steering steering drag link			
direction barre de direction			
dirección biela de la dirección			
Lenkung Spurstange	LENGTH [mm]: 1590	<b>23249</b> (Ref. 9847 0968)	 Ball Joint RHT 19620 Ball Joint LHT 18481
steering tie rod			
direction barre d'accouplemen			
dirección barra de acoplamiento			



		LMI	Remarks
EUROCARGO	1994 -	170 E 18; 170 E 23; 170 E 27	
			




Fahrwerk Achsstrebe	REAR AXLE	LENGTH [mm]: 594	<b>22520</b> (Ref. 813 7027)		rep. kit ball socket 19977
Chassis torque rod					
Châssis bielle de retenue					
Chasis tirante longitudinal					
Fahrwerk Dreiecklenker	REAR AXLE	LENGTH [mm]: 659	<b>23049</b> (Ref. 4102 2092)		rep. kit ball socket 18472 rep. kit joint 21700
Chassis triangular torque rod					
Châssis bras triangulaire					
Chasis tirante en V					

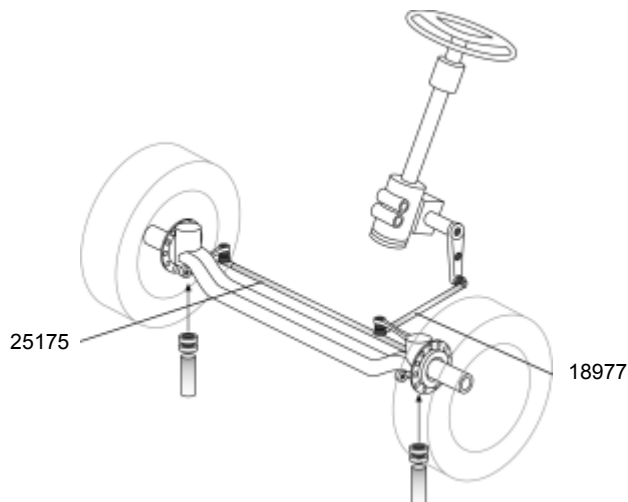
EUROCARGO	1991 -	180 E 21 T	
			






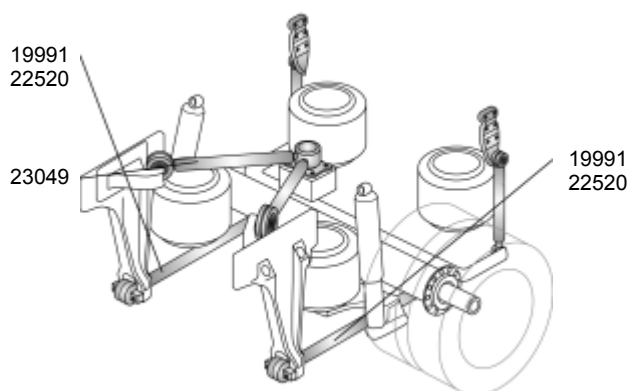
Lenkung Lenkstange	LENGTH [mm]: 822	<b>19339</b> (Ref. 9846 7459)		Ball Joint RHT	11727
steering steering drag link					
direction barre de direction					
dirección biela de la dirección					
Lenkung Spurstange	LENGTH [mm]: 1490	<b>21385</b> (Ref. 9840 2553)		Ball Joint RHT Ball Joint LHT	11727 11728
steering tie rod					
direction barre d'accouplément					
dirección barra de acoplamiento					




EUROCARGO	1992 -	260 E 23 T	
-----------	--------	------------	--


		LMI	Remarks
EUROCARGO	1992 - 260 E 23 T		
			

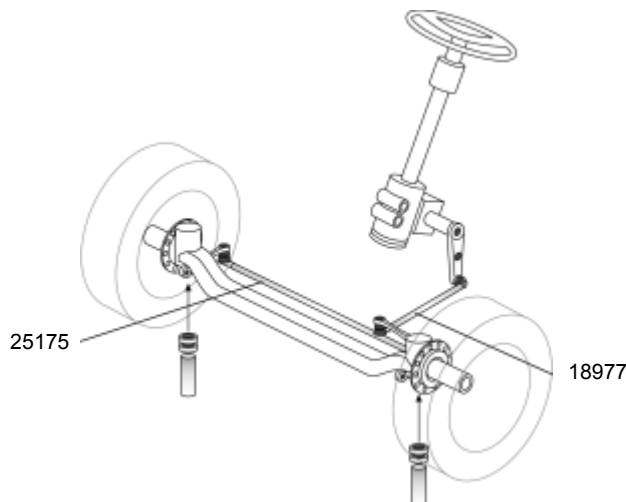





Lenkung Lenkstange	LENGTH [mm]: 897	<b>18977</b> (Ref. 485 4874)	 Ball Joint RHT	11727
steering steering drag link				
direction barre de direction				
dirección biela de la dirección				
Lenkung Spurstange	LENGTH [mm]: 1584	<b>25175</b> (Ref. 485 4871)	 Ball Joint RHT	11727
steering tie rod			 Ball Joint LHT	11728
direction barre d'accouplemen				
dirección barra de acoplamiento				

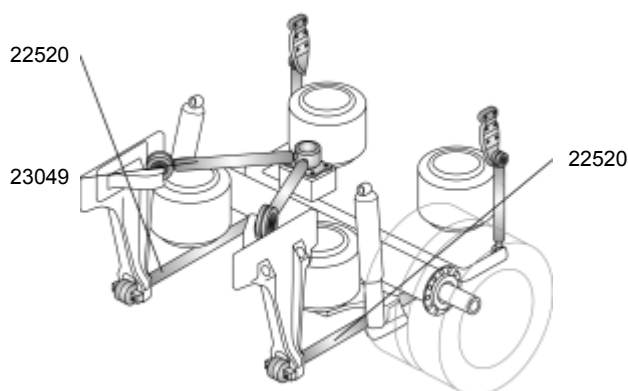




Fahrwerk Achsstrebe	REAR AXLE	LENGTH [mm]: 610	<b>19991</b> (Ref. 4204 1107)	 rep. kit ball socket 11384
Chassis torque rod				
Châssis bielle de retenue				
Chasis tirante longitudinal				
Fahrwerk Achsstrebe	REAR AXLE	LENGTH [mm]: 594	<b>22520</b> (Ref. 813 7027)	 rep. kit ball socket 19977
Chassis torque rod				
Châssis bielle de retenue				
Chasis tirante longitudinal				
Fahrwerk Dreiecklenker	REAR AXLE	LENGTH [mm]: 659	<b>23049</b> (Ref. 4102 2092)	 rep. kit ball socket 18472
Chassis triangular torque rod				rep. kit joint 21700
Châssis bras triangulaire				
Chasis tirante en V				

		LMI	Remarks
EUROCARGO	1992 - 280 E 23 T		
			





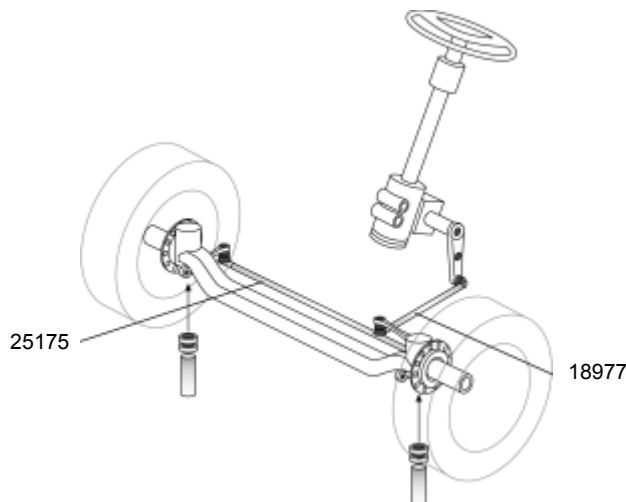
Lenkung Lenkstange steering steering drag link direction barre de direction dirección biela de la dirección	LENGTH [mm]: 897	<b>18977</b> (Ref. 485 4874)	 Ball Joint RHT	11727
Lenkung Spurstange steering tie rod direction barre d'accouplemen dirección barra de acoplamiento	LENGTH [mm]: 1584	<b>25175</b> (Ref. 485 4871)	 Ball Joint RHT  Ball Joint LHT	11727 11728






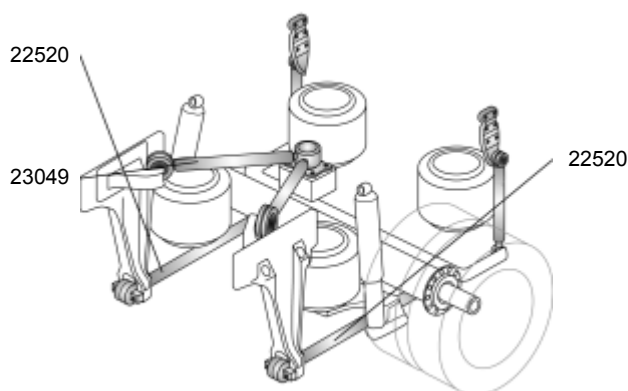
Fahrwerk Achsstrebe Chassis torque rod Châssis bielle de retenue Chasis tirante longitudinal	REAR AXLE	LENGTH [mm]: 594	<b>22520</b> (Ref. 813 7027)	 rep. kit ball socket 19977
Fahrwerk Dreiecklenker Chassis triangular torque rod Châssis bras triangulaire Chasis tirante en V	REAR AXLE	LENGTH [mm]: 659	<b>23049</b> (Ref. 4102 2092)	 rep. kit ball socket 18472 rep. kit joint 21700



EUROCARGO	1992 - 320 E 27 T		
-----------	-------------------	--	--

		LMI	Remarks
EUROCARGO	1992 - 320 E 27 T		
			






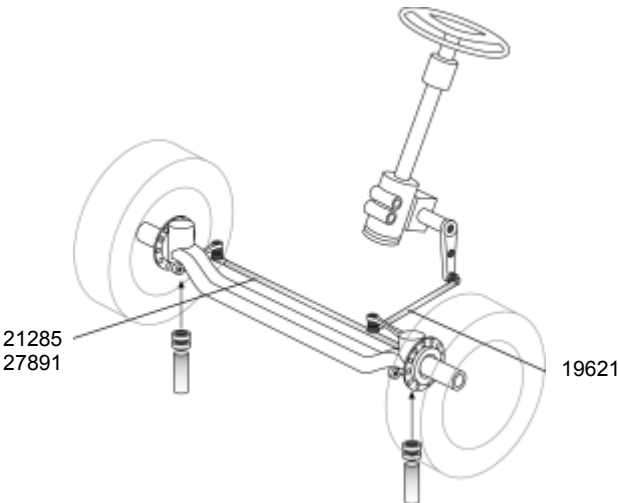
Lenkung Lenkstange steering steering drag link direction barre de direction dirección biela de la dirección	LENGTH [mm]: 897	<b>18977</b> (Ref. 485 4874)	 Ball Joint RHT	11727
Lenkung Spurstange steering tie rod direction barre d'accouplemen dirección barra de acoplamiento	LENGTH [mm]: 1584	<b>25175</b> (Ref. 485 4871)	 Ball Joint RHT  Ball Joint LHT	11727 11728






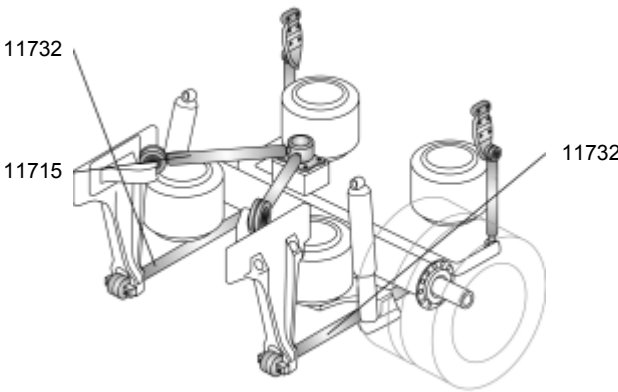
Fahrwerk Achsstrebe Chassis torque rod Châssis bielle de retenue Chasis tirante longitudinal	REAR AXLE	LENGTH [mm]: 594	<b>22520</b> (Ref. 813 7027)	 rep. kit ball socket 19977
Fahrwerk Dreiecklenker Chassis triangular torque rod Châssis bras triangulaire Chasis tirante en V	REAR AXLE	LENGTH [mm]: 659	<b>23049</b> (Ref. 4102 2092)	 rep. kit ball socket 18472 rep. kit joint 21700



**EUROSTAR** 1993 - LD 190 E 38; LD 190 E 42; LD 190 E 47; LD 190 E 52




		LMI	Remarks
EUROSTAR	1993 -	LD 190 E 38; LD 190 E 42; LD 190 E 47; LD 190 E 52	
			

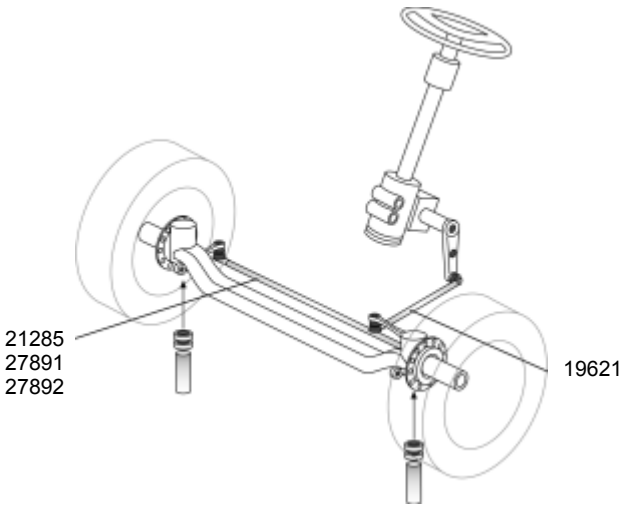







Lenkung Lenkstange	LENGTH [mm]: 953	<b>19621</b> (Ref. 4100 5463)	 Ball Joint RHT	19620
steering steering drag link				
direction barre de direction				
dirección biela de la dirección				
Lenkung Spurstange	LENGTH [mm]: 1641	<b>21285</b> (Ref. 4100 5451)	 Ball Joint RHT	19620
steering tie rod				
direction barre d'accouplemen			Ball Joint LHT	18481
dirección barra de acoplamiento				
Lenkung Spurstange	LENGTH [mm]: 1631	<b>27891</b> (Ref. 4103 6943)		
steering tie rod				
direction barre d'accouplemen				
dirección barra de acoplamiento				

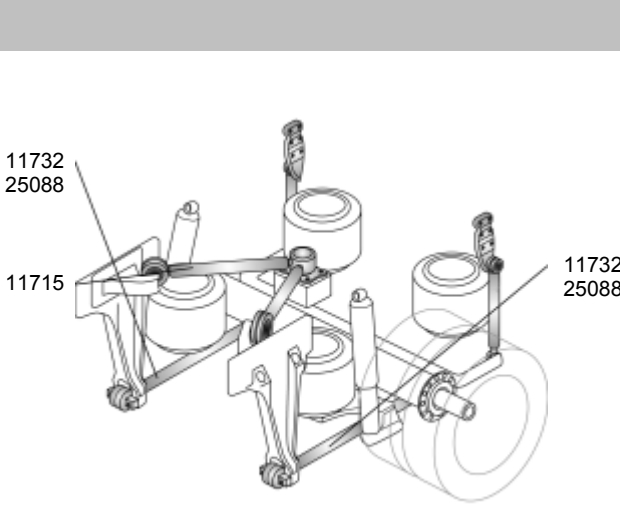



Fahrwerk Achsstrebe	REAR AXLE	LENGTH [mm]: 594	<b>11732</b> (Ref. 9847 2466)	 rep. kit ball socket 11731
Chassis torque rod				
Châssis bielle de retenue				
Chasis tirante longitudinal				
Fahrwerk Dreiecklenker	REAR AXLE	LENGTH [mm]: 665	<b>11715</b> (Ref. 4104 2050)	 rep. kit ball socket 18472
Chassis triangular torque rod				rep. kit joint 21700
Châssis bras triangulaire				
Chasis tirante en V				




			LMI	Remarks
EUROSTAR	1993 -	LD 240 E 38; LD 240 E 42; LD 240 E 47; LD 240 E 52		
				

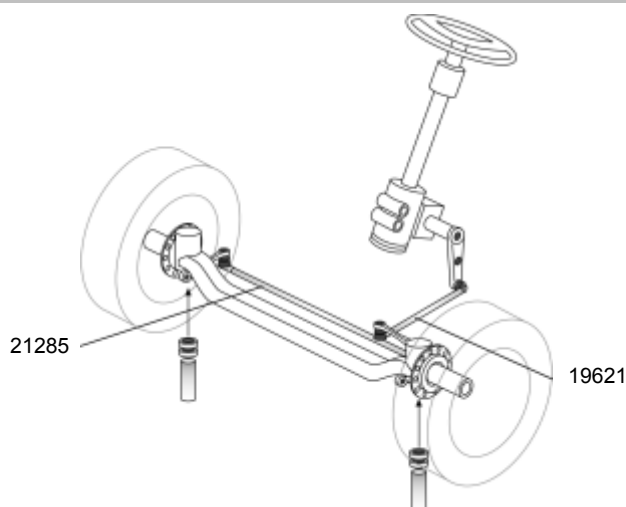


Lenkung Lenkstange		LENGTH [mm]: 953	<b>19621</b> (Ref. 4100 5463)	 Ball Joint RHT	19620
steering steering drag link					
direction barre de direction					
dirección biela de la dirección					
Lenkung Spurstange		LENGTH [mm]: 1641	<b>21285</b> (Ref. 4100 5451)	 Ball Joint RHT	19620
steering tie rod				 Ball Joint LHT	18481
direction barre d'accouplemen					
dirección barra de acoplamiento					
Lenkung Spurstange		LENGTH [mm]: 1631	<b>27891</b> (Ref. 4103 6943)		
steering tie rod					
direction barre d'accouplemen					
dirección barra de acoplamiento					
Lenkung Spurstange	TRAILING AXLE	LENGTH [mm]: 1477	<b>27892</b> (Ref. 4103 2608)		Ball Joint RHT 11505
steering tie rod					
direction barre d'accouplemen					
dirección barra de acoplamiento					

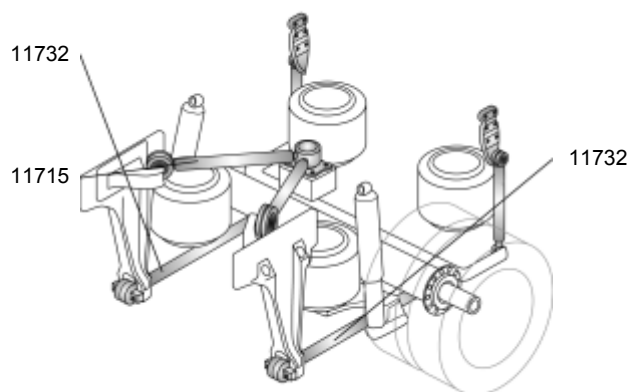
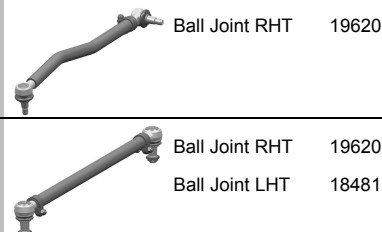


Fahrwerk Achsstrebe	REAR AXLE	LENGTH [mm]: 594	<b>11732</b> (Ref. 9847 2466)	 rep. kit ball socket 11731	
Chassis torque rod					
Châssis bielle de retenue					
Chasis tirante longitudinal					






			LMI	Remarks
				
<b>EUROSTAR</b>	<b>1993 -</b>	<b>LD 240 E 38; LD 240 E 42; LD 240 E 47; LD 240 E 52</b>		
Fahrwerk Achsstrebe	REAR AXLE; BENT	LENGTH [mm]: 594	<b>25088</b>	
Chassis torque rod			(Ref. 500 340 452)	rep. kit ball socket 23211
Châssis bielle de retenue				
Chassis tirante longitudinal				
Fahrwerk Dreiecklenker	REAR AXLE	LENGTH [mm]: 665	<b>11715</b>	
Chassis triangular torque rod			(Ref. 4104 2050)	rep. kit ball socket 18472
Châssis bras triangulaire				rep. kit joint 21700
Chassis tirante en V				
<b>EUROSTAR</b>	<b>1994 -</b>	<b>LD 260 E 38; LD 260 E 42</b>		
				

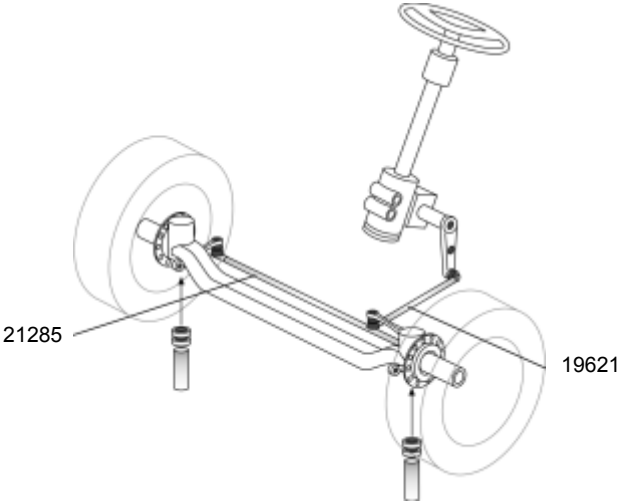




Lenkung Lenkstange	LENGTH [mm]: 953	<b>19621</b>		
steering steering drag link		(Ref. 4100 5463)		
direction barre de direction				
dirección biela de la dirección				
Lenkung Spurstange	LENGTH [mm]: 1641	<b>21285</b>		
steering tie rod		(Ref. 4100 5451)		
direction barre d'accouplemen				
dirección barra de acoplamiento				

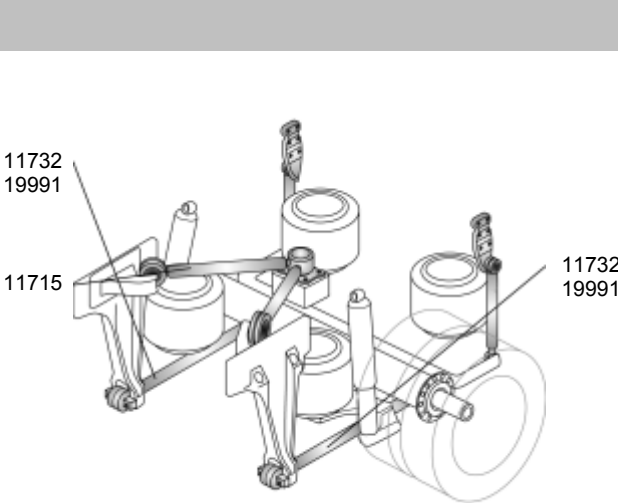










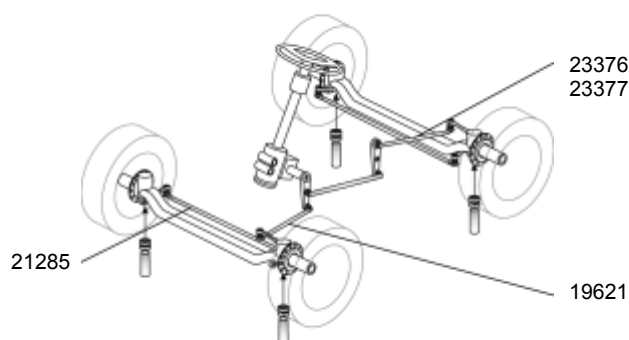
			LMI	Remarks
EUROSTAR	1994	-	LD 260 E 38; LD 260 E 42	
Fahrwerk Achsstrebe	REAR AXLE	LENGTH [mm]: 594	11732 (Ref. 9847 2466)	 rep. kit ball socket 11731
Chassis torque rod				
Châssis bielle de retenue				
Chassis tirante longitudinal				
Fahrwerk Dreiecklenker	REAR AXLE	LENGTH [mm]: 665	11715 (Ref. 4104 2050)	 rep. kit ball socket 18472 rep. kit joint 21700
Chassis triangular torque rod				
Châssis bras triangulaire				
Chassis tirante en V				
EUROSTAR	1995	-	LD 260 E 47; LD 260 E 52	
				










Lenkung Lenkstange	LENGTH [mm]: 953	19621 (Ref. 4100 5463)	 Ball Joint RHT 19620
steering steering drag link			
direction barre de direction			
dirección biela de la dirección			
Lenkung Spurstange	LENGTH [mm]: 1641	21285 (Ref. 4100 5451)	 Ball Joint RHT 19620 Ball Joint LHT 18481
steering tie rod			
direction barre d'accouplemen			
dirección barra de acoplamiento			

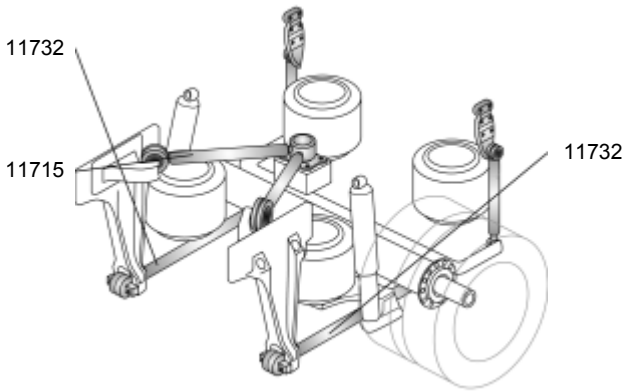




			LMI	Remarks
				
<b>EUROSTAR</b>	<b>1995 -</b>	<b>LD 260 E 47; LD 260 E 52</b>		
Fahrwerk Achsstrebe	REAR AXLE	LENGTH [mm]: 594	<b>11732</b> (Ref. 9847 2466)	 rep. kit ball socket 11731
Chassis torque rod				
Châssis bielle de retenue				
Chassis tirante longitudinal				
Fahrwerk Achsstrebe	REAR AXLE	LENGTH [mm]: 610	<b>19991</b> (Ref. 4204 1107)	 rep. kit ball socket 11384
Chassis torque rod				
Châssis bielle de retenue				
Chassis tirante longitudinal				
Fahrwerk Dreiecklenker	REAR AXLE	LENGTH [mm]: 665	<b>11715</b> (Ref. 4104 2050)	 rep. kit ball socket 18472 rep. kit joint 21700
Chassis triangular torque rod				
Châssis bras triangulaire				
Chassis tirante en V				
<b>EUROSTAR</b>	<b>1994 -</b>	<b>LD 400 E 38; LD 400 E 42</b>		
				




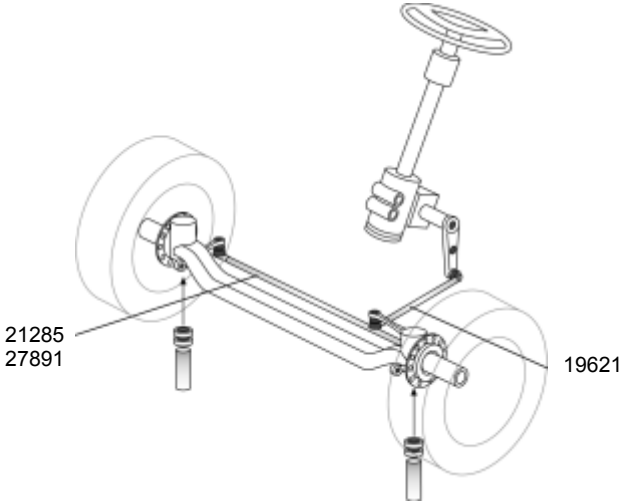
Lenkung Lenkstange	FROM PITMAN ARM TO 1ST FRONT AXLE	LENGTH [mm]: 953	<b>19621</b> (Ref. 4100 5463)	 Ball Joint RHT 19620
steering steering drag link				
direction barre de direction				
dirección biela de la dirección				
Lenkung Lenkstange	FROM SHIFT LEVER TO 2ND FRONT AXLE	LENGTH [mm]: 832	<b>23376</b> (Ref. 4101 6958)	 Ball Joint RHT 19620
steering steering drag link				
direction barre de direction				
dirección biela de la dirección				
Lenkung Lenkstange	RHD; FROM SHIFT LEVER TO 2ND FRONT AXLE	LENGTH [mm]: 824	<b>23377</b> (Ref. 4101 6961)	 Ball Joint RHT 19620
steering steering drag link				
direction barre de direction				
dirección biela de la dirección				
Lenkung Spurstange		LENGTH [mm]: 1641	<b>21285</b> (Ref. 4100 5451)	 Ball Joint RHT 19620 Ball Joint LHT 18481
steering tie rod				
direction barre d'accouplement				
dirección barra de acoplamiento				



			LMI	Remarks
EUROSTAR	1994	-	LD 400 E 38; LD 400 E 42	
				







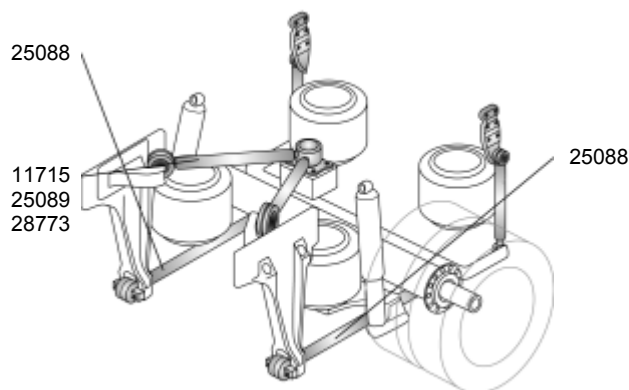
Fahrwerk Achsstrebe	REAR AXLE	LENGTH [mm]: 594	<b>11732</b> (Ref. 9847 2466)		rep. kit ball socket 11731
Chassis torque rod					
Châssis bielle de retenue					
Chasis tirante longitudinal					
Fahrwerk Dreiecklenker	REAR AXLE	LENGTH [mm]: 665	<b>11715</b> (Ref. 4104 2050)		rep. kit ball socket 18472 rep. kit joint 21700
Chassis triangular torque rod					
Châssis bras triangulaire					
Chasis tirante en V					





EUROSTAR	1993	-	LD 440 E 38	
				




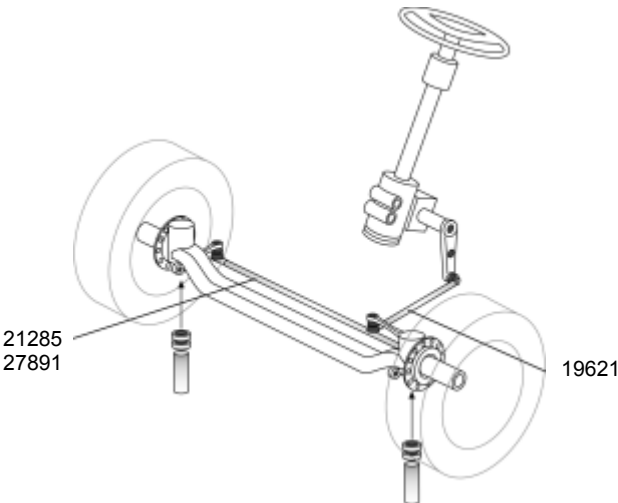
Lenkung Lenkstange	LENGTH [mm]: 953	<b>19621</b> (Ref. 4100 5463)		Ball Joint RHT	19620
steering steering drag link					
direction barre de direction					
dirección biela de la dirección					
Lenkung Spurstange	LENGTH [mm]: 1641	<b>21285</b> (Ref. 4100 5451)		Ball Joint RHT Ball Joint LHT	19620 18481
steering tie rod					
direction barre d'accouplément					
dirección barra de acoplamiento					





			LMI	Remarks
				
<b>EUROSTAR</b>	<b>1993</b>	<b>-</b>	<b>LD 440 E 38</b>	
Lenkung Spurstange			LENGTH [mm]: 1631	<b>27891</b>
steering tie rod				(Ref. 4103 6943)
direction barre d'accouplement				
dirección barra de acoplamiento				
				

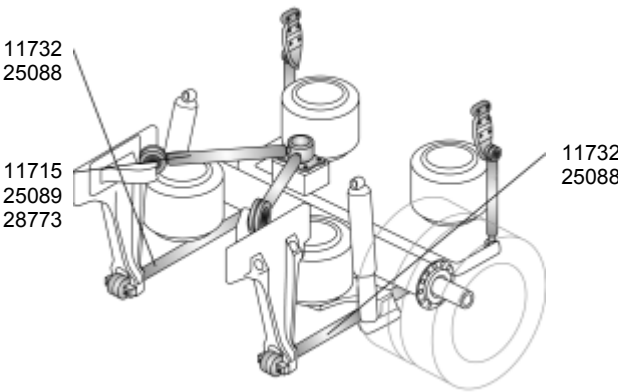




Fahrwerk Achsstrebe	REAR AXLE; BENT	LENGTH [mm]: 594	<b>25088</b>		
Chassis torque rod			(Ref. 500 340 452)		rep. kit ball socket 23211
Châssis bielle de retenue					
Chasis tirante longitudinal					
Fahrwerk Achsstrebe	REAR AXLE; UPPER RIGHT	LENGTH [mm]: 455	<b>25089</b>		
Chassis torque rod			(Ref. 4103 3731)		rep. kit ball socket 11731
Châssis bielle de retenue					
Chasis tirante longitudinal					
Fahrwerk Achsstrebe	REAR AXLE; UPPER LEFT	LENGTH [mm]: 455	<b>28773</b>		
Chassis torque rod			(Ref. 4100 9961)		rep. kit ball socket 11731
Châssis bielle de retenue					
Chasis tirante longitudinal					
Fahrwerk Dreiecklenker	REAR AXLE	LENGTH [mm]: 665	<b>11715</b>		
Chassis triangular torque rod			(Ref. 4104 2050)		rep. kit ball socket 18472
Châssis bras triangulaire					rep. kit joint 21700
Chasis tirante en V					
<b>EUROSTAR</b>	<b>1993</b>	<b>-</b>	<b>LD 440 E 42 T</b>		







		LMI	Remarks
EUROSTAR	1993 -	LD 440 E 42 T	
			

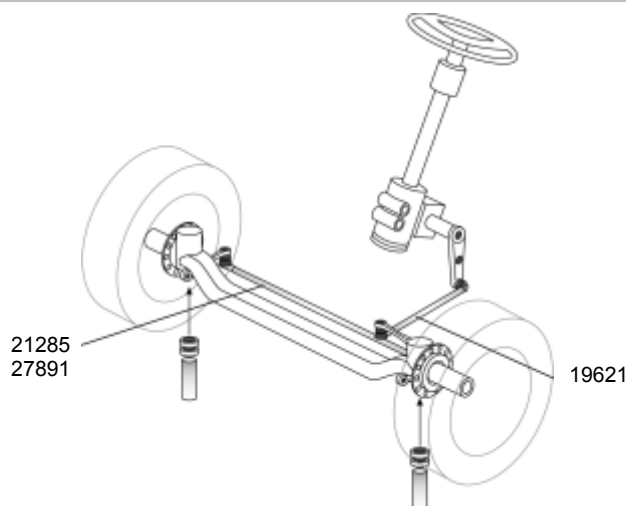





Lenkung Lenkstange steering steering drag link direction barre de direction dirección biela de la dirección	LENGTH [mm]: 953	<b>19621</b> (Ref. 4100 5463)	 Ball Joint RHT	19620
Lenkung Spurstange steering tie rod direction barre d'accouplemen dirección barra de acoplamiento	LENGTH [mm]: 1641	<b>21285</b> (Ref. 4100 5451)	 Ball Joint RHT  Ball Joint LHT	19620 18481
Lenkung Spurstange steering tie rod direction barre d'accouplemen dirección barra de acoplamiento	LENGTH [mm]: 1631	<b>27891</b> (Ref. 4103 6943)		



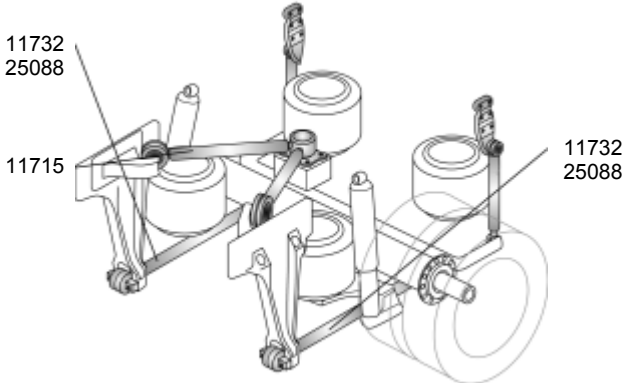
Fahrwerk Achsstrebe Chassis torque rod Châssis bielle de retenue Chasis tirante longitudinal	REAR AXLE	LENGTH [mm]: 594	<b>11732</b> (Ref. 9847 2466)	 rep. kit ball socket 11731
Fahrwerk Achsstrebe Chassis torque rod Châssis bielle de retenue Chasis tirante longitudinal	REAR AXLE; BENT	LENGTH [mm]: 594	<b>25088</b> (Ref. 500 340 452)	 rep. kit ball socket 23211




			LMI	Remarks
				
<b>EUROSTAR</b>	<b>1993 -</b>	<b>LD 440 E 42 T</b>		
Fahrwerk Achsstrebe	REAR AXLE; UPPER RIGHT	LENGTH [mm]: 455	<b>25089</b> (Ref. 4103 3731)	 rep. kit ball socket 11731
Chassis torque rod				
Châssis bielle de retenue				
Chasis tirante longitudinal				
Fahrwerk Achsstrebe	REAR AXLE; UPPER LEFT	LENGTH [mm]: 455	<b>28773</b> (Ref. 4100 9961)	 rep. kit ball socket 11731
Chassis torque rod				
Châssis bielle de retenue				
Chasis tirante longitudinal				
Fahrwerk Dreiecklenker	REAR AXLE	LENGTH [mm]: 665	<b>11715</b> (Ref. 4104 2050)	 rep. kit ball socket 18472 rep. kit joint 21700
Chassis triangular torque rod				
Châssis bras triangulaire				
Chasis tirante en V				
<b>EUROSTAR</b>	<b>1993 -</b>	<b>LD 440 E 42 TZ</b>		
				




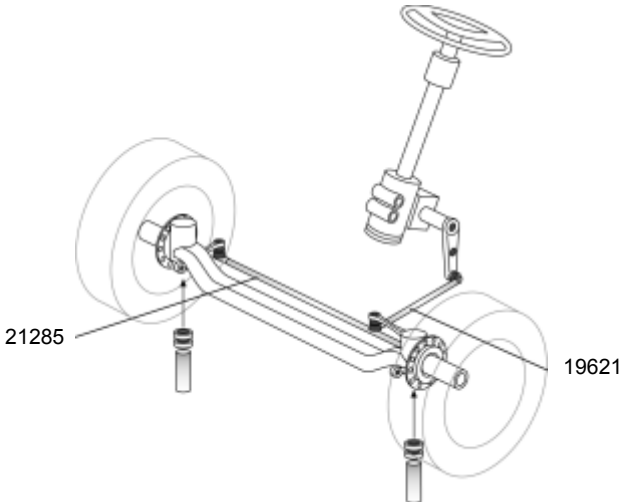
Lenkung Lenkstange	LENGTH [mm]: 953	<b>19621</b> (Ref. 4100 5463)	 Ball Joint RHT 19620
steering steering drag link			
direction barre de direction			
dirección biela de la dirección			
Lenkung Spurstange	LENGTH [mm]: 1641	<b>21285</b> (Ref. 4100 5451)	 Ball Joint RHT 19620 Ball Joint LHT 18481
steering tie rod			
direction barre d'accouplemen			
dirección barra de acoplamiento			
Lenkung Spurstange	LENGTH [mm]: 1631	<b>27891</b> (Ref. 4103 6943)	
steering tie rod			
direction barre d'accouplemen			
dirección barra de acoplamiento			


			LMI	Remarks
EUROSTAR	1993	-	LD 440 E 42 TZ	
				








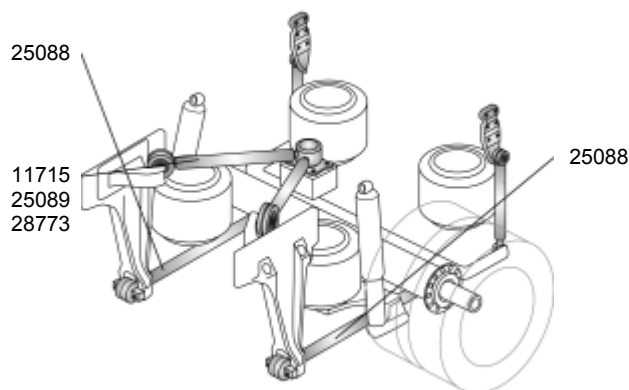
Fahrwerk Achsstrebe	REAR AXLE	LENGTH [mm]: 594	<b>11732</b>		rep. kit ball socket 11731
Chassis torque rod			(Ref. 9847 2466)		
Châssis bielle de retenue					
Chasis tirante longitudinal					
Fahrwerk Achsstrebe	REAR AXLE; BENT	LENGTH [mm]: 594	<b>25088</b>		rep. kit ball socket 23211
Chassis torque rod			(Ref. 500 340 452)		
Châssis bielle de retenue					
Chasis tirante longitudinal					
Fahrwerk Dreiecklenker	REAR AXLE	LENGTH [mm]: 665	<b>11715</b>		rep. kit ball socket 18472
Chassis triangular torque rod			(Ref. 4104 2050)		rep. kit joint 21700
Châssis bras triangulaire					
Chasis tirante en V					






EUROSTAR	1995	-	LD 440 E 47 T	
				





Lenkung Lenkstange	LENGTH [mm]: 953	<b>19621</b>		Ball Joint RHT	19620
steering steering drag link		(Ref. 4100 5463)			
direction barre de direction					
dirección biela de la dirección					

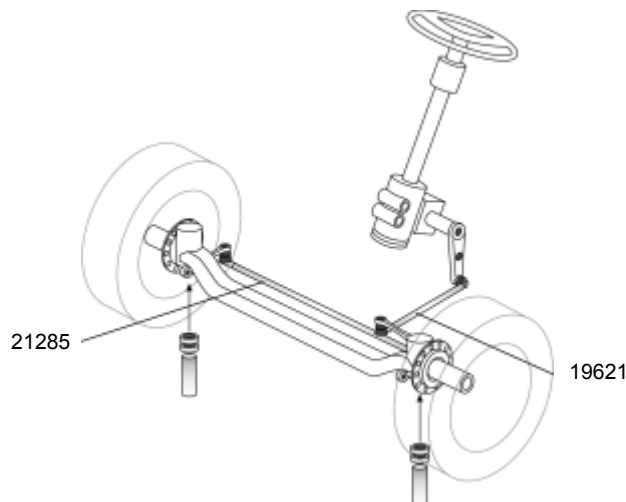
			LMI	Remarks
				
<b>EUROSTAR</b>	<b>1995 -</b>	<b>LD 440 E 47 T</b>		
Lenkung Spurstange steering tie rod direction barre d'accouplement dirección barra de acoplamiento		LENGTH [mm]: 1641	<b>21285</b> (Ref. 4100 5451)	 Ball Joint RHT 19620  Ball Joint LHT 18481
				





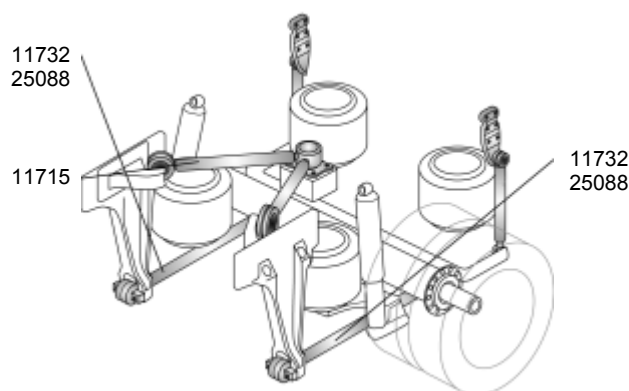
Fahrwerk Achsstrebe Chassis torque rod Châssis bielle de retenue Chasis tirante longitudinal	REAR AXLE; BENT	LENGTH [mm]: 594	<b>25088</b> (Ref. 500 340 452)	 rep. kit ball socket 23211
Fahrwerk Achsstrebe Chassis torque rod Châssis bielle de retenue Chasis tirante longitudinal	REAR AXLE; UPPER RIGHT	LENGTH [mm]: 455	<b>25089</b> (Ref. 4103 3731)	 rep. kit ball socket 11731
Fahrwerk Achsstrebe Chassis torque rod Châssis bielle de retenue Chasis tirante longitudinal	REAR AXLE; UPPER LEFT	LENGTH [mm]: 455	<b>28773</b> (Ref. 4100 9961)	 rep. kit ball socket 11731
Fahrwerk Dreiecklenker Chassis triangular torque rod Châssis bras triangulaire Chasis tirante en V	REAR AXLE	LENGTH [mm]: 665	<b>11715</b> (Ref. 4104 2050)	 rep. kit ball socket 18472  rep. kit joint 21700
<b>EUROSTAR</b>	<b>1996 -</b>	<b>LD 440 E 47 TZ</b>		






		LMI	Remarks
EUROSTAR	1996 -	LD 440 E 47 TZ	
			

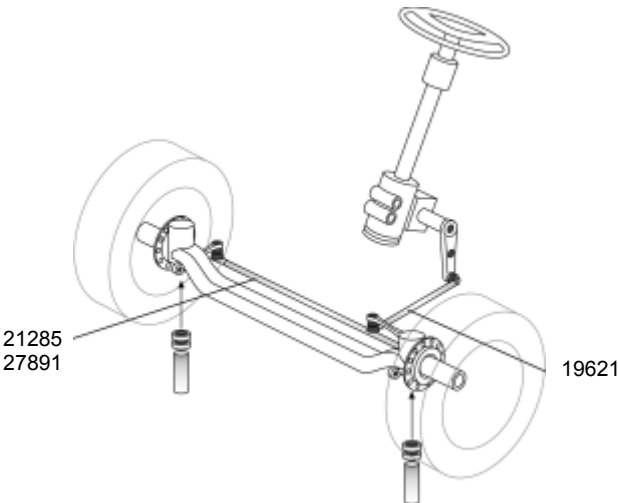






Lenkung Lenkstange	LENGTH [mm]: 953	<b>19621</b> (Ref. 4100 5463)	 Ball Joint RHT	19620
steering steering drag link				
direction barre de direction				
dirección biela de la dirección				
Lenkung Spurstange	LENGTH [mm]: 1641	<b>21285</b> (Ref. 4100 5451)	 Ball Joint RHT	19620
steering tie rod				
direction barre d'accouplemen			Ball Joint LHT	18481
dirección barra de acoplamiento				

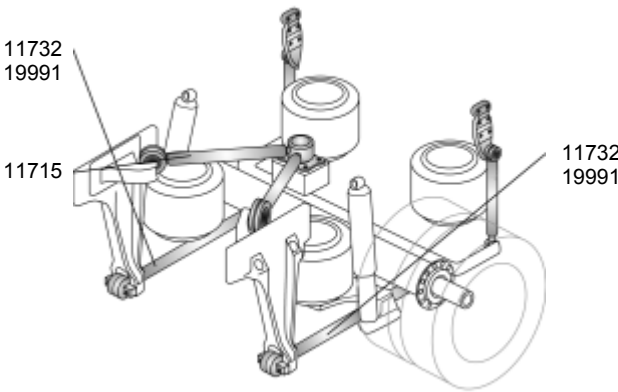




Fahrwerk Achsstrebe	REAR AXLE	LENGTH [mm]: 594	<b>11732</b> (Ref. 9847 2466)	 rep. kit ball socket 11731
Chassis torque rod				
Châssis bielle de retenue				
Chasis tirante longitudinal				
Fahrwerk Achsstrebe	REAR AXLE; BENT	LENGTH [mm]: 594	<b>25088</b> (Ref. 500 340 452)	 rep. kit ball socket 23211
Chassis torque rod				
Châssis bielle de retenue				
Chasis tirante longitudinal				
Fahrwerk Dreiecklenker	REAR AXLE	LENGTH [mm]: 665	<b>11715</b> (Ref. 4104 2050)	 rep. kit ball socket 18472
Chassis triangular torque rod				rep. kit joint 21700
Châssis bras triangulaire				
Chasis tirante en V				





			LMI	Remarks
EUROSTAR	1993	-	LD 440 E 52	
				

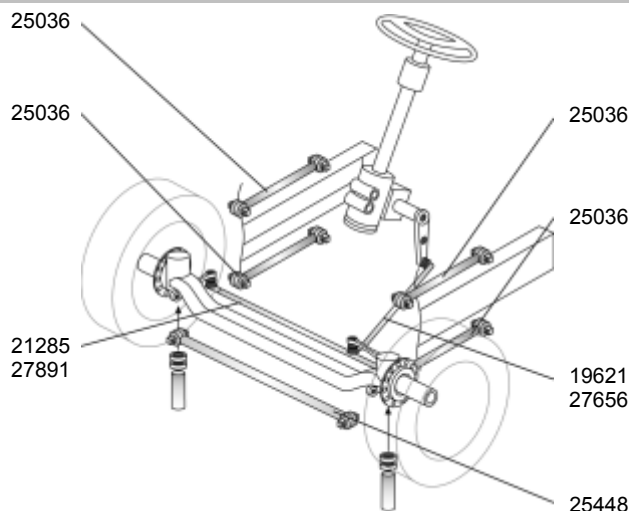








Lenkung Lenkstange steering steering drag link direction barre de direction dirección biela de la dirección	LENGTH [mm]: 953	<b>19621</b> (Ref. 4100 5463)	 Ball Joint RHT	19620
Lenkung Spurstange steering tie rod direction barre d'accouplemen dirección barra de acoplamiento	LENGTH [mm]: 1641	<b>21285</b> (Ref. 4100 5451)	 Ball Joint RHT  Ball Joint LHT	19620 18481
Lenkung Spurstange steering tie rod direction barre d'accouplemen dirección barra de acoplamiento	LENGTH [mm]: 1631	<b>27891</b> (Ref. 4103 6943)		



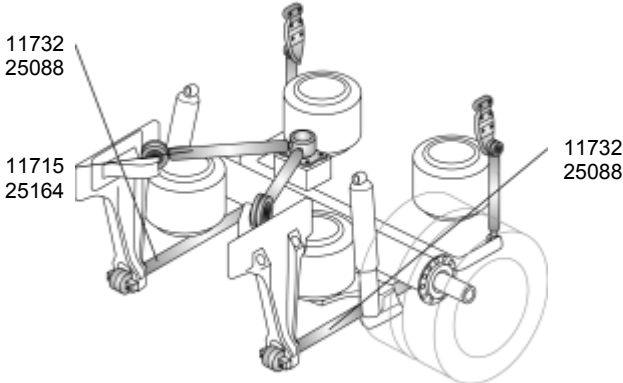
Fahrwerk Achsstrebe Chassis torque rod Châssis bielle de retenue Chasis tirante longitudinal	REAR AXLE	LENGTH [mm]: 594	<b>11732</b> (Ref. 9847 2466)	 rep. kit ball socket 11731
Fahrwerk Achsstrebe Chassis torque rod Châssis bielle de retenue Chasis tirante longitudinal	REAR AXLE	LENGTH [mm]: 610	<b>19991</b> (Ref. 4204 1107)	 rep. kit ball socket 11384

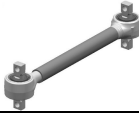



			LMI	Remarks
				
<b>EUROSTAR</b>	<b>1993 -</b>	<b>LD 440 E 52</b>		
Fahrwerk Dreiecklenker	REAR AXLE	LENGTH [mm]: 665	<b>11715</b> (Ref. 4104 2050)	 rep. kit ball socket 18472 rep. kit joint 21700
Chassis triangular torque rod				
Châssis bras triangulaire				
Chasis tirante en V				
<b>EUROSTAR CURSOR</b>	<b>2001 -</b>	<b>190 E 39; 190 E 43</b>		
				



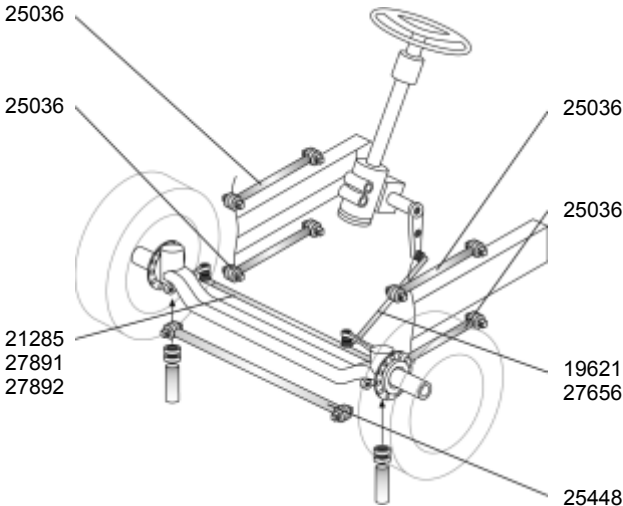
Lenkung Lenkstange		LENGTH [mm]: 953	<b>19621</b> (Ref. 4100 5463)	 Ball Joint RHT 19620
steering steering drag link				
direction barre de direction				
dirección biela de la dirección				
Lenkung Lenkstange	ONLY PIC. NO.: L1JC18E2 / L1JC18F2 / L1JC18H2 / L1JC18N2 / L1KC18A2 / L1KC18D2	LENGTH [mm]: 959	<b>27656</b> (Ref. 500 397 738)	
steering steering drag link				
direction barre de direction				
dirección biela de la dirección				
Lenkung Spurstange		LENGTH [mm]: 1641	<b>21285</b> (Ref. 4100 5451)	 Ball Joint RHT 19620 Ball Joint LHT 18481
steering tie rod				
direction barre d'accouplemen				
dirección barra de acoplamiento				
Lenkung Spurstange		LENGTH [mm]: 1631	<b>27891</b> (Ref. 4103 6943)	
steering tie rod				
direction barre d'accouplemen				
dirección barra de acoplamiento				
Fahrwerk Achsstrebe	FRONT AXLE	LENGTH [mm]: 695	<b>25036</b> (Ref. 500 338 783)	
Chassis torque rod				
Châssis bielle de retenue				
Chasis tirante longitudinal				
Fahrwerk Achsstrebe	FRONT AXLE; CROSS	LENGTH [mm]: 845	<b>25448</b> (Ref. 500 338 784)	
Chassis torque rod				
Châssis bielle de retenue				
Chasis tirante longitudinal				










			LMI	Remarks
EUROSTAR CURSOR	2001	-	190 E 39; 190 E 43	
				

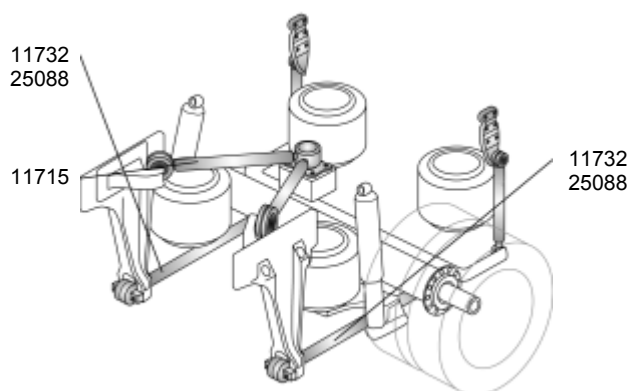





Fahrwerk Achsstrebe	REAR AXLE	LENGTH [mm]: 594	<b>11732</b> (Ref. 9847 2466)	 rep. kit ball socket 11731
Chassis torque rod				
Châssis bielle de retenue				
Chasis tirante longitudinal				
Fahrwerk Achsstrebe	REAR AXLE; BENT	LENGTH [mm]: 594	<b>25088</b> (Ref. 500 340 452)	 rep. kit ball socket 23211
Chassis torque rod				
Châssis bielle de retenue				
Chasis tirante longitudinal				
Fahrwerk Dreiecklenker	REAR AXLE	LENGTH [mm]: 665	<b>11715</b> (Ref. 4104 2050)	 rep. kit ball socket 18472 rep. kit joint 21700
Chassis triangular torque rod				
Châssis bras triangulaire				
Chasis tirante en V				
Fahrwerk Dreiecklenker	REAR AXLE; ONLY PIC NO.: M1PC17H1 /	LENGTH [mm]: 665	<b>25164</b> (Ref. 4104 2093)	 rep. kit ball socket 18472
Chassis triangular torque rod	M1PC17K1 / M1PC18H1 / M1PC18H2 / M1PC18K1 /			
Châssis bras triangulaire	M1PC18K2			
Chasis tirante en V				

EUROSTAR CURSOR	2001	-	260 E 39; 260 E 43	
				

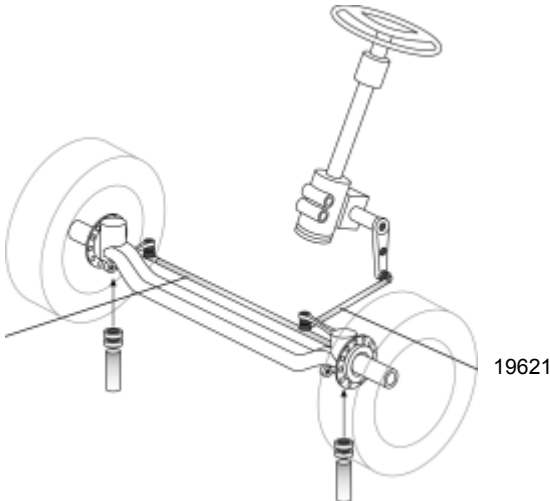






			LMI	Remarks
				
<b>EUROSTAR CURSOR</b>	<b>2001 -</b>	<b>260 E 39; 260 E 43</b>		
Lenkung Lenkstange		LENGTH [mm]: 953	<b>19621</b> (Ref. 4100 5463)	 Ball Joint RHT 19620
steering steering drag link				
direction barre de direction				
dirección biela de la dirección				
Lenkung Lenkstange		LENGTH [mm]: 959	<b>27656</b> (Ref. 500 397 738)	
steering steering drag link				
direction barre de direction				
dirección biela de la dirección				
Lenkung Spurstange		LENGTH [mm]: 1641	<b>21285</b> (Ref. 4100 5451)	 Ball Joint RHT 19620 Ball Joint LHT 18481
steering tie rod				
direction barre d'accouplemen				
dirección barra de acoplamiento				
Lenkung Spurstange		LENGTH [mm]: 1631	<b>27891</b> (Ref. 4103 6943)	
steering tie rod				
direction barre d'accouplemen				
dirección barra de acoplamiento				
Lenkung Spurstange	TRAILING AXLE	LENGTH [mm]: 1477	<b>27892</b> (Ref. 4103 2608)	 Ball Joint RHT 11505
steering tie rod				
direction barre d'accouplemen				
dirección barra de acoplamiento				
Fahrwerk Achsstrebe	FRONT AXLE	LENGTH [mm]: 695	<b>25036</b> (Ref. 500 338 783)	
Chassis torque rod				
Châssis bielle de retenue				
Chasis tirante longitudinal				
Fahrwerk Achsstrebe	FRONT AXLE; CROSS	LENGTH [mm]: 845	<b>25448</b> (Ref. 500 338 784)	
Chassis torque rod				
Châssis bielle de retenue				
Chasis tirante longitudinal				

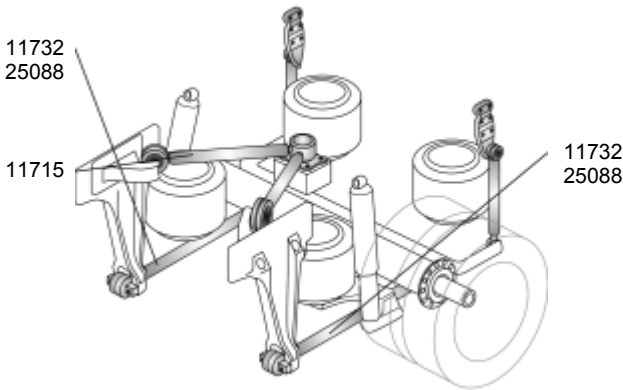



Fahrwerk Achsstrebe	REAR AXLE	LENGTH [mm]: 594	<b>11732</b> (Ref. 9847 2466)	 rep. kit ball socket 11731
Chassis torque rod				
Châssis bielle de retenue				
Chasis tirante longitudinal				
Fahrwerk Achsstrebe	REAR AXLE; BENT	LENGTH [mm]: 594	<b>25088</b> (Ref. 500 340 452)	 rep. kit ball socket 23211
Chassis torque rod				
Châssis bielle de retenue				
Chasis tirante longitudinal				
Fahrwerk Dreiecklenker	REAR AXLE	LENGTH [mm]: 665	<b>11715</b> (Ref. 4104 2050)	 rep. kit ball socket 18472 rep. kit joint 21700
Chassis triangular torque rod				
Châssis bras triangulaire				
Chasis tirante en V				






			LMI	Remarks
EUROSTAR CURSOR	2001 -	260 E 48		

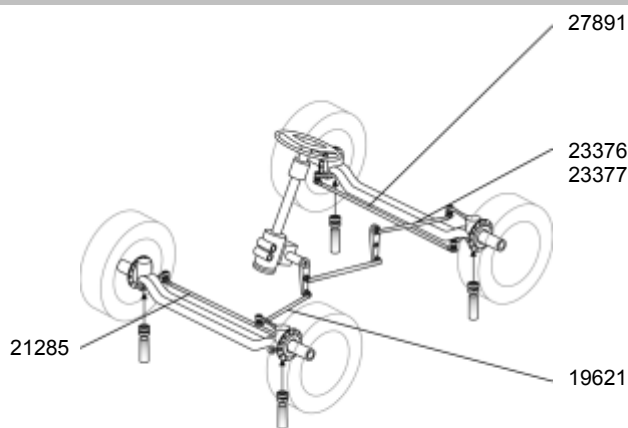







Lenkung Lenkstange steering steering drag link direction barre de direction dirección biela de la dirección		LENGTH [mm]: 953	<b>19621</b> (Ref. 4100 5463)	 Ball Joint RHT	19620
Lenkung Spurstange steering tie rod direction barre d'accouplemen dirección barra de acoplamiento		LENGTH [mm]: 1641	<b>21285</b> (Ref. 4100 5451)	 Ball Joint RHT Ball Joint LHT	19620 18481
Lenkung Spurstange steering tie rod direction barre d'accouplemen dirección barra de acoplamiento		LENGTH [mm]: 1631	<b>27891</b> (Ref. 4103 6943)		
Lenkung Spurstange steering tie rod direction barre d'accouplemen dirección barra de acoplamiento	TRAILING AXLE	LENGTH [mm]: 1477	<b>27892</b> (Ref. 4103 2608)	 Ball Joint RHT	11505



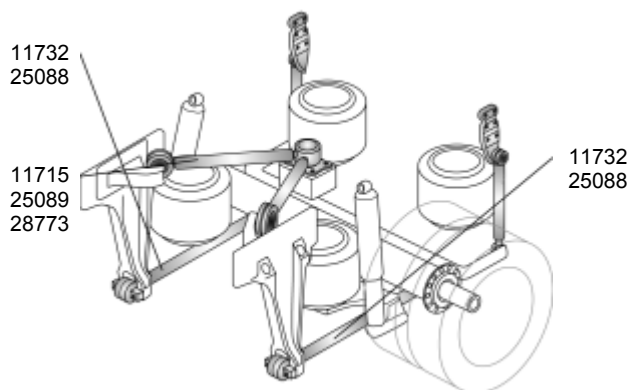
Fahrwerk Achsstrebe Chassis torque rod Châssis bielle de retenue Chasis tirante longitudinal	REAR AXLE	LENGTH [mm]: 594	<b>11732</b> (Ref. 9847 2466)	 rep. kit ball socket 11731	
---	-----------	------------------	----------------------------------	--	--






			LMI	Remarks
				
<b>EUROSTAR CURSOR</b>	<b>2001 -</b>	<b>260 E 48</b>		
Fahrwerk Achsstrebe	REAR AXLE; BENT	LENGTH [mm]: 594	<b>25088</b>	
Chassis torque rod			(Ref. 500 340 452)	 rep. kit ball socket 23211
Châssis bielle de retenue				
Chassis tirante longitudinal				
Fahrwerk Dreiecklenker	REAR AXLE	LENGTH [mm]: 665	<b>11715</b>	
Chassis triangular torque rod			(Ref. 4104 2050)	 rep. kit ball socket 18472
Châssis bras triangulaire				rep. kit joint 21700
Chassis tirante en V				
<b>EUROSTAR CURSOR</b>	<b>2001 -</b>	<b>440 E 39; 440 E 43</b>		
				



Lenkung Lenkstange	FROM PITMAN ARM TO 1ST FRONT AXLE	LENGTH [mm]: 953	<b>19621</b>	 Ball Joint RHT 19620
steering steering drag link			(Ref. 4100 5463)	
direction barre de direction				
dirección biela de la dirección				
Lenkung Lenkstange	FROM SHIFT LEVER TO 2ND FRONT AXLE	LENGTH [mm]: 832	<b>23376</b>	 Ball Joint RHT 19620
steering steering drag link			(Ref. 4101 6958)	
direction barre de direction				
dirección biela de la dirección				
Lenkung Lenkstange	RHD; FROM SHIFT LEVER TO 2ND FRONT AXLE	LENGTH [mm]: 824	<b>23377</b>	 Ball Joint RHT 19620
steering steering drag link			(Ref. 4101 6961)	
direction barre de direction				
dirección biela de la dirección				
Lenkung Spurstange		LENGTH [mm]: 1641	<b>21285</b>	 Ball Joint RHT 19620
steering tie rod			(Ref. 4100 5451)	Ball Joint LHT 18481
direction barre d'accouplemen				
dirección barra de acoplamiento				
Lenkung Spurstange		LENGTH [mm]: 1631	<b>27891</b>	
steering tie rod			(Ref. 4103 6943)	
direction barre d'accouplemen				
dirección barra de acoplamiento				


			LMI	Remarks
EUROSTAR CURSOR	2001 -	440 E 39; 440 E 43		

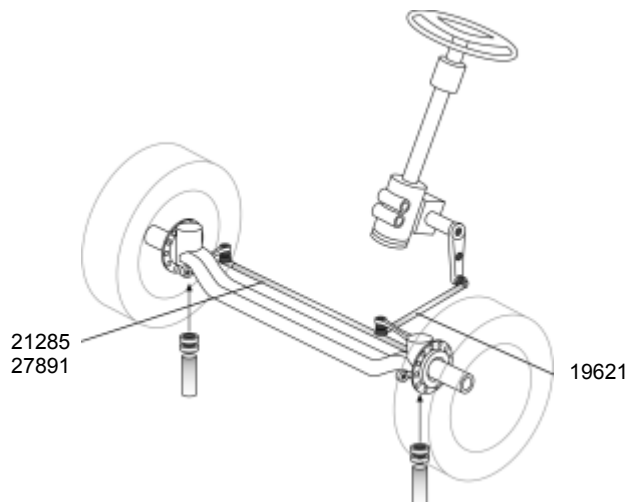






Fahrwerk Achsstrebe	REAR AXLE	LENGTH [mm]: 594	<b>11732</b> (Ref. 9847 2466)		rep. kit ball socket 11731
Chassis torque rod					
Châssis bielle de retenue					
Chasis tirante longitudinal					
Fahrwerk Achsstrebe	REAR AXLE; BENT	LENGTH [mm]: 594	<b>25088</b> (Ref. 500 340 452)		rep. kit ball socket 23211
Chassis torque rod					
Châssis bielle de retenue					
Chasis tirante longitudinal					
Fahrwerk Achsstrebe	REAR AXLE; UPPER RIGHT	LENGTH [mm]: 455	<b>25089</b> (Ref. 4103 3731)		rep. kit ball socket 11731
Chassis torque rod					
Châssis bielle de retenue					
Chasis tirante longitudinal					
Fahrwerk Achsstrebe	REAR AXLE; UPPER LEFT	LENGTH [mm]: 455	<b>28773</b> (Ref. 4100 9961)		rep. kit ball socket 11731
Chassis torque rod					
Châssis bielle de retenue					
Chasis tirante longitudinal					
Fahrwerk Dreiecklenker	REAR AXLE	LENGTH [mm]: 665	<b>11715</b> (Ref. 4104 2050)		rep. kit ball socket 18472 rep. kit joint 21700
Chassis triangular torque rod					
Châssis bras triangulaire					
Chasis tirante en V					

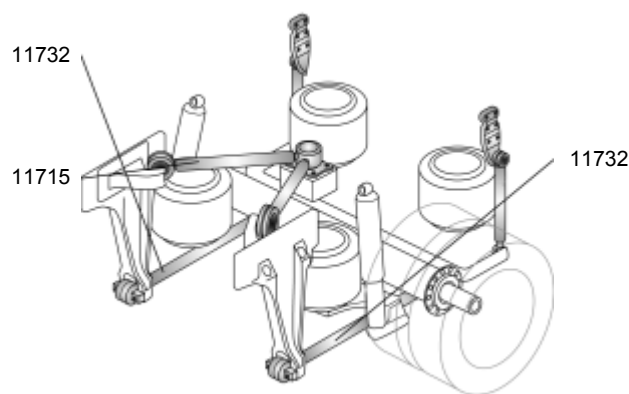
EUROSTAR CURSOR	2001 -	440 E 46; 440 E 48		
-----------------	--------	--------------------	--	--





		LMI	Remarks
EUROSTAR CURSOR 2001 - 440 E 46; 440 E 48			
			

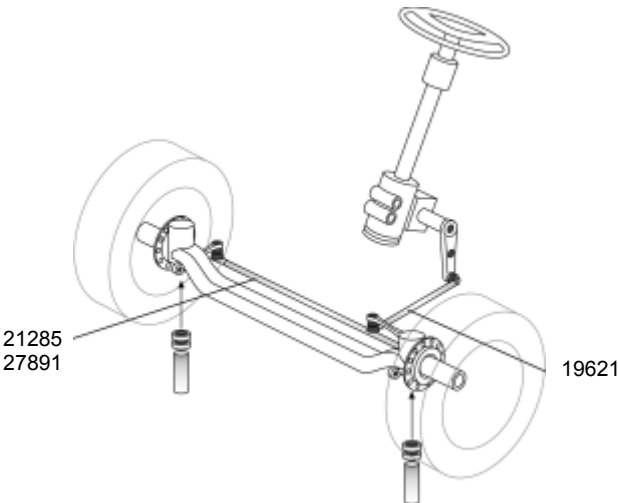





Lenkung Lenkstange steering steering drag link direction barre de direction dirección biela de la dirección	LENGTH [mm]: 953	<b>19621</b> (Ref. 4100 5463)	 Ball Joint RHT	19620
Lenkung Spurstange steering tie rod direction barre d'accouplemen dirección barra de acoplamiento	LENGTH [mm]: 1641	<b>21285</b> (Ref. 4100 5451)	 Ball Joint RHT  Ball Joint LHT	19620 18481
Lenkung Spurstange steering tie rod direction barre d'accouplemen dirección barra de acoplamiento	LENGTH [mm]: 1631	<b>27891</b> (Ref. 4103 6943)		

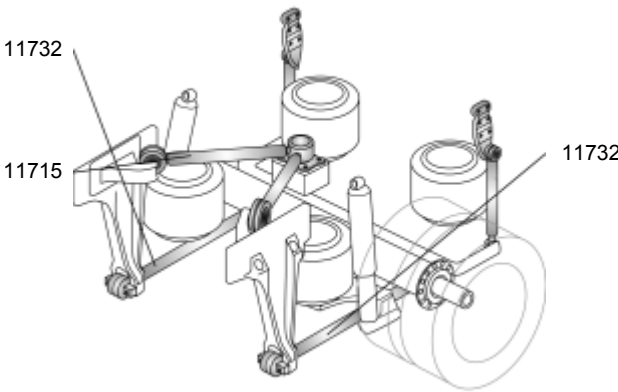




Fahrwerk Achsstrebe Chassis torque rod Châssis bielle de retenue Chasis tirante longitudinal	REAR AXLE	LENGTH [mm]: 594	<b>11732</b> (Ref. 9847 2466)	 rep. kit ball socket 11731
Fahrwerk Dreiecklenker Chassis triangular torque rod Châssis bras triangulaire Chasis tirante en V	REAR AXLE	LENGTH [mm]: 665	<b>11715</b> (Ref. 4104 2050)	 rep. kit ball socket 18472 rep. kit joint 21700

			LMI	Remarks
EUROTECH CURSOR	2001	-	190 E 24	
				



Lenkung Lenkstange	LENGTH [mm]: 953	<b>19621</b> (Ref. 4100 5463)		Ball Joint RHT	19620
steering steering drag link					
direction barre de direction					
dirección biela de la dirección					
Lenkung Spurstange	LENGTH [mm]: 1641	<b>21285</b> (Ref. 4100 5451)		Ball Joint RHT	19620
steering tie rod				Ball Joint LHT	18481
direction barre d'accouplemen					
dirección barra de acoplamiento					
Lenkung Spurstange	LENGTH [mm]: 1631	<b>27891</b> (Ref. 4103 6943)			
steering tie rod					
direction barre d'accouplemen					
dirección barra de acoplamiento					



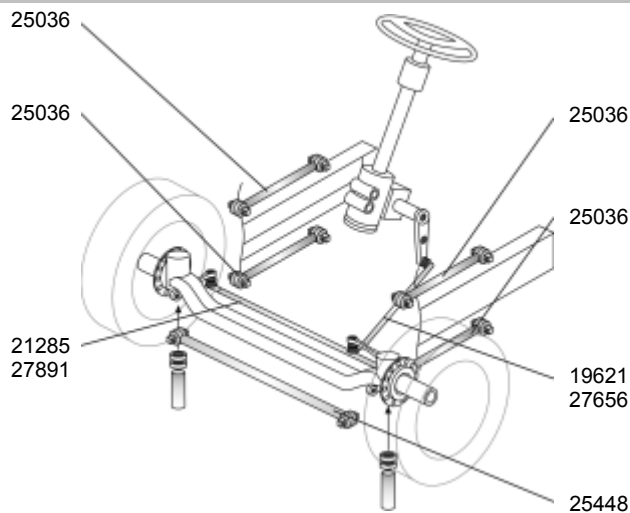
Fahrwerk Achsstrebe	REAR AXLE	LENGTH [mm]: 594	<b>11732</b> (Ref. 9847 2466)		rep. kit ball socket 11731
Chassis torque rod					
Châssis bielle de retenue					
Chasis tirante longitudinal					
Fahrwerk Dreiecklenker	REAR AXLE	LENGTH [mm]: 665	<b>11715</b> (Ref. 4104 2050)		rep. kit ball socket 18472
Chassis triangular torque rod					rep. kit joint 21700
Châssis bras triangulaire					
Chasis tirante en V					






LMI

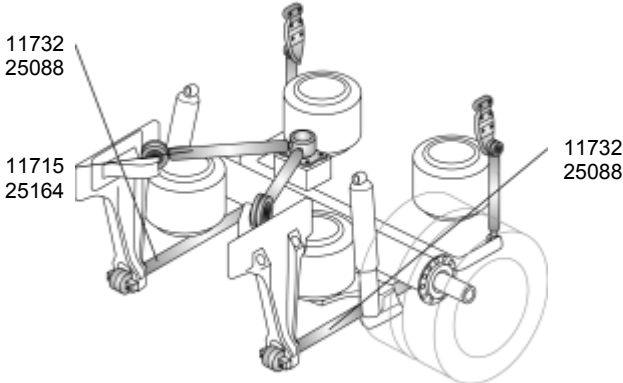
Remarks





EUROTECH CURSOR 2001 - 190 E 31



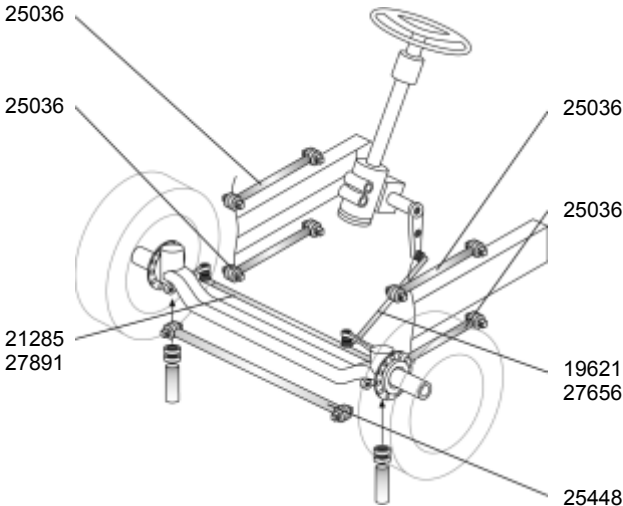
Lenkung	Lenkstange		LENGTH [mm]: 953	<b>19621</b> (Ref. 4100 5463)		Ball Joint RHT	19620
steering	steering drag link						
direction	barre de direction						
dirección	biela de la dirección						
Lenkung	Lenkstange	ONLY PIC. NO.: M1PC17H1 / M1PC17K1 / M1PC18H1 / M1PC18H2 / M1PC18K1 / M1PC18K2	LENGTH [mm]: 959	<b>27656</b> (Ref. 500 397 738)			
steering	steering drag link						
direction	barre de direction						
dirección	biela de la dirección						
Lenkung	Spurstange		LENGTH [mm]: 1641	<b>21285</b> (Ref. 4100 5451)		Ball Joint RHT Ball Joint LHT	19620 18481
steering	tie rod						
direction	barre d'accouplemen						
dirección	barra de acoplamiento						
Lenkung	Spurstange		LENGTH [mm]: 1631	<b>27891</b> (Ref. 4103 6943)			
steering	tie rod						
direction	barre d'accouplemen						
dirección	barra de acoplamiento						
Fahrwerk	Achsstrebe	FRONT AXLE	LENGTH [mm]: 695	<b>25036</b> (Ref. 500 338 783)			
Chassis	torque rod						
Châssis	bielle de retenue						
Chasis	tirante longitudinal						
Fahrwerk	Achsstrebe	FRONT AXLE; CROSS	LENGTH [mm]: 845	<b>25448</b> (Ref. 500 338 784)			
Chassis	torque rod						
Châssis	bielle de retenue						
Chasis	tirante longitudinal						







			LMI	Remarks
EUROTECH CURSOR	2001	-	190 E 31	
				

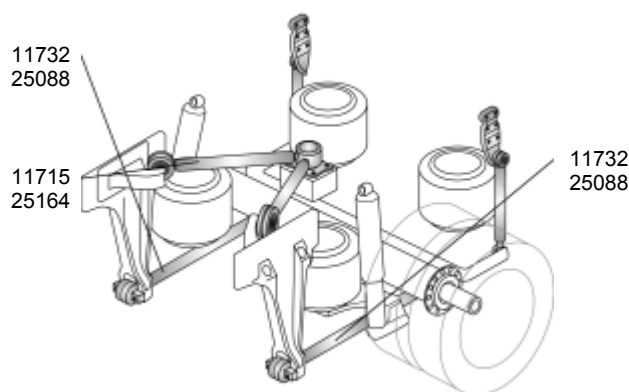






Fahrwerk Achsstrebe	REAR AXLE	LENGTH [mm]: 594	<b>11732</b> (Ref. 9847 2466)		rep. kit ball socket 11731
Chassis torque rod					
Châssis bielle de retenue					
Chasis tirante longitudinal					
Fahrwerk Achsstrebe	REAR AXLE; BENT	LENGTH [mm]: 594	<b>25088</b> (Ref. 500 340 452)		rep. kit ball socket 23211
Chassis torque rod					
Châssis bielle de retenue					
Chasis tirante longitudinal					
Fahrwerk Dreiecklenker	REAR AXLE	LENGTH [mm]: 665	<b>11715</b> (Ref. 4104 2050)		rep. kit ball socket 18472 rep. kit joint 21700
Chassis triangular torque rod					
Châssis bras triangulaire					
Chasis tirante en V					
Fahrwerk Dreiecklenker	REAR AXLE; ONLY PIC NO.: M1PC17H1 /	LENGTH [mm]: 665	<b>25164</b> (Ref. 4104 2093)		rep. kit ball socket 18472
Chassis triangular torque rod	M1PC17K1 / M1PC18H1 / M1PC18H2 / M1PC18K1 /				
Châssis bras triangulaire	M1PC18K2				
Chasis tirante en V					

EUROTECH CURSOR	2001	-	190 E 35	
				



			LMI	Remarks
<b>EUROTECH CURSOR 2001 - 190 E 35</b>				
Lenkung Lenkstange steering steering drag link direction barre de direction dirección biela de la dirección		LENGTH [mm]: 953	<b>19621</b> (Ref. 4100 5463)	 Ball Joint RHT 19620
Lenkung Lenkstange steering steering drag link direction barre de direction dirección biela de la dirección	ONLY PIC. NO.: M1RC17F1 / M1RC17H1 / M1RC17HC / M1RC17J1 / M1RC17K1 / M1RC18F2 / M1RC18H1 / M1RC18H2 / M1RC18J2 / M1RC18K1 / M1RC18K2	LENGTH [mm]: 959	<b>27656</b> (Ref. 500 397 738)	
Lenkung Spurstange steering tie rod direction barre d'accouplemen dirección barra de acoplamiento		LENGTH [mm]: 1641	<b>21285</b> (Ref. 4100 5451)	 Ball Joint RHT 19620 Ball Joint LHT 18481
Lenkung Spurstange steering tie rod direction barre d'accouplemen dirección barra de acoplamiento		LENGTH [mm]: 1631	<b>27891</b> (Ref. 4103 6943)	
Fahrwerk Achsstrebe Chassis torque rod Châssis bielle de retenue Chasis tirante longitudinal	FRONT AXLE	LENGTH [mm]: 695	<b>25036</b> (Ref. 500 338 783)	
Fahrwerk Achsstrebe Chassis torque rod Châssis bielle de retenue Chasis tirante longitudinal	FRONT AXLE; CROSS	LENGTH [mm]: 845	<b>25448</b> (Ref. 500 338 784)	



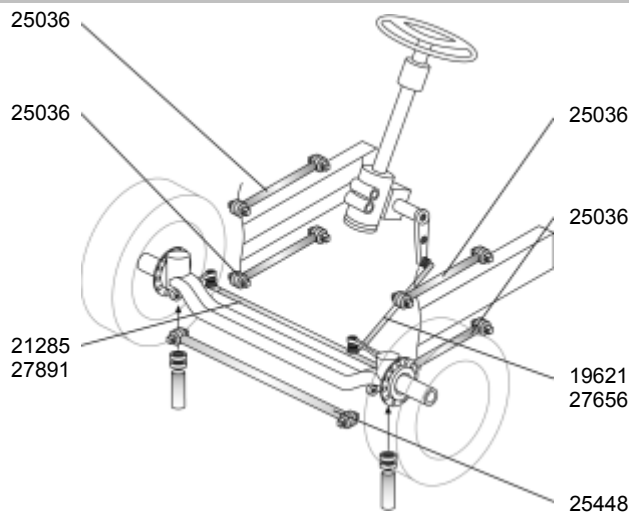
Fahrwerk Achsstrebe Chassis torque rod Châssis bielle de retenue Chasis tirante longitudinal	REAR AXLE	LENGTH [mm]: 594	<b>11732</b> (Ref. 9847 2466)	 rep. kit ball socket 11731
Fahrwerk Achsstrebe Chassis torque rod Châssis bielle de retenue Chasis tirante longitudinal	REAR AXLE; BENT	LENGTH [mm]: 594	<b>25088</b> (Ref. 500 340 452)	 rep. kit ball socket 23211
Fahrwerk Dreiecklenker Chassis triangular torque rod Châssis bras triangulaire Chasis tirante en V	REAR AXLE	LENGTH [mm]: 665	<b>11715</b> (Ref. 4104 2050)	 rep. kit ball socket 18472 rep. kit joint 21700
Fahrwerk Dreiecklenker Chassis triangular torque rod Châssis bras triangulaire Chasis tirante en V	REAR AXLE; ONLY PIC NO.: M1RC17F1 / M1RV17H1 / M1RC17HC / M1RC17J1 / M1RC17K1 / M1RC18F2 / M1RC18H1 / M1RC18H2 / M1RC18J2 / M1RC18K1 / M1RC18K2	LENGTH [mm]: 665	<b>25164</b> (Ref. 4104 2093)	 rep. kit ball socket 18472









LMI

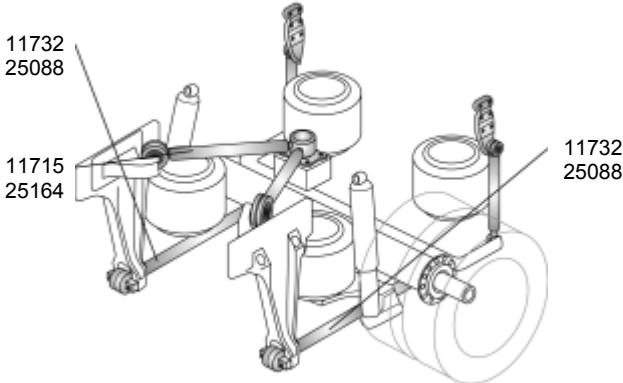
Remarks

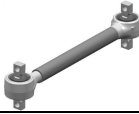



EUROTECH CURSOR 2001 - 190 E 39



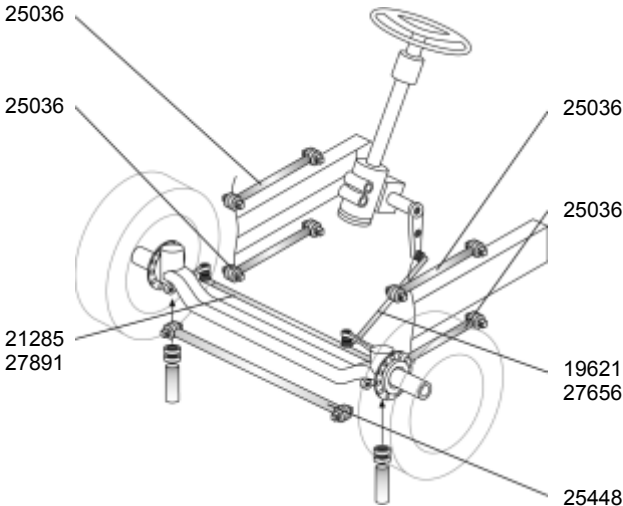
Lenkung	Lenkstange		LENGTH [mm]: 953	<b>19621</b> (Ref. 4100 5463)		Ball Joint RHT	19620
steering	steering drag link						
direction	barre de direction						
dirección	biela de la dirección						
Lenkung	Lenkstange	ONLY PIC. NO.: M1JC18N2	LENGTH [mm]: 959	<b>27656</b> (Ref. 500 397 738)			
steering	steering drag link						
direction	barre de direction						
dirección	biela de la dirección						
Lenkung	Spurstange		LENGTH [mm]: 1641	<b>21285</b> (Ref. 4100 5451)		Ball Joint RHT Ball Joint LHT	19620 18481
steering	tie rod						
direction	barre d'accouplemen						
dirección	barra de acoplamiento						
Lenkung	Spurstange		LENGTH [mm]: 1631	<b>27891</b> (Ref. 4103 6943)			
steering	tie rod						
direction	barre d'accouplemen						
dirección	barra de acoplamiento						
Fahrwerk	Achsstrebe	FRONT AXLE	LENGTH [mm]: 695	<b>25036</b> (Ref. 500 338 783)			
Chassis	torque rod						
Châssis	bielle de retenue						
Chasis	tirante longitudinal						
Fahrwerk	Achsstrebe	FRONT AXLE; CROSS	LENGTH [mm]: 845	<b>25448</b> (Ref. 500 338 784)			
Chassis	torque rod						
Châssis	bielle de retenue						
Chasis	tirante longitudinal						







			LMI	Remarks
EUROTECH CURSOR	2001	-	190 E 39	
				

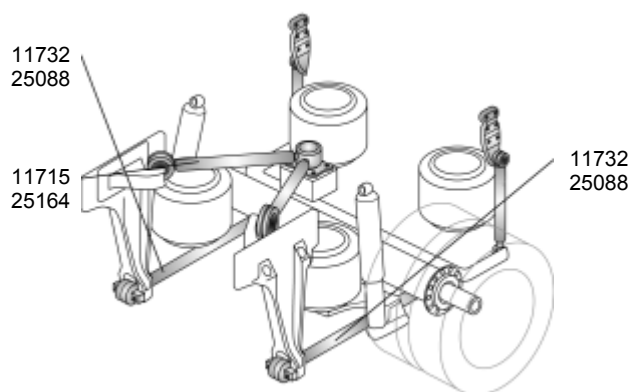






Fahrwerk Achsstrebe	REAR AXLE	LENGTH [mm]: 594	<b>11732</b> (Ref. 9847 2466)		rep. kit ball socket 11731
Chassis torque rod					
Châssis bielle de retenue					
Chasis tirante longitudinal					
Fahrwerk Achsstrebe	REAR AXLE; BENT	LENGTH [mm]: 594	<b>25088</b> (Ref. 500 340 452)		rep. kit ball socket 23211
Chassis torque rod					
Châssis bielle de retenue					
Chasis tirante longitudinal					
Fahrwerk Dreiecklenker	REAR AXLE	LENGTH [mm]: 665	<b>11715</b> (Ref. 4104 2050)		rep. kit ball socket 18472 rep. kit joint 21700
Chassis triangular torque rod					
Châssis bras triangulaire					
Chasis tirante en V					
Fahrwerk Dreiecklenker	REAR AXLE; ONLY PIC NO.: M1JC18N2	LENGTH [mm]: 665	<b>25164</b> (Ref. 4104 2093)		rep. kit ball socket 18472
Chassis triangular torque rod					
Châssis bras triangulaire					
Chasis tirante en V					

EUROTECH CURSOR	2001	-	190 E 43	
				



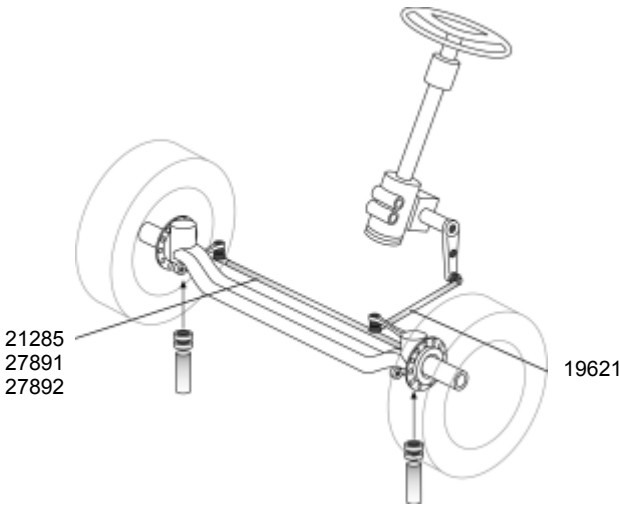
			LMI	Remarks
<b>EUROTECH CURSOR 2001 - 190 E 43</b>				
Lenkung Lenkstange steering steering drag link direction barre de direction dirección biela de la dirección		LENGTH [mm]: 953	<b>19621</b> (Ref. 4100 5463)	 Ball Joint RHT 19620
Lenkung Lenkstange steering steering drag link direction barre de direction dirección biela de la dirección	ONLY PIC. NO.: M1KC17D1 / M1KC18D1 / M1KC18D2	LENGTH [mm]: 959	<b>27656</b> (Ref. 500 397 738)	
Lenkung Spurstange steering tie rod direction barre d'accouplemen dirección barra de acoplamiento		LENGTH [mm]: 1641	<b>21285</b> (Ref. 4100 5451)	 Ball Joint RHT 19620 Ball Joint LHT 18481
Lenkung Spurstange steering tie rod direction barre d'accouplemen dirección barra de acoplamiento		LENGTH [mm]: 1631	<b>27891</b> (Ref. 4103 6943)	
Fahrwerk Achsstrebe Chassis torque rod Châssis bielle de retenue Chasis tirante longitudinal	FRONT AXLE	LENGTH [mm]: 695	<b>25036</b> (Ref. 500 338 783)	
Fahrwerk Achsstrebe Chassis torque rod Châssis bielle de retenue Chasis tirante longitudinal	FRONT AXLE; CROSS	LENGTH [mm]: 845	<b>25448</b> (Ref. 500 338 784)	







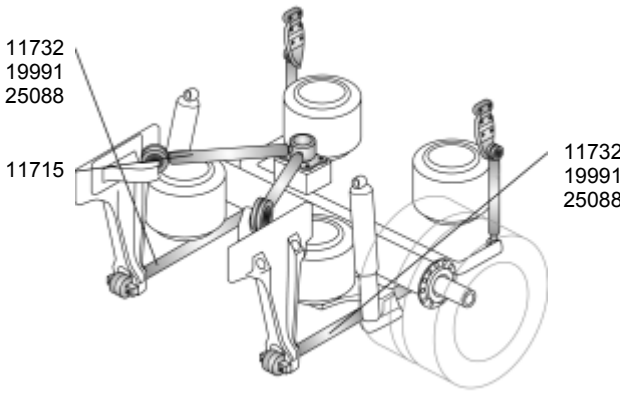
Fahrwerk Achsstrebe Chassis torque rod Châssis bielle de retenue Chasis tirante longitudinal	REAR AXLE	LENGTH [mm]: 594	<b>11732</b> (Ref. 9847 2466)	 rep. kit ball socket 11731
Fahrwerk Achsstrebe Chassis torque rod Châssis bielle de retenue Chasis tirante longitudinal	REAR AXLE; BENT	LENGTH [mm]: 594	<b>25088</b> (Ref. 500 340 452)	 rep. kit ball socket 23211
Fahrwerk Dreiecklenker Chassis triangular torque rod Châssis bras triangulaire Chasis tirante en V	REAR AXLE	LENGTH [mm]: 665	<b>11715</b> (Ref. 4104 2050)	 rep. kit ball socket 18472 rep. kit joint 21700
Fahrwerk Dreiecklenker Chassis triangular torque rod Châssis bras triangulaire Chasis tirante en V	REAR AXLE; ONLY PIC NO.: M1KC17D1 / M1KC18D1 / M1KC18D2	LENGTH [mm]: 665	<b>25164</b> (Ref. 4104 2093)	 rep. kit ball socket 18472










			LMI	Remarks
EUROTECH CURSOR	2001	-	260 E 24	
				

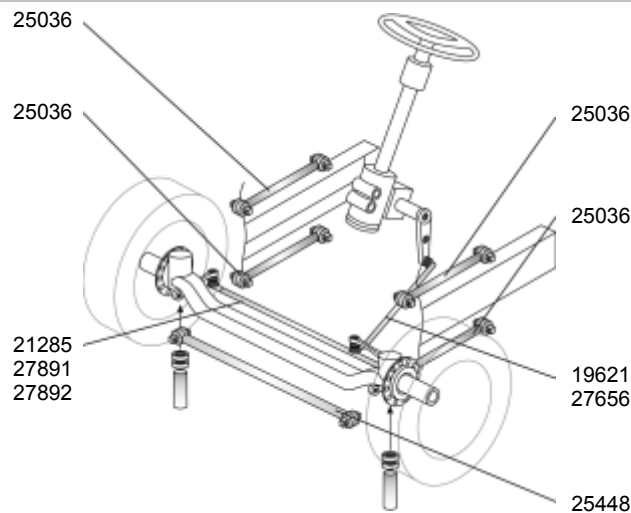








Lenkung Lenkstange		LENGTH [mm]: 953	<b>19621</b> (Ref. 4100 5463)		Ball Joint RHT	19620
steering steering drag link						
direction barre de direction						
dirección biela de la dirección						
Lenkung Spurstange		LENGTH [mm]: 1641	<b>21285</b> (Ref. 4100 5451)		Ball Joint RHT Ball Joint LHT	19620 18481
steering tie rod						
direction barre d'accouplemen						
dirección barra de acoplamiento						
Lenkung Spurstange		LENGTH [mm]: 1631	<b>27891</b> (Ref. 4103 6943)			
steering tie rod						
direction barre d'accouplemen						
dirección barra de acoplamiento						
Lenkung Spurstange	TRAILING AXLE	LENGTH [mm]: 1477	<b>27892</b> (Ref. 4103 2608)		Ball Joint RHT	11505
steering tie rod						
direction barre d'accouplemen						
dirección barra de acoplamiento						






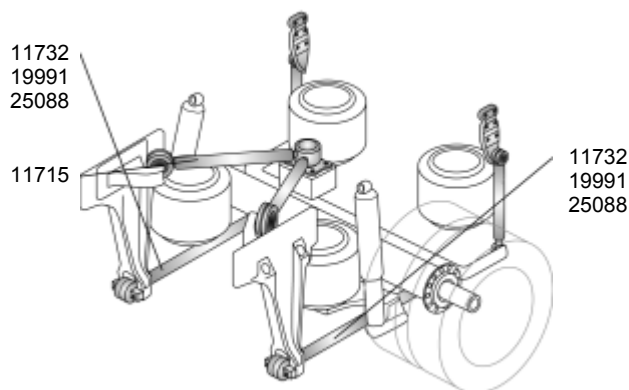
Fahrwerk Achsstrebe	REAR AXLE	LENGTH [mm]: 594	<b>11732</b> (Ref. 9847 2466)		rep. kit ball socket 11731
Chassis torque rod					
Châssis bielle de retenue					
Chasis tirante longitudinal					





			LMI	Remarks
				
<b>EUROTECH CURSOR</b>	<b>2001 -</b>	<b>260 E 24</b>		
Fahrwerk Achsstrebe	REAR AXLE; ONLY PIC NO.: M7NA14A1 /	LENGTH [mm]: 610	<b>19991</b>	 rep. kit ball socket 11384
Chassis torque rod	M7NA15A1 / M7NA18A1 / M7NA18A1		(Ref. 4204 1107)	
Châssis bielle de retenue				
Chassis tirante longitudinal				
Fahrwerk Achsstrebe	REAR AXLE; BENT	LENGTH [mm]: 594	<b>25088</b>	 rep. kit ball socket 23211
Chassis torque rod			(Ref. 500 340 452)	
Châssis bielle de retenue				
Chassis tirante longitudinal				
Fahrwerk Dreiecklenker	REAR AXLE	LENGTH [mm]: 665	<b>11715</b>	 rep. kit ball socket 18472 rep. kit joint 21700
Chassis triangular torque rod			(Ref. 4104 2050)	
Châssis bras triangulaire				
Chassis tirante en V				
<b>EUROTECH CURSOR</b>	<b>2001 -</b>	<b>260 E 31</b>		
				



Lenkung Lenkstange		LENGTH [mm]: 953	<b>19621</b>	 Ball Joint RHT 19620
steering steering drag link			(Ref. 4100 5463)	
direction barre de direction				
dirección biela de la dirección				
Lenkung Lenkstange	ONLY PIC. NO.: M3PC15H1 / M3PC17H2 /	LENGTH [mm]: 959	<b>27656</b>	
steering steering drag link	M3PF14H1 / M3PF15H1 / M3PF15K1 / M3PF16H2 /		(Ref. 500 397 738)	
direction barre de direction	M3PF16K2 / M3PF17K2			
dirección biela de la dirección				
Lenkung Spurstange		LENGTH [mm]: 1641	<b>21285</b>	 Ball Joint RHT 19620 Ball Joint LHT 18481
steering tie rod			(Ref. 4100 5451)	
direction barre d'accouplemen				
dirección barra de acoplamiento				
Lenkung Spurstange		LENGTH [mm]: 1631	<b>27891</b>	
steering tie rod			(Ref. 4103 6943)	
direction barre d'accouplemen				
dirección barra de acoplamiento				
Lenkung Spurstange	TRAILING AXLE	LENGTH [mm]: 1477	<b>27892</b>	 Ball Joint RHT 11505
steering tie rod			(Ref. 4103 2608)	
direction barre d'accouplemen				
dirección barra de acoplamiento				
Fahrwerk Achsstrebe	FRONT AXLE	LENGTH [mm]: 695	<b>25036</b>	
Chassis torque rod			(Ref. 500 338 783)	
Châssis bielle de retenue				
Chassis tirante longitudinal				

			LMI	Remarks
				
<b>EUROTECH CURSOR</b>	<b>2001 -</b>	<b>260 E 31</b>		
Fahrwerk Achsstrebe	FRONT AXLE; CROSS	LENGTH [mm]: 845	<b>25448</b>	
Chassis torque rod			(Ref. 500 338 784)	
Châssis bielle de retenue				
Chassis tirante longitudinal				



Fahrwerk Achsstrebe	REAR AXLE	LENGTH [mm]: 594	<b>11732</b>		
Chassis torque rod			(Ref. 9847 2466)		rep. kit ball socket 11731
Châssis bielle de retenue					
Chassis tirante longitudinal					
Fahrwerk Achsstrebe	REAR AXLE; ONLY PIC NO.: M7PA14B1 /	LENGTH [mm]: 610	<b>19991</b>		
Chassis torque rod	M7PA14H1 / M7PA14H2 / M7PA15B1 / M7PA15B2 /		(Ref. 4204 1107)		rep. kit ball socket 11384
Châssis bielle de retenue	M7PA15H1 / M7PA16B1 / M7PA16B2 / M7PA16H1 /				
Chassis tirante longitudinal	M7PA17H1 / M7PA18B1 / M7PA18B2 / M7PA18H1				
Fahrwerk Achsstrebe	REAR AXLE; BENT	LENGTH [mm]: 594	<b>25088</b>		
Chassis torque rod			(Ref. 500 340 452)		rep. kit ball socket 23211
Châssis bielle de retenue					
Chassis tirante longitudinal					
Fahrwerk Dreiecklenker	REAR AXLE	LENGTH [mm]: 665	<b>11715</b>		
Chassis triangular torque rod			(Ref. 4104 2050)		rep. kit ball socket 18472
Châssis bras triangulaire					rep. kit joint 21700
Chassis tirante en V					

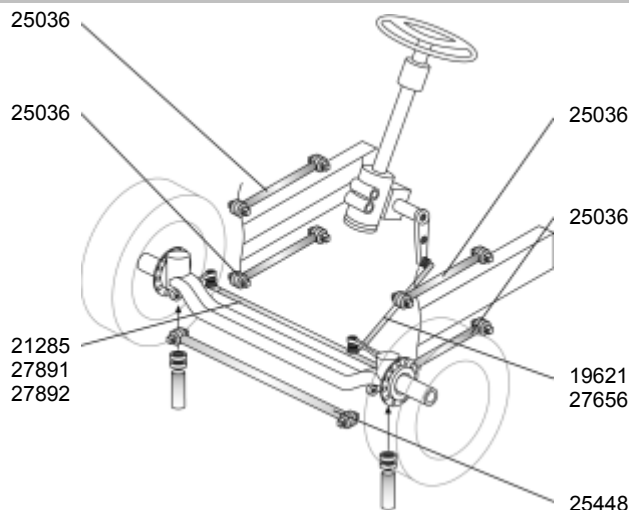
<b>EUROTECH CURSOR</b>	<b>2001 -</b>	<b>260 E 35</b>		
------------------------	---------------	-----------------	--	--










LMI

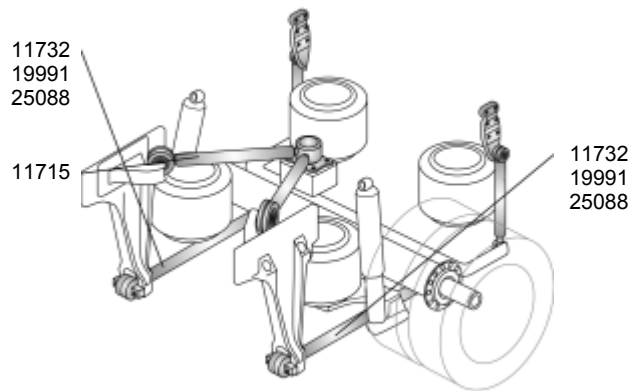
Remarks

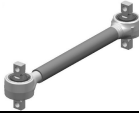



EUROTECH CURSOR 2001 - 260 E 35



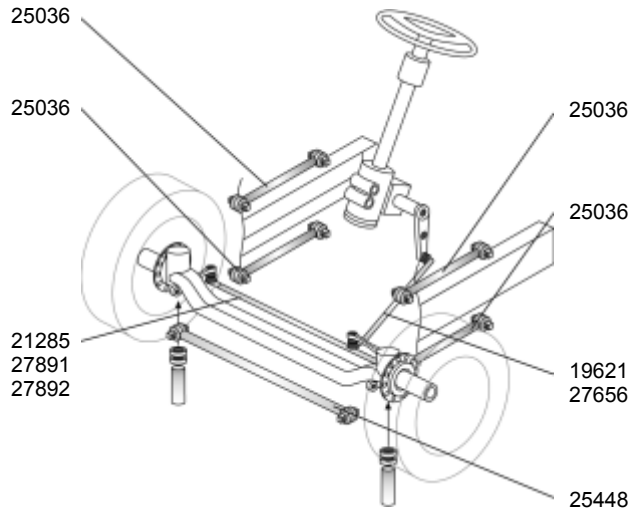
Lenkung	Lenkstange		LENGTH [mm]: 953	<b>19621</b> (Ref. 4100 5463)		Ball Joint RHT	19620
steering	steering drag link						
direction	barre de direction						
dirección	biela de la dirección						
Lenkung	Lenkstange	ONLY PIC. NO.: M3RC15H1 / M3RC15K1 / M3RC16H2 / M3RC17H2 / M3RF14H1 / M3RF14K1 / M3RF15H1 / M3RF15H2 / M3RF15K1 / M3RF16F2 / M3RF16H2 / M3RF16K2 / M3RF17F2 / M3RF17H2 / M3RF17K2	LENGTH [mm]: 959	<b>27656</b> (Ref. 500 397 738)			
steering	steering drag link						
direction	barre de direction						
dirección	biela de la dirección						
Lenkung	Spurstange		LENGTH [mm]: 1641	<b>21285</b> (Ref. 4100 5451)		Ball Joint RHT Ball Joint LHT	19620 18481
steering	tie rod						
direction	barre d'accouplemen						
dirección	barra de acoplamiento						
Lenkung	Spurstange		LENGTH [mm]: 1631	<b>27891</b> (Ref. 4103 6943)			
steering	tie rod						
direction	barre d'accouplemen						
dirección	barra de acoplamiento						
Lenkung	Spurstange	TRAILING AXLE	LENGTH [mm]: 1477	<b>27892</b> (Ref. 4103 2608)		Ball Joint RHT	11505
steering	tie rod						
direction	barre d'accouplemen						
dirección	barra de acoplamiento						
Fahrwerk	Achsstrebe	FRONT AXLE	LENGTH [mm]: 695	<b>25036</b> (Ref. 500 338 783)			
Chassis	torque rod						
Châssis	bielle de retenue						
Chasis	tirante longitudinal						
Fahrwerk	Achsstrebe	FRONT AXLE; CROSS	LENGTH [mm]: 845	<b>25448</b> (Ref. 500 338 784)			
Chassis	torque rod						
Châssis	bielle de retenue						
Chasis	tirante longitudinal						










			LMI	Remarks
EUROTECH CURSOR	2001	-	260 E 35	
				

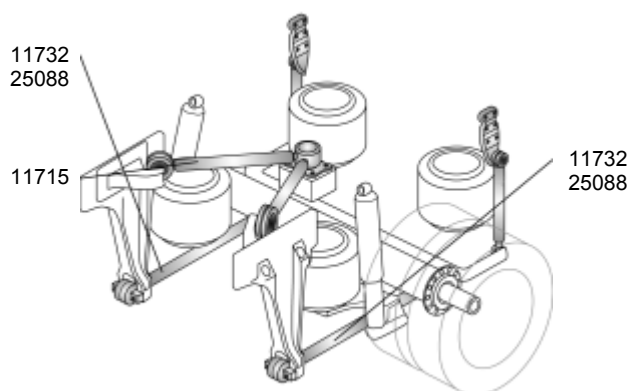





Fahrwerk Achsstrebe	REAR AXLE	LENGTH [mm]: 594	<b>11732</b> (Ref. 9847 2466)		rep. kit ball socket 11731
Chassis torque rod					
Châssis bielle de retenue					
Chasis tirante longitudinal					
Fahrwerk Achsstrebe	REAR AXLE; ONLY PIC NO.: M7RA14B1 /	LENGTH [mm]: 610	<b>19991</b> (Ref. 4204 1107)		rep. kit ball socket 11384
Chassis torque rod	M7RA14B2 / M7RA14H1 / M7RA15B1 / M7RA15B2 /				
Châssis bielle de retenue	M7RA15H1 / M7RA16B1 / M7RA16B2 / M7RA16H1 /				
Chasis tirante longitudinal	M7RA17B1 / M7RA17B2 / M7RA17H1 / M7RA18B1 /				
	M7RA18B2 / M7RA18H1 / M7RA18H2 / M7RA19H1				
Fahrwerk Achsstrebe	REAR AXLE; BENT	LENGTH [mm]: 594	<b>25088</b> (Ref. 500 340 452)		rep. kit ball socket 23211
Chassis torque rod					
Châssis bielle de retenue					
Chasis tirante longitudinal					
Fahrwerk Dreiecklenker	REAR AXLE	LENGTH [mm]: 665	<b>11715</b> (Ref. 4104 2050)		rep. kit ball socket 18472 rep. kit joint 21700
Chassis triangular torque rod					
Châssis bras triangulaire					
Chasis tirante en V					

EUROTECH CURSOR	2001	-	260 E 39	
				



			LMI	Remarks
				
<b>EUROTECH CURSOR</b>	<b>2001 -</b>	<b>260 E 39</b>		
Lenkung Lenkstange		LENGTH [mm]: 953	<b>19621</b> (Ref. 4100 5463)	 Ball Joint RHT 19620
steering steering drag link				
direction barre de direction				
dirección biela de la dirección				
Lenkung Lenkstange		LENGTH [mm]: 959	<b>27656</b> (Ref. 500 397 738)	
steering steering drag link				
direction barre de direction				
dirección biela de la dirección				
Lenkung Spurstange		LENGTH [mm]: 1641	<b>21285</b> (Ref. 4100 5451)	 Ball Joint RHT 19620 Ball Joint LHT 18481
steering tie rod				
direction barre d'accouplemen				
dirección barra de acoplamiento				
Lenkung Spurstange		LENGTH [mm]: 1631	<b>27891</b> (Ref. 4103 6943)	
steering tie rod				
direction barre d'accouplemen				
dirección barra de acoplamiento				
Lenkung Spurstange	TRAILING AXLE	LENGTH [mm]: 1477	<b>27892</b> (Ref. 4103 2608)	 Ball Joint RHT 11505
steering tie rod				
direction barre d'accouplemen				
dirección barra de acoplamiento				
Fahrwerk Achsstrebe	FRONT AXLE	LENGTH [mm]: 695	<b>25036</b> (Ref. 500 338 783)	
Chassis torque rod				
Châssis bielle de retenue				
Chasis tirante longitudinal				
Fahrwerk Achsstrebe	FRONT AXLE; CROSS	LENGTH [mm]: 845	<b>25448</b> (Ref. 500 338 784)	
Chassis torque rod				
Châssis bielle de retenue				
Chasis tirante longitudinal				



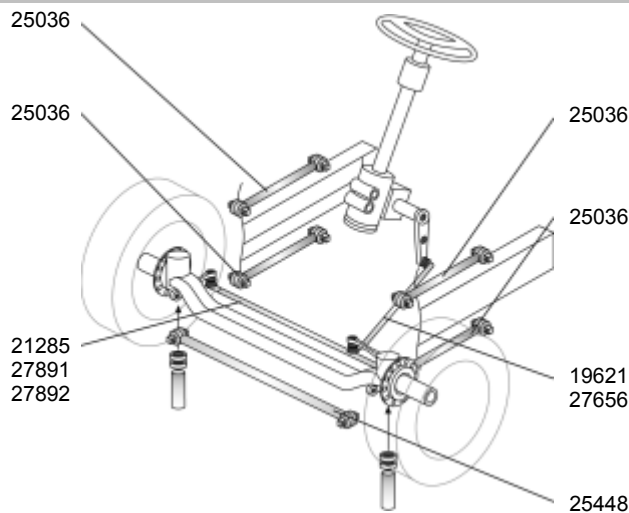
Fahrwerk Achsstrebe	REAR AXLE	LENGTH [mm]: 594	<b>11732</b> (Ref. 9847 2466)	 rep. kit ball socket 11731
Chassis torque rod				
Châssis bielle de retenue				
Chasis tirante longitudinal				
Fahrwerk Achsstrebe	REAR AXLE; BENT	LENGTH [mm]: 594	<b>25088</b> (Ref. 500 340 452)	 rep. kit ball socket 23211
Chassis torque rod				
Châssis bielle de retenue				
Chasis tirante longitudinal				
Fahrwerk Dreiecklenker	REAR AXLE	LENGTH [mm]: 665	<b>11715</b> (Ref. 4104 2050)	 rep. kit ball socket 18472 rep. kit joint 21700
Chassis triangular torque rod				
Châssis bras triangulaire				
Chasis tirante en V				










LMI

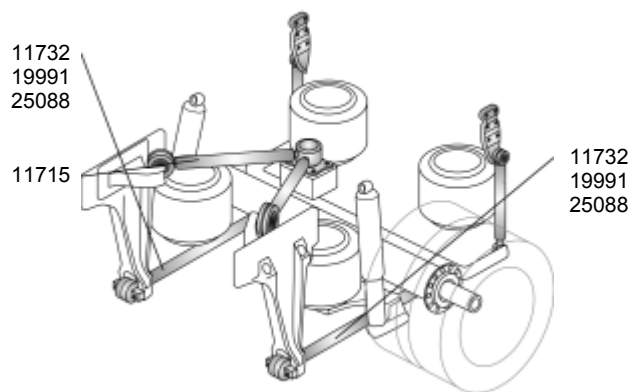
Remarks





EUROTECH CURSOR 2001 - 260 E 43



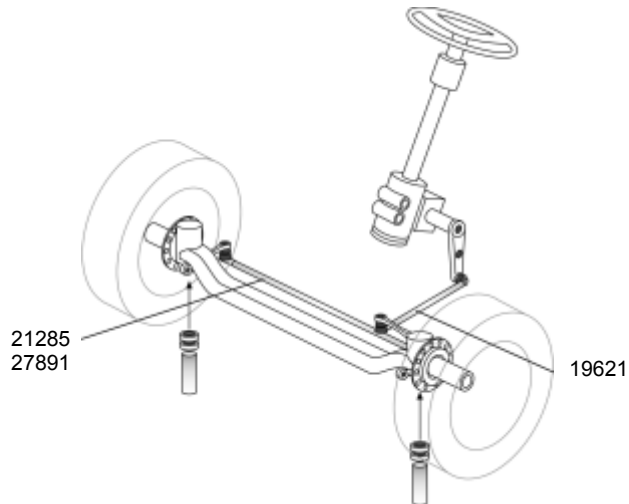
Lenkung Lenkstange		LENGTH [mm]: 953	<b>19621</b> (Ref. 4100 5463)		Ball Joint RHT	19620
steering steering drag link						
direction barre de direction						
dirección biela de la dirección						
Lenkung Lenkstange		LENGTH [mm]: 959	<b>27656</b> (Ref. 500 397 738)			
steering steering drag link						
direction barre de direction						
dirección biela de la dirección						
Lenkung Spurstange		LENGTH [mm]: 1641	<b>21285</b> (Ref. 4100 5451)		Ball Joint RHT	19620
steering tie rod					Ball Joint LHT	18481
direction barre d'accouplemen						
dirección barra de acoplamiento						
Lenkung Spurstange		LENGTH [mm]: 1631	<b>27891</b> (Ref. 4103 6943)			
steering tie rod						
direction barre d'accouplemen						
dirección barra de acoplamiento						
Lenkung Spurstange	TRAILING AXLE	LENGTH [mm]: 1477	<b>27892</b> (Ref. 4103 2608)		Ball Joint RHT	11505
steering tie rod						
direction barre d'accouplemen						
dirección barra de acoplamiento						
Fahrwerk Achsstrebe	FRONT AXLE	LENGTH [mm]: 695	<b>25036</b> (Ref. 500 338 783)			
Chassis torque rod						
Châssis bielle de retenue						
Chasis tirante longitudinal						
Fahrwerk Achsstrebe	FRONT AXLE; CROSS	LENGTH [mm]: 845	<b>25448</b> (Ref. 500 338 784)			
Chassis torque rod						
Châssis bielle de retenue						
Chasis tirante longitudinal						

			LMI	Remarks
EUROTECH CURSOR	2001	-	260 E 43	
				








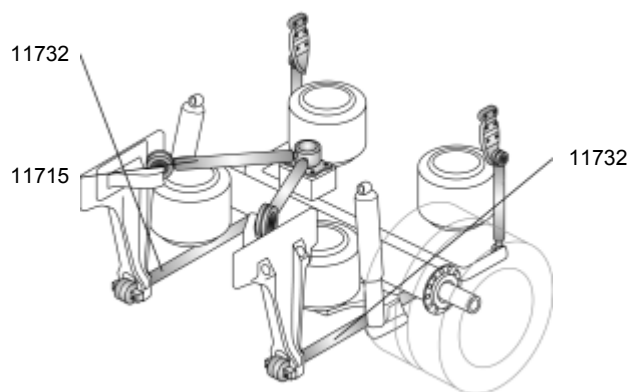
Fahrwerk Achsstrebe	REAR AXLE	LENGTH [mm]: 594	<b>11732</b> (Ref. 9847 2466)		rep. kit ball socket 11731
Chassis torque rod					
Châssis bielle de retenue					
Chasis tirante longitudinal					
Fahrwerk Achsstrebe	REAR AXLE; ONLY PIC NO.: M7KA15D1 / M7KA15D2 / M7KA16D1	LENGTH [mm]: 610	<b>19991</b> (Ref. 4204 1107)		rep. kit ball socket 11384
Chassis torque rod					
Châssis bielle de retenue					
Chasis tirante longitudinal					
Fahrwerk Achsstrebe	REAR AXLE; BENT	LENGTH [mm]: 594	<b>25088</b> (Ref. 500 340 452)		rep. kit ball socket 23211
Chassis torque rod					
Châssis bielle de retenue					
Chasis tirante longitudinal					
Fahrwerk Dreiecklenker	REAR AXLE	LENGTH [mm]: 665	<b>11715</b> (Ref. 4104 2050)		rep. kit ball socket 18472 rep. kit joint 21700
Chassis triangular torque rod					
Châssis bras triangulaire					
Chasis tirante en V					

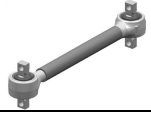

EUROTECH CURSOR	2001	-	440 E 31	
				



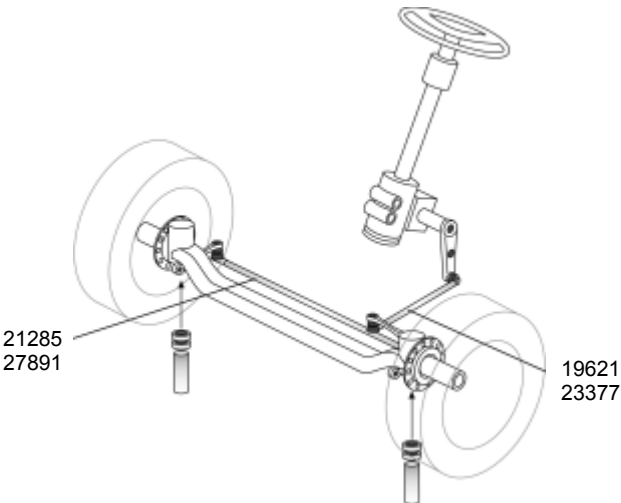





			LMI	Remarks
				
<b>EUROTECH CURSOR</b>	<b>2001 -</b>	<b>440 E 31</b>		
Lenkung Lenkstange steering steering drag link direction barre de direction dirección biela de la dirección		LENGTH [mm]: 953	<b>19621</b> (Ref. 4100 5463)	 Ball Joint RHT 19620
Lenkung Spurstange steering tie rod direction barre d'accouplemen dirección barra de acoplamiento		LENGTH [mm]: 1641	<b>21285</b> (Ref. 4100 5451)	 Ball Joint RHT 19620 Ball Joint LHT 18481
Lenkung Spurstange steering tie rod direction barre d'accouplemen dirección barra de acoplamiento		LENGTH [mm]: 1631	<b>27891</b> (Ref. 4103 6943)	

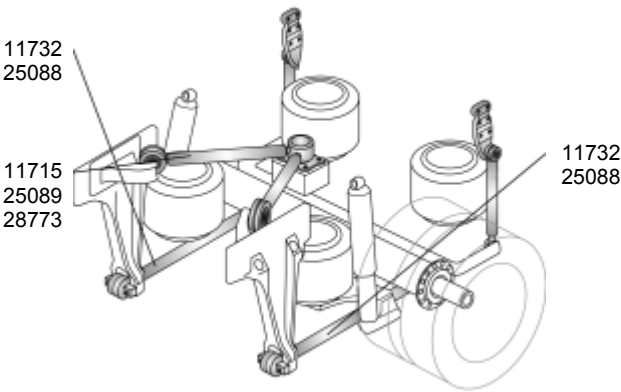




Fahrwerk Achsstrebe Chassis torque rod Châssis bielle de retenue Chasis tirante longitudinal	REAR AXLE	LENGTH [mm]: 594	<b>11732</b> (Ref. 9847 2466)	 rep. kit ball socket 11731
Fahrwerk Dreiecklenker Chassis triangular torque rod Châssis bras triangulaire Chasis tirante en V	REAR AXLE	LENGTH [mm]: 665	<b>11715</b> (Ref. 4104 2050)	 rep. kit ball socket 18472 rep. kit joint 21700
<b>EUROTECH CURSOR</b>	<b>2001 -</b>	<b>440 E 35</b>		







			LMI	Remarks
EUROTECH CURSOR	2001	-	440 E 35	
				

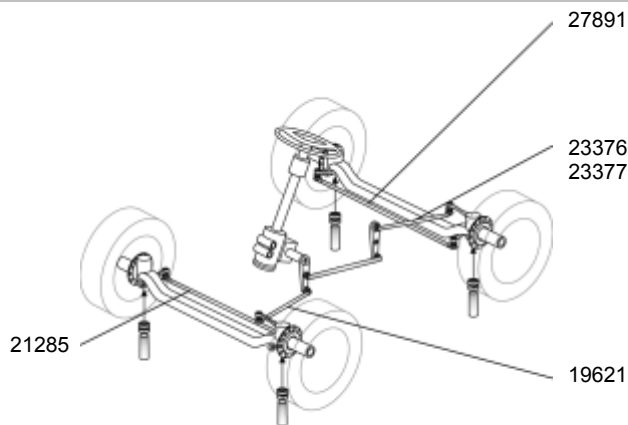







Lenkung Lenkstange	LENGTH [mm]: 953	<b>19621</b> (Ref. 4100 5463)		Ball Joint RHT	19620
steering steering drag link					
direction barre de direction					
dirección biela de la dirección					
Lenkung Spurstange	LENGTH [mm]: 1641	<b>21285</b> (Ref. 4100 5451)		Ball Joint RHT	19620
steering tie rod				Ball Joint LHT	18481
direction barre d'accouplemen					
dirección barra de acoplamiento					
Lenkung Spurstange	LENGTH [mm]: 1631	<b>27891</b> (Ref. 4103 6943)			
steering tie rod					
direction barre d'accouplemen					
dirección barra de acoplamiento					



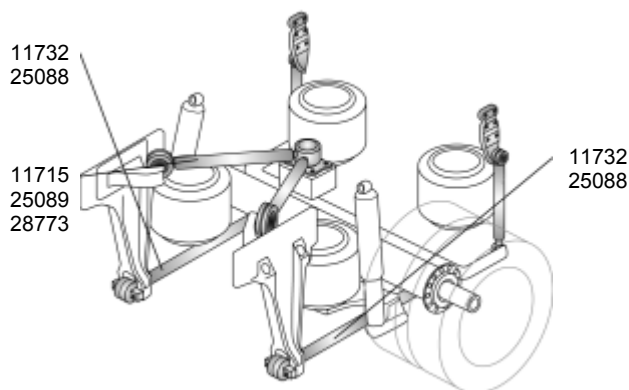
Fahrwerk Achsstrebe	REAR AXLE	LENGTH [mm]: 594	<b>11732</b> (Ref. 9847 2466)		rep. kit ball socket 11731
Chassis torque rod					
Châssis bielle de retenue					
Chasis tirante longitudinal					
Fahrwerk Achsstrebe	REAR AXLE; BENT	LENGTH [mm]: 594	<b>25088</b> (Ref. 500 340 452)		rep. kit ball socket 23211
Chassis torque rod					
Châssis bielle de retenue					
Chasis tirante longitudinal					






			LMI	Remarks
				
<b>EUROTECH CURSOR</b>	<b>2001 -</b>	<b>440 E 35</b>		
Fahrwerk Achsstrebe	REAR AXLE; UPPER RIGHT	LENGTH [mm]: 455	<b>25089</b> (Ref. 4103 3731)	 rep. kit ball socket 11731
Chassis torque rod				
Châssis bielle de retenue				
Chasis tirante longitudinal				
Fahrwerk Achsstrebe	REAR AXLE; UPPER LEFT	LENGTH [mm]: 455	<b>28773</b> (Ref. 4100 9961)	 rep. kit ball socket 11731
Chassis torque rod				
Châssis bielle de retenue				
Chasis tirante longitudinal				
Fahrwerk Dreiecklenker	REAR AXLE	LENGTH [mm]: 665	<b>11715</b> (Ref. 4104 2050)	 rep. kit ball socket 18472 rep. kit joint 21700
Chassis triangular torque rod				
Châssis bras triangulaire				
Chasis tirante en V				
<b>EUROTECH CURSOR</b>	<b>2001 -</b>	<b>440 E 39; 440 E 43</b>		
				






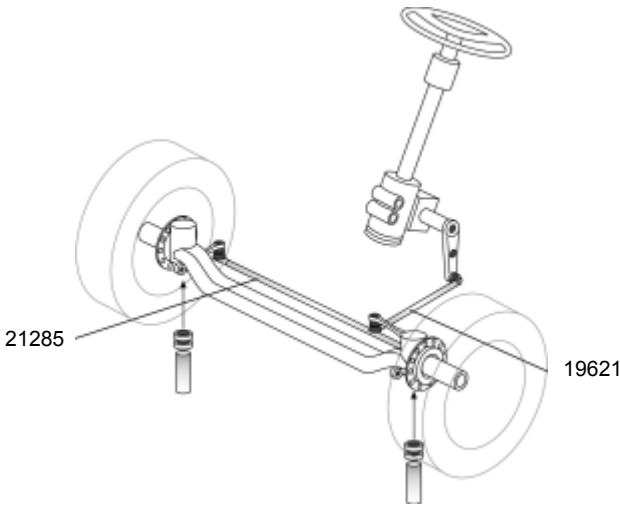
Lenkung Lenkstange	FROM PITMAN ARM TO 1ST FRONT AXLE	LENGTH [mm]: 953	<b>19621</b> (Ref. 4100 5463)	 Ball Joint RHT 19620
steering steering drag link				
direction barre de direction				
dirección biela de la dirección				
Lenkung Lenkstange	FROM SHIFT LEVER TO 2ND FRONT AXLE	LENGTH [mm]: 832	<b>23376</b> (Ref. 4101 6958)	 Ball Joint RHT 19620
steering steering drag link				
direction barre de direction				
dirección biela de la dirección				
Lenkung Lenkstange	RHD; FROM SHIFT LEVER TO 2ND FRONT AXLE	LENGTH [mm]: 824	<b>23377</b> (Ref. 4101 6961)	 Ball Joint RHT 19620
steering steering drag link				
direction barre de direction				
dirección biela de la dirección				
Lenkung Spurstange		LENGTH [mm]: 1641	<b>21285</b> (Ref. 4100 5451)	 Ball Joint RHT 19620 Ball Joint LHT 18481
steering tie rod				
direction barre d'accouplemen				
dirección barra de acoplamiento				
Lenkung Spurstange		LENGTH [mm]: 1631	<b>27891</b> (Ref. 4103 6943)	
steering tie rod				
direction barre d'accouplemen				
dirección barra de acoplamiento				



			LMI	Remarks
EUROTECH CURSOR	2001	-	440 E 39; 440 E 43	




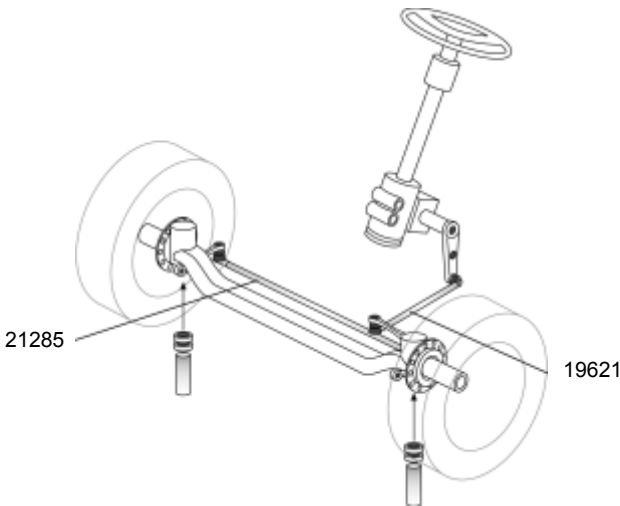
Fahrwerk Achsstrebe	REAR AXLE	LENGTH [mm]: 594	<b>11732</b> (Ref. 9847 2466)		rep. kit ball socket 11731
Chassis torque rod					
Châssis bielle de retenue					
Chasis tirante longitudinal					
Fahrwerk Achsstrebe	REAR AXLE; BENT	LENGTH [mm]: 594	<b>25088</b> (Ref. 500 340 452)		rep. kit ball socket 23211
Chassis torque rod					
Châssis bielle de retenue					
Chasis tirante longitudinal					
Fahrwerk Achsstrebe	REAR AXLE; UPPER RIGHT	LENGTH [mm]: 455	<b>25089</b> (Ref. 4103 3731)		rep. kit ball socket 11731
Chassis torque rod					
Châssis bielle de retenue					
Chasis tirante longitudinal					
Fahrwerk Achsstrebe	REAR AXLE; UPPER LEFT	LENGTH [mm]: 455	<b>28773</b> (Ref. 4100 9961)		rep. kit ball socket 11731
Chassis torque rod					
Châssis bielle de retenue					
Chasis tirante longitudinal					
Fahrwerk Dreiecklenker	REAR AXLE	LENGTH [mm]: 665	<b>11715</b> (Ref. 4104 2050)		rep. kit ball socket 18472 rep. kit joint 21700
Chassis triangular torque rod					
Châssis bras triangulaire					
Chasis tirante en V					
EUROTECH MH	1998	-	MH 190 E 24; MH 190 E 27; MH 190 E 31; MH 190 E 35		



		LMI	Remarks
EUROTECH MH	1998 -	MH 190 E 24; MH 190 E 27; MH 190 E 31; MH 190 E 35	
			






Lenkung Lenkstange	LENGTH [mm]: 953	<b>19621</b> (Ref. 4100 5463)		Ball Joint RHT	19620
steering steering drag link					
direction barre de direction					
dirección biela de la dirección					
Lenkung Spurstange	LENGTH [mm]: 1641	<b>21285</b> (Ref. 4100 5451)		Ball Joint RHT	19620
steering tie rod				Ball Joint LHT	18481
direction barre d'accouplemen					
dirección barra de acoplamiento					

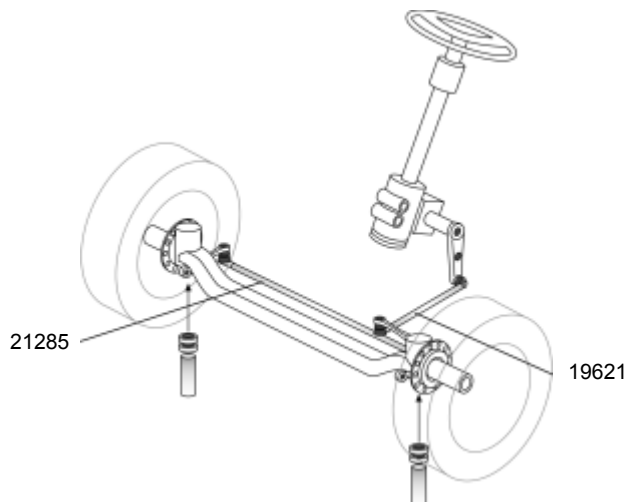
EUROTECH MH	1998 -	MH 400 E 31; MH 400 E 35
		






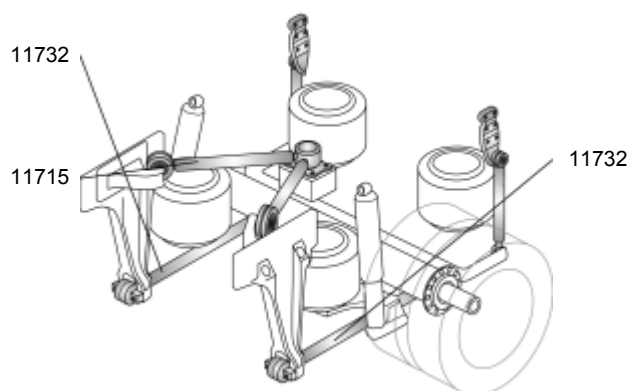
Lenkung Lenkstange	LENGTH [mm]: 953	<b>19621</b> (Ref. 4100 5463)		Ball Joint RHT	19620
steering steering drag link					
direction barre de direction					
dirección biela de la dirección					
Lenkung Spurstange	LENGTH [mm]: 1641	<b>21285</b> (Ref. 4100 5451)		Ball Joint RHT	19620
steering tie rod				Ball Joint LHT	18481
direction barre d'accouplemen					
dirección barra de acoplamiento					



EUROTECH MP	1992 - 1993	MP 180 E 34; MP 180 E 38; MP 180 E 42	
-------------	-------------	---------------------------------------	--




		LMI	Remarks
EUROTECH MP 1992 - 1993 MP 180 E 34; MP 180 E 38; MP 180 E 42			
			

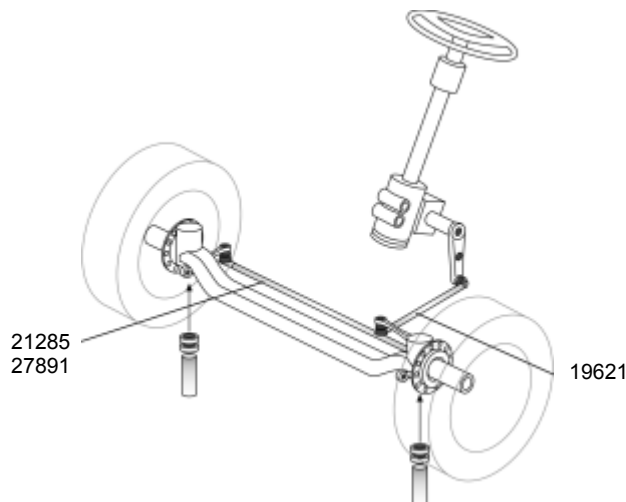






Lenkung Lenkstange steering steering drag link direction barre de direction dirección biela de la dirección	LENGTH [mm]: 953	<b>19621</b> (Ref. 4100 5463)	 Ball Joint RHT	19620
Lenkung Spurstange steering tie rod direction barre d'accouplemen dirección barra de acoplamiento	LENGTH [mm]: 1641	<b>21285</b> (Ref. 4100 5451)	 Ball Joint RHT  Ball Joint LHT	19620 18481

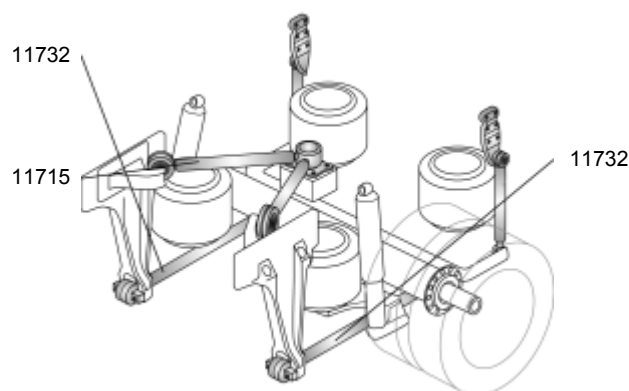




Fahrwerk Achsstrebe Chassis torque rod Châssis bielle de retenue Chasis tirante longitudinal	REAR AXLE	LENGTH [mm]: 594	<b>11732</b> (Ref. 9847 2466)	 rep. kit ball socket 11731
Fahrwerk Dreiecklenker Chassis triangular torque rod Châssis bras triangulaire Chasis tirante en V	REAR AXLE	LENGTH [mm]: 665	<b>11715</b> (Ref. 4104 2050)	 rep. kit ball socket 18472 rep. kit joint 21700
EUROTECH MP 1993 - MP 190 E 34; MP 190 E 38; MP 190 E 42				

		LMI	Remarks
EUROTECH MP	1993 -	MP 190 E 34; MP 190 E 38; MP 190 E 42	
			

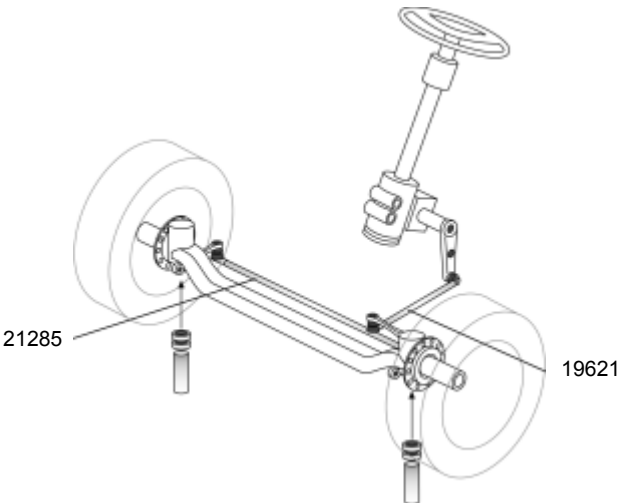




Lenkung Lenkstange steering steering drag link direction barre de direction dirección biela de la dirección	LENGTH [mm]: 953	<b>19621</b> (Ref. 4100 5463)	 Ball Joint RHT	19620
Lenkung Spurstange steering tie rod direction barre d'accouplemen dirección barra de acoplamiento	LENGTH [mm]: 1641	<b>21285</b> (Ref. 4100 5451)	 Ball Joint RHT  Ball Joint LHT	19620 18481
Lenkung Spurstange steering tie rod direction barre d'accouplemen dirección barra de acoplamiento	LENGTH [mm]: 1631	<b>27891</b> (Ref. 4103 6943)		

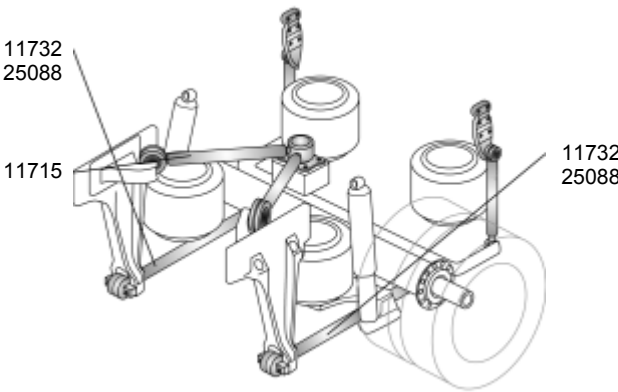





Fahrwerk Achsstrebe Chassis torque rod Châssis bielle de retenue Chasis tirante longitudinal	REAR AXLE	LENGTH [mm]: 594	<b>11732</b> (Ref. 9847 2466)	 rep. kit ball socket 11731
Fahrwerk Dreiecklenker Chassis triangular torque rod Châssis bras triangulaire Chasis tirante en V	REAR AXLE	LENGTH [mm]: 665	<b>11715</b> (Ref. 4104 2050)	 rep. kit ball socket 18472 rep. kit joint 21700

		LMI	Remarks
EUROTECH MP      1997   -      MP 240 E 30 PS			
			




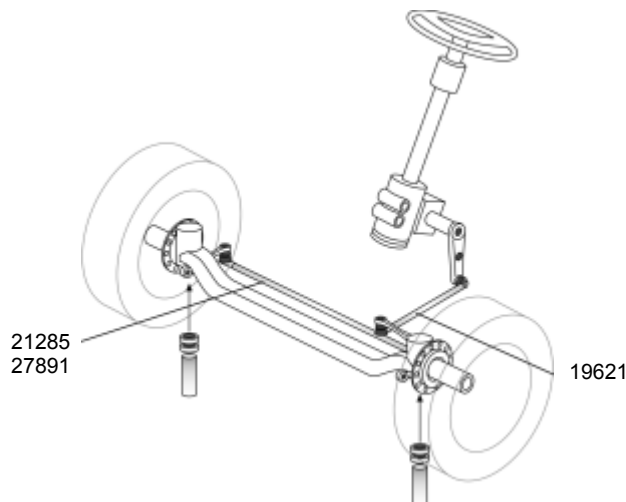
Lenkung Lenkstange steering steering drag link direction barre de direction dirección biela de la dirección	LENGTH [mm]: 953	<b>19621</b> (Ref. 4100 5463)	 Ball Joint RHT	19620
Lenkung Spurstange steering tie rod direction barre d'accouplemen dirección barra de acoplamiento	LENGTH [mm]: 1641	<b>21285</b> (Ref. 4100 5451)	 Ball Joint RHT Ball Joint LHT	19620 18481







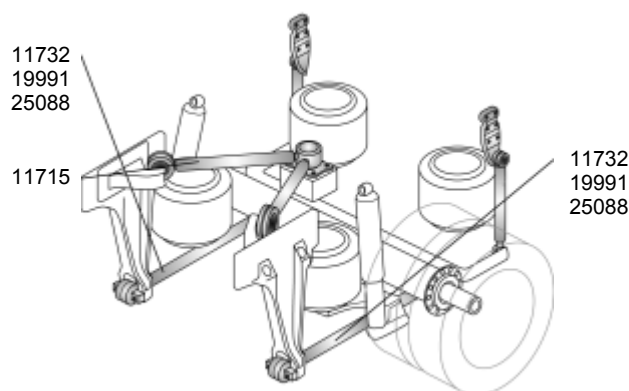
Fahrwerk Achsstrebe Chassis torque rod Châssis bielle de retenue Chasis tirante longitudinal	REAR AXLE	LENGTH [mm]: 594	<b>11732</b> (Ref. 9847 2466)	 rep. kit ball socket 11731
Fahrwerk Achsstrebe Chassis torque rod Châssis bielle de retenue Chasis tirante longitudinal	REAR AXLE; BENT	LENGTH [mm]: 594	<b>25088</b> (Ref. 500 340 452)	 rep. kit ball socket 23211
Fahrwerk Dreiecklenker Chassis triangular torque rod Châssis bras triangulaire Chasis tirante en V	REAR AXLE	LENGTH [mm]: 665	<b>11715</b> (Ref. 4104 2050)	 rep. kit ball socket 18472 rep. kit joint 21700










		LMI	Remarks
EUROTECH MP 1995 - 1996 MP 240 E 34			
			

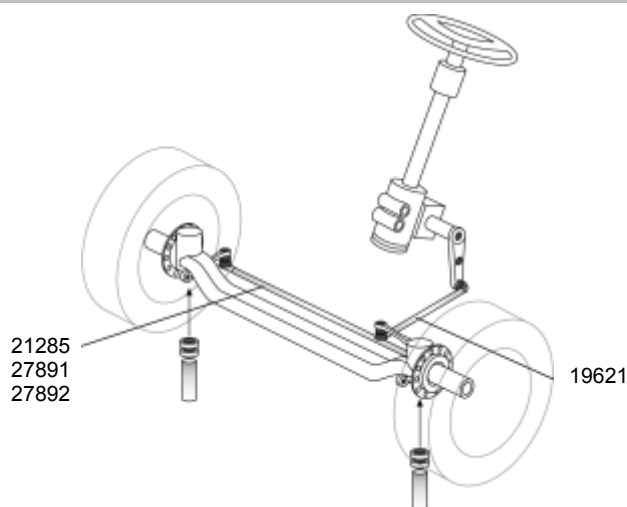






Lenkung Lenkstange steering steering drag link direction barre de direction dirección biela de la dirección	LENGTH [mm]: 953	<b>19621</b> (Ref. 4100 5463)	 Ball Joint RHT	19620
Lenkung Spurstange steering tie rod direction barre d'accouplemen dirección barra de acoplamiento	LENGTH [mm]: 1641	<b>21285</b> (Ref. 4100 5451)	 Ball Joint RHT  Ball Joint LHT	19620 18481
Lenkung Spurstange steering tie rod direction barre d'accouplemen dirección barra de acoplamiento	LENGTH [mm]: 1631	<b>27891</b> (Ref. 4103 6943)		






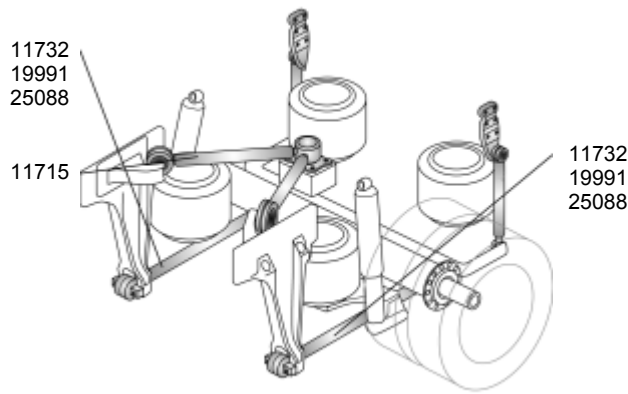
Fahrwerk Achsstrebe Chassis torque rod Châssis bielle de retenue Chasis tirante longitudinal	REAR AXLE	LENGTH [mm]: 594	<b>11732</b> (Ref. 9847 2466)	 rep. kit ball socket 11731
Fahrwerk Achsstrebe Chassis torque rod Châssis bielle de retenue Chasis tirante longitudinal	REAR AXLE	LENGTH [mm]: 610	<b>19991</b> (Ref. 4204 1107)	 rep. kit ball socket 11384

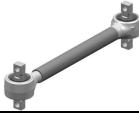



			LMI	Remarks
EUROTECH MP      1995   -   1996      MP 240 E 34				
Fahrwerk Achsstrebe	REAR AXLE; BENT	LENGTH [mm]: 594	<b>25088</b>	 rep. kit ball socket 23211
Chassis torque rod			(Ref. 500 340 452)	
Châssis bielle de retenue				
Chasis tirante longitudinal				
Fahrwerk Dreiecklenker	REAR AXLE	LENGTH [mm]: 665	<b>11715</b>	 rep. kit ball socket 18472 rep. kit joint 21700
Chassis triangular torque rod			(Ref. 4104 2050)	
Châssis bras triangulaire				
Chasis tirante en V				
EUROTECH MP      1992   -        MP 240 E 38; MP 240 E 42				
				




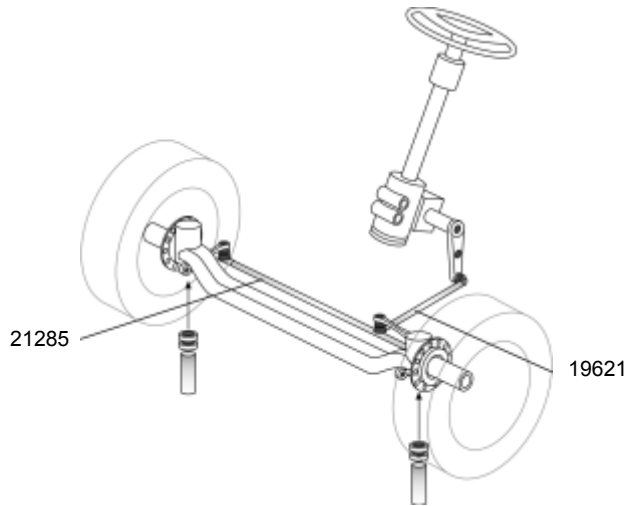
Lenkung Lenkstange	LENGTH [mm]: 953	<b>19621</b>	 Ball Joint RHT 19620
steering steering drag link		(Ref. 4100 5463)	
direction barre de direction			
dirección biela de la dirección			
Lenkung Spurstange	LENGTH [mm]: 1641	<b>21285</b>	 Ball Joint RHT 19620 Ball Joint LHT 18481
steering tie rod		(Ref. 4100 5451)	
direction barre d'accouplemen			
dirección barra de acoplamiento			
Lenkung Spurstange	LENGTH [mm]: 1631	<b>27891</b>	
steering tie rod		(Ref. 4103 6943)	
direction barre d'accouplemen			
dirección barra de acoplamiento			
Lenkung Spurstange	TRAILING AXLE	LENGTH [mm]: 1477	 Ball Joint RHT 11505
steering tie rod		<b>27892</b>	
direction barre d'accouplemen		(Ref. 4103 2608)	
dirección barra de acoplamiento			






			LMI	Remarks
EUROTECH MP	1992 -	MP 240 E 38; MP 240 E 42		
				

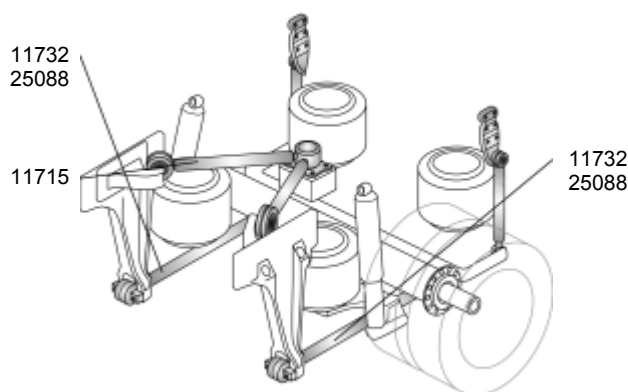





Fahrwerk Achsstrebe	REAR AXLE	LENGTH [mm]: 594	<b>11732</b> (Ref. 9847 2466)		rep. kit ball socket 11731
Chassis torque rod					
Châssis bielle de retenue					
Chasis tirante longitudinal					
Fahrwerk Achsstrebe	REAR AXLE	LENGTH [mm]: 610	<b>19991</b> (Ref. 4204 1107)		rep. kit ball socket 11384
Chassis torque rod					
Châssis bielle de retenue					
Chasis tirante longitudinal					
Fahrwerk Achsstrebe	REAR AXLE; BENT	LENGTH [mm]: 594	<b>25088</b> (Ref. 500 340 452)		rep. kit ball socket 23211
Chassis torque rod					
Châssis bielle de retenue					
Chasis tirante longitudinal					
Fahrwerk Dreiecklenker	REAR AXLE	LENGTH [mm]: 665	<b>11715</b> (Ref. 4104 2050)		rep. kit ball socket 18472 rep. kit joint 21700
Chassis triangular torque rod					
Châssis bras triangulaire					
Chasis tirante en V					


EUROTECH MP	1994 -	MP 260 E 38		
				

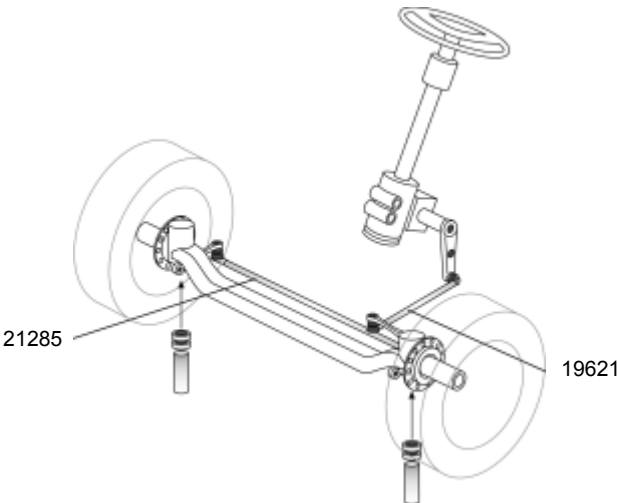





			LMI	Remarks
				
<b>EUROTECH MP</b>	<b>1994 -</b>	<b>MP 260 E 38</b>		
Lenkung Lenkstange		LENGTH [mm]: 953	<b>19621</b> (Ref. 4100 5463)	 Ball Joint RHT 19620
steering steering drag link				
direction barre de direction				
dirección biela de la dirección				
Lenkung Spurstange		LENGTH [mm]: 1641	<b>21285</b> (Ref. 4100 5451)	 Ball Joint RHT 19620
steering tie rod				
direction barre d'accouplemen				Ball Joint LHT 18481
dirección barra de acoplamiento				
				

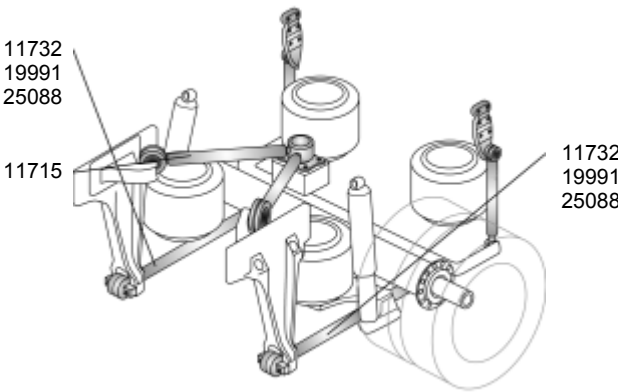





Fahrwerk Achsstrebe	REAR AXLE	LENGTH [mm]: 594	<b>11732</b> (Ref. 9847 2466)	 rep. kit ball socket 11731
Chassis torque rod				
Châssis bielle de retenue				
Chasis tirante longitudinal				
Fahrwerk Achsstrebe	REAR AXLE; BENT	LENGTH [mm]: 594	<b>25088</b> (Ref. 500 340 452)	 rep. kit ball socket 23211
Chassis torque rod				
Châssis bielle de retenue				
Chasis tirante longitudinal				
Fahrwerk Dreiecklenker	REAR AXLE	LENGTH [mm]: 665	<b>11715</b> (Ref. 4104 2050)	 rep. kit ball socket 18472 rep. kit joint 21700
Chassis triangular torque rod				
Châssis bras triangulaire				
Chasis tirante en V				
<b>EUROTECH MP</b>	<b>1994 -</b>	<b>MP 260 E 42</b>		





		LMI	Remarks
EUROTECH MP 1994 - MP 260 E 42			
			

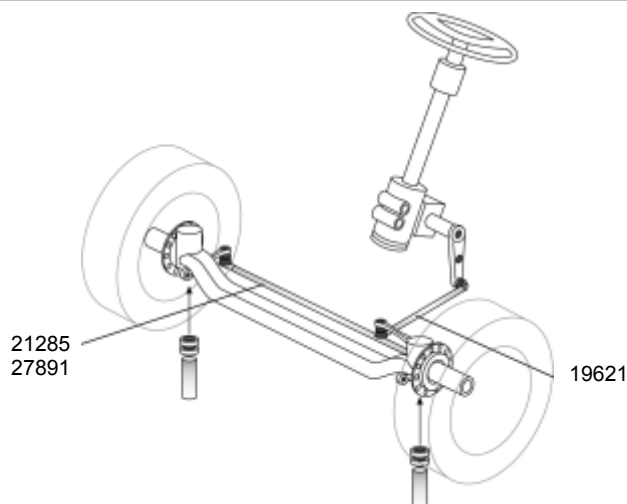






Lenkung Lenkstange steering steering drag link direction barre de direction dirección biela de la dirección	LENGTH [mm]: 953	<b>19621</b> (Ref. 4100 5463)	 Ball Joint RHT	19620
Lenkung Spurstange steering tie rod direction barre d'accouplemen dirección barra de acoplamiento	LENGTH [mm]: 1641	<b>21285</b> (Ref. 4100 5451)	 Ball Joint RHT  Ball Joint LHT	19620 18481

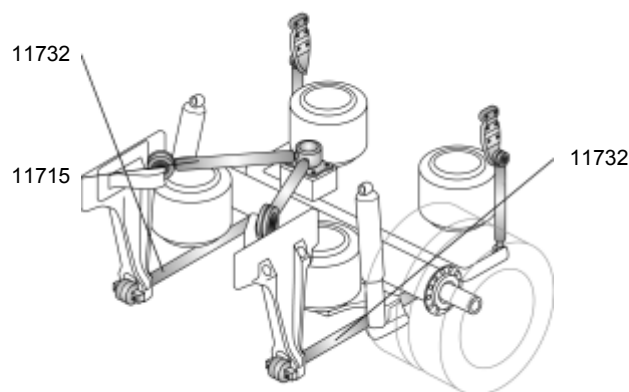







Fahrwerk Achsstrebe Chassis torque rod Châssis bielle de retenue Chasis tirante longitudinal	REAR AXLE	LENGTH [mm]: 594	<b>11732</b> (Ref. 9847 2466)	 rep. kit ball socket 11731
Fahrwerk Achsstrebe Chassis torque rod Châssis bielle de retenue Chasis tirante longitudinal	REAR AXLE	LENGTH [mm]: 610	<b>19991</b> (Ref. 4204 1107)	 rep. kit ball socket 11384
Fahrwerk Achsstrebe Chassis torque rod Châssis bielle de retenue Chasis tirante longitudinal	REAR AXLE; BENT	LENGTH [mm]: 594	<b>25088</b> (Ref. 500 340 452)	 rep. kit ball socket 23211

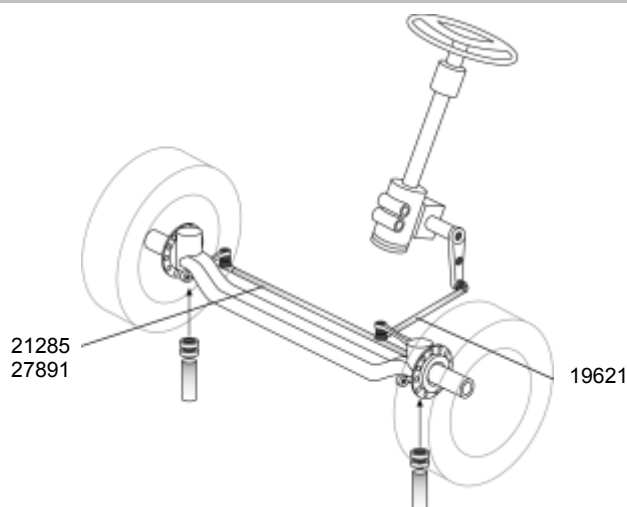
			LMI	Remarks
<b>EUROTECH MP</b>	<b>1994 -</b>	<b>MP 260 E 42</b>		
Fahrwerk Dreiecklenker	REAR AXLE	LENGTH [mm]: 665	<b>11715</b> (Ref. 4104 2050)	 rep. kit ball socket 18472 rep. kit joint 21700
Chassis triangular torque rod				
Châssis bras triangulaire				
Chasis tirante en V				
<b>EUROTECH MP</b>	<b>1992 -</b>	<b>MP 400 E 34 T</b>		
				






Lenkung Lenkstange	LENGTH [mm]: 953	<b>19621</b> (Ref. 4100 5463)	 Ball Joint RHT	19620
steering steering drag link				
direction barre de direction				
dirección biela de la dirección				
Lenkung Spurstange	LENGTH [mm]: 1641	<b>21285</b> (Ref. 4100 5451)	 Ball Joint RHT	19620
steering tie rod			 Ball Joint LHT	18481
direction barre d'accouplemen				
dirección barra de acoplamiento				
Lenkung Spurstange	LENGTH [mm]: 1631	<b>27891</b> (Ref. 4103 6943)		
steering tie rod				
direction barre d'accouplemen				
dirección barra de acoplamiento				

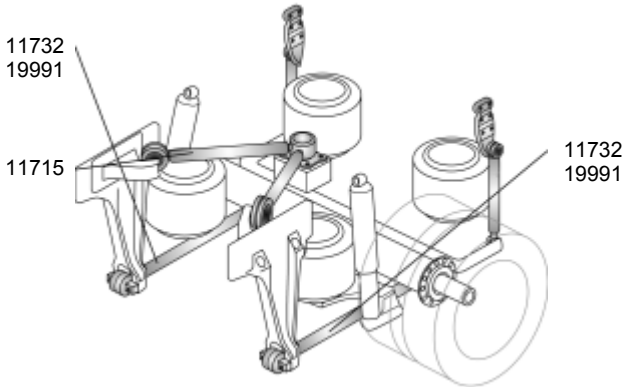





			LMI	Remarks
				
<b>EUROTECH MP</b>	<b>1992 -</b>	<b>MP 400 E 34 T</b>		
Fahrwerk Achsstrebe	REAR AXLE	LENGTH [mm]: 594	<b>11732</b> (Ref. 9847 2466)	 rep. kit ball socket 11731
Chassis torque rod				
Châssis bielle de retenue				
Chassis tirante longitudinal				
Fahrwerk Dreiecklenker	REAR AXLE	LENGTH [mm]: 665	<b>11715</b> (Ref. 4104 2050)	 rep. kit ball socket 18472 rep. kit joint 21700
Chassis triangular torque rod				
Châssis bras triangulaire				
Chassis tirante en V				
<b>EUROTECH MP</b>	<b>1992 -</b>	<b>MP 400 E 38 T</b>		
				



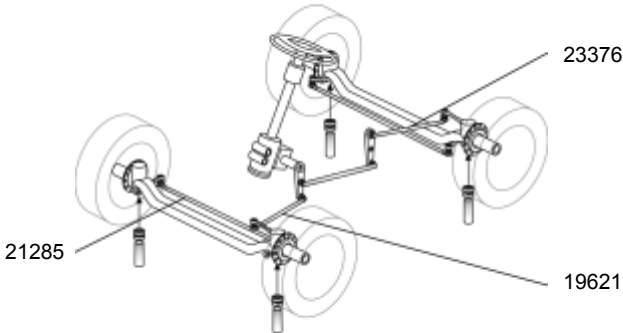
Lenkung Lenkstange	LENGTH [mm]: 953	<b>19621</b> (Ref. 4100 5463)	 Ball Joint RHT 19620
steering steering drag link			
direction barre de direction			
dirección biela de la dirección			
Lenkung Spurstange	LENGTH [mm]: 1641	<b>21285</b> (Ref. 4100 5451)	 Ball Joint RHT 19620 Ball Joint LHT 18481
steering tie rod			
direction barre d'accouplemen			
dirección barra de acoplamiento			
Lenkung Spurstange	LENGTH [mm]: 1631	<b>27891</b> (Ref. 4103 6943)	
steering tie rod			
direction barre d'accouplemen			
dirección barra de acoplamiento			


			LMI	Remarks
EUROTECH MP	1992 -	MP 400 E 38 T		








Fahrwerk Achsstrebe	REAR AXLE	LENGTH [mm]: 594	<b>11732</b> (Ref. 9847 2466)	 rep. kit ball socket 11731
Chassis torque rod				
Châssis bielle de retenue				
Chasis tirante longitudinal				
Fahrwerk Achsstrebe	REAR AXLE	LENGTH [mm]: 610	<b>19991</b> (Ref. 4204 1107)	 rep. kit ball socket 11384
Chassis torque rod				
Châssis bielle de retenue				
Chasis tirante longitudinal				
Fahrwerk Dreiecklenker	REAR AXLE	LENGTH [mm]: 665	<b>11715</b> (Ref. 4104 2050)	 rep. kit ball socket 18472 rep. kit joint 21700
Chassis triangular torque rod				
Châssis bras triangulaire				
Chasis tirante en V				

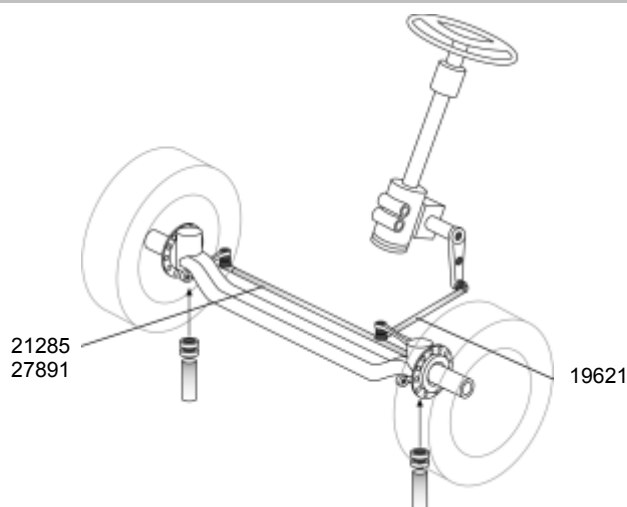
EUROTECH MP	1993 - 1996	MP 400 E 38 TXP		







Lenkung Lenkstange	FROM PITMAN ARM TO 1ST FRONT AXLE	LENGTH [mm]: 953	<b>19621</b> (Ref. 4100 5463)	 Ball Joint RHT 19620
steering steering drag link				
direction barre de direction				
dirección biela de la dirección				

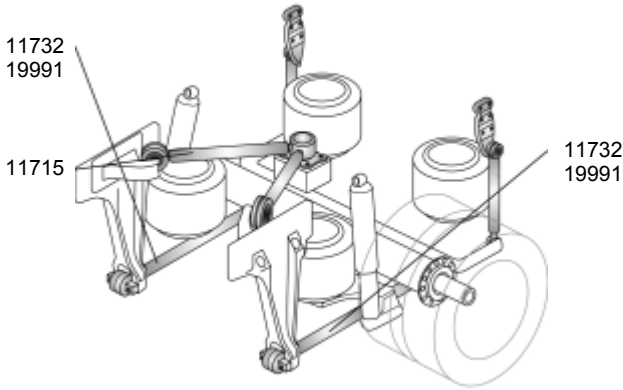





		LMI	Remarks
<b>EUROTECH MP 1993 - 1996 MP 400 E 38 TXP</b>			
Lenkung Lenkstange steering steering drag link direction barre de direction dirección biela de la dirección	FROM SHIFT LEVER TO 2ND FRONT AXLE LENGTH [mm]: 832	<b>23376</b> (Ref. 4101 6958)	 Ball Joint RHT 19620
Lenkung Spurstange steering tie rod direction barre d'accouplemen dirección barra de acoplamiento	LENGTH [mm]: 1641	<b>21285</b> (Ref. 4100 5451)	 Ball Joint RHT 19620 Ball Joint LHT 18481
<b>EUROTECH MP 1992 - MP 400 E 42 T</b>			
			




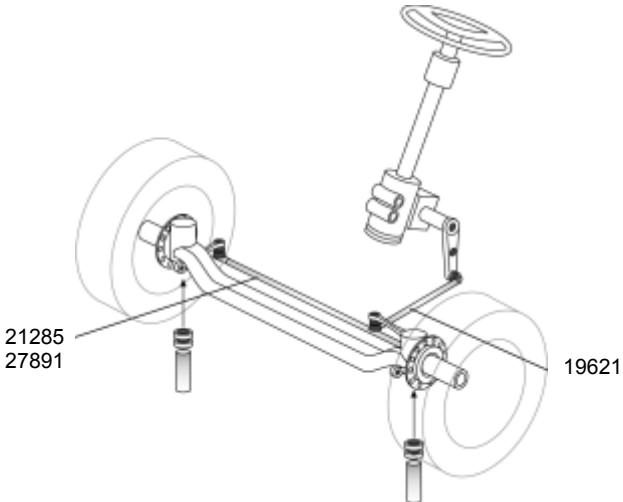
Lenkung Lenkstange steering steering drag link direction barre de direction dirección biela de la dirección	LENGTH [mm]: 953	<b>19621</b> (Ref. 4100 5463)	 Ball Joint RHT 19620
Lenkung Spurstange steering tie rod direction barre d'accouplemen dirección barra de acoplamiento	LENGTH [mm]: 1641	<b>21285</b> (Ref. 4100 5451)	 Ball Joint RHT 19620 Ball Joint LHT 18481
Lenkung Spurstange steering tie rod direction barre d'accouplemen dirección barra de acoplamiento	LENGTH [mm]: 1631	<b>27891</b> (Ref. 4103 6943)	


		LMI	Remarks
EUROTECH MP	1992 -	MP 400 E 42 T	
			








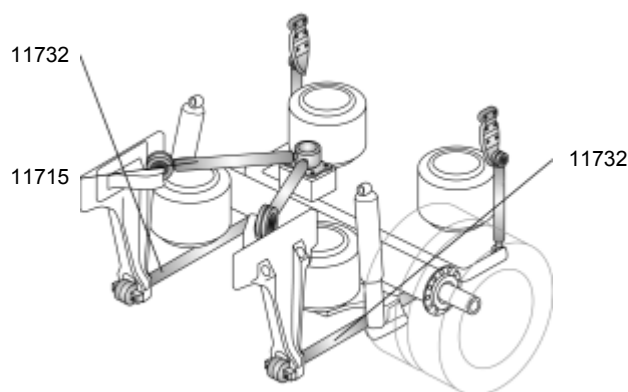
Fahrwerk Achsstrebe	REAR AXLE	LENGTH [mm]: 594	<b>11732</b> (Ref. 9847 2466)		rep. kit ball socket 11731
Chassis torque rod					
Châssis bielle de retenue					
Chasis tirante longitudinal					
Fahrwerk Achsstrebe	REAR AXLE	LENGTH [mm]: 610	<b>19991</b> (Ref. 4204 1107)		rep. kit ball socket 11384
Chassis torque rod					
Châssis bielle de retenue					
Chasis tirante longitudinal					
Fahrwerk Dreiecklenker	REAR AXLE	LENGTH [mm]: 665	<b>11715</b> (Ref. 4104 2050)		rep. kit ball socket 18472 rep. kit joint 21700
Chassis triangular torque rod					
Châssis bras triangulaire					
Chasis tirante en V					




EUROTECH MP	1992 -	MP 440 E 34 T	
			

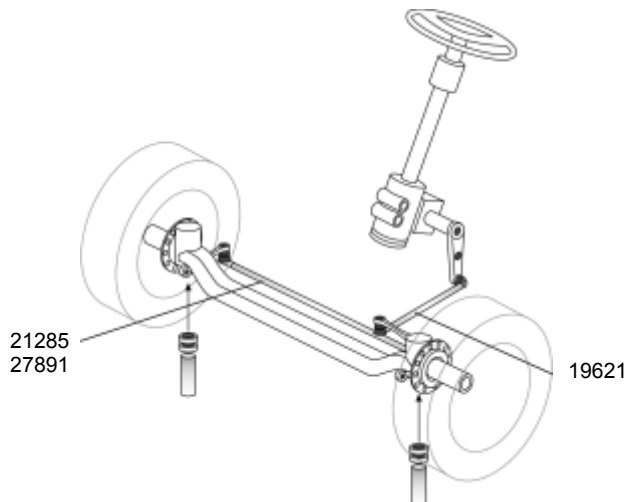







Lenkung Lenkstange	LENGTH [mm]: 953	<b>19621</b> (Ref. 4100 5463)		Ball Joint RHT 19620
steering steering drag link				
direction barre de direction				
dirección biela de la dirección				

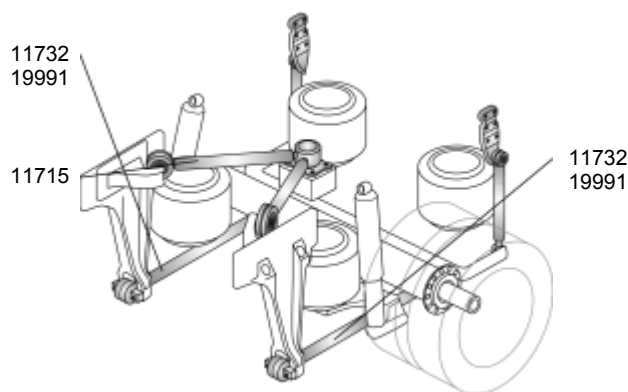
			LMI	Remarks
				
<b>EUROTECH MP</b>	<b>1992 -</b>	<b>MP 440 E 34 T</b>		
Lenkung Spurstange steering tie rod direction barre d'accouplemen dirección barra de acoplamiento		LENGTH [mm]: 1641	<b>21285</b> (Ref. 4100 5451)	 Ball Joint RHT 19620  Ball Joint LHT 18481
Lenkung Spurstange steering tie rod direction barre d'accouplemen dirección barra de acoplamiento		LENGTH [mm]: 1631	<b>27891</b> (Ref. 4103 6943)	






Fahrwerk Achsstrebe Chassis torque rod Châssis bielle de retenue Chasis tirante longitudinal	REAR AXLE	LENGTH [mm]: 594	<b>11732</b> (Ref. 9847 2466)	 rep. kit ball socket 11731
Fahrwerk Dreiecklenker Chassis triangular torque rod Châssis bras triangulaire Chasis tirante en V	REAR AXLE	LENGTH [mm]: 665	<b>11715</b> (Ref. 4104 2050)	 rep. kit ball socket 18472  rep. kit joint 21700
<b>EUROTECH MP</b>	<b>1992 -</b>	<b>MP 440 E 38 T</b>		

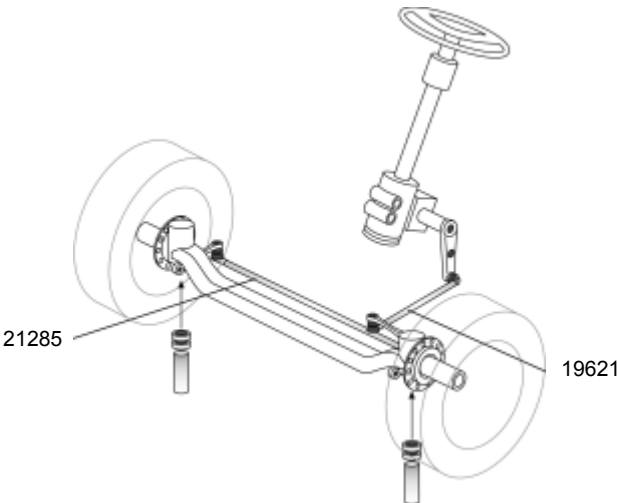





			LMI	Remarks
				
<b>EUROTECH MP</b>	<b>1992 -</b>	<b>MP 440 E 38 T</b>		
Lenkung Lenkstange steering steering drag link direction barre de direction dirección biela de la dirección		LENGTH [mm]: 953	<b>19621</b> (Ref. 4100 5463)	 Ball Joint RHT 19620
Lenkung Spurstange steering tie rod direction barre d'accouplemen dirección barra de acoplamiento		LENGTH [mm]: 1641	<b>21285</b> (Ref. 4100 5451)	 Ball Joint RHT 19620 Ball Joint LHT 18481
Lenkung Spurstange steering tie rod direction barre d'accouplemen dirección barra de acoplamiento		LENGTH [mm]: 1631	<b>27891</b> (Ref. 4103 6943)	

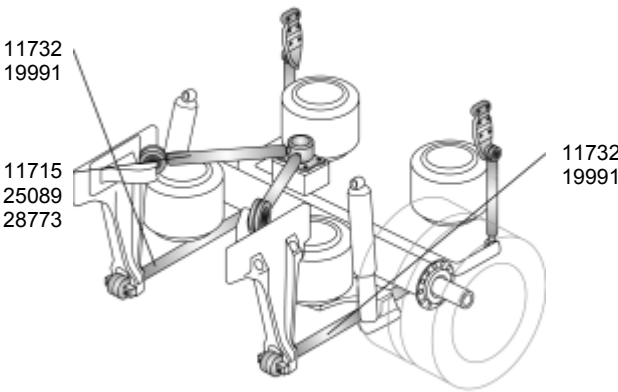





Fahrwerk Achsstrebe Chassis torque rod Châssis bielle de retenue Chasis tirante longitudinal	REAR AXLE	LENGTH [mm]: 594	<b>11732</b> (Ref. 9847 2466)	 rep. kit ball socket 11731
Fahrwerk Achsstrebe Chassis torque rod Châssis bielle de retenue Chasis tirante longitudinal	REAR AXLE	LENGTH [mm]: 610	<b>19991</b> (Ref. 4204 1107)	 rep. kit ball socket 11384
Fahrwerk Dreiecklenker Chassis triangular torque rod Châssis bras triangulaire Chasis tirante en V	REAR AXLE	LENGTH [mm]: 665	<b>11715</b> (Ref. 4104 2050)	 rep. kit ball socket 18472 rep. kit joint 21700
<b>EUROTECH MP</b>	<b>1993 -</b>	<b>MP 440 E 38 TZ</b>		






		LMI	Remarks
EUROTECH MP      1993   -      MP 440 E 38 TZ			
			

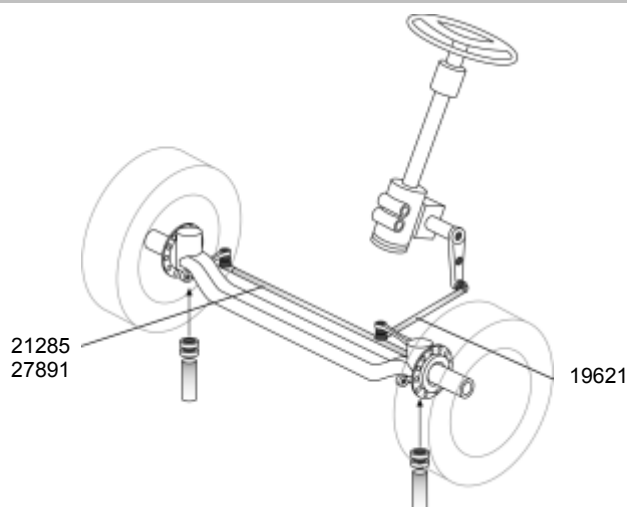





Lenkung Lenkstange steering steering drag link direction barre de direction dirección biela de la dirección	LENGTH [mm]: 953	<b>19621</b> (Ref. 4100 5463)	 Ball Joint RHT	19620
Lenkung Spurstange steering tie rod direction barre d'accouplemen dirección barra de acoplamiento	LENGTH [mm]: 1641	<b>21285</b> (Ref. 4100 5451)	 Ball Joint RHT  Ball Joint LHT	19620 18481



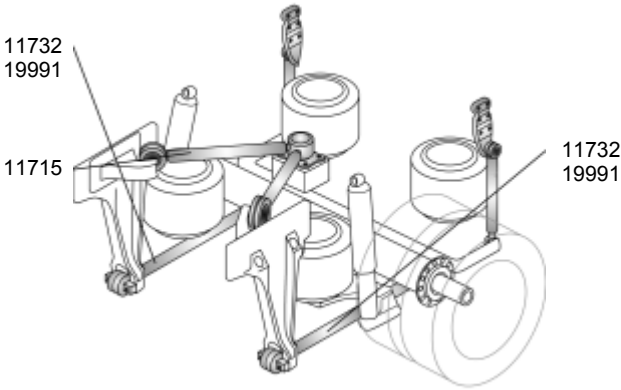
Fahrwerk Achsstrebe Chassis torque rod Châssis bielle de retenue Chasis tirante longitudinal	REAR AXLE	LENGTH [mm]: 594	<b>11732</b> (Ref. 9847 2466)	 rep. kit ball socket 11731
Fahrwerk Achsstrebe Chassis torque rod Châssis bielle de retenue Chasis tirante longitudinal	REAR AXLE	LENGTH [mm]: 610	<b>19991</b> (Ref. 4204 1107)	 rep. kit ball socket 11384
Fahrwerk Achsstrebe Chassis torque rod Châssis bielle de retenue Chasis tirante longitudinal	REAR AXLE; UPPER RIGHT	LENGTH [mm]: 455	<b>25089</b> (Ref. 4103 3731)	 rep. kit ball socket 11731




			LMI	Remarks
				
<b>EUROTECH MP</b>	<b>1993 -</b>	<b>MP 440 E 38 TZ</b>		
Fahrwerk Achsstrebe	REAR AXLE; UPPER LEFT	LENGTH [mm]: 455	<b>28773</b> (Ref. 4100 9961)	 rep. kit ball socket 11731
Chassis torque rod				
Châssis bielle de retenue				
Chassis tirante longitudinal				
Fahrwerk Dreiecklenker	REAR AXLE	LENGTH [mm]: 665	<b>11715</b> (Ref. 4104 2050)	 rep. kit ball socket 18472 rep. kit joint 21700
Chassis triangular torque rod				
Châssis bras triangulaire				
Chassis tirante en V				
<b>EUROTECH MP</b>	<b>1992 -</b>	<b>MP 440 E 42 T</b>		
				




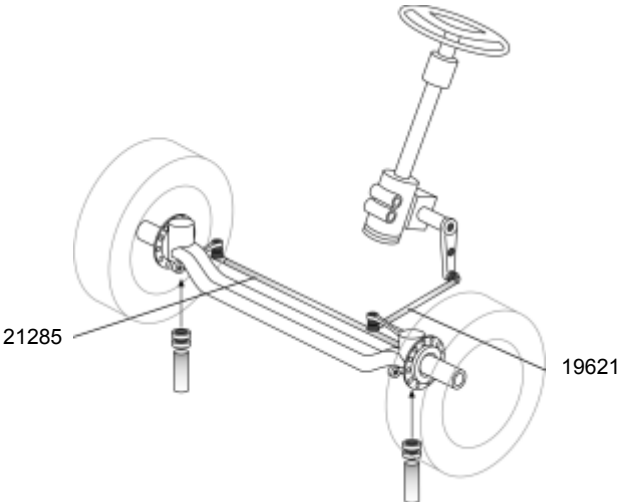
Lenkung Lenkstange	LENGTH [mm]: 953	<b>19621</b> (Ref. 4100 5463)	 Ball Joint RHT 19620
steering steering drag link			
direction barre de direction			
dirección biela de la dirección			
Lenkung Spurstange	LENGTH [mm]: 1641	<b>21285</b> (Ref. 4100 5451)	 Ball Joint RHT 19620 Ball Joint LHT 18481
steering tie rod			
direction barre d'accouplemen			
dirección barra de acoplamiento			
Lenkung Spurstange	LENGTH [mm]: 1631	<b>27891</b> (Ref. 4103 6943)	
steering tie rod			
direction barre d'accouplemen			
dirección barra de acoplamiento			


		LMI	Remarks
EUROTECH MP	1992 -	MP 440 E 42 T	
			








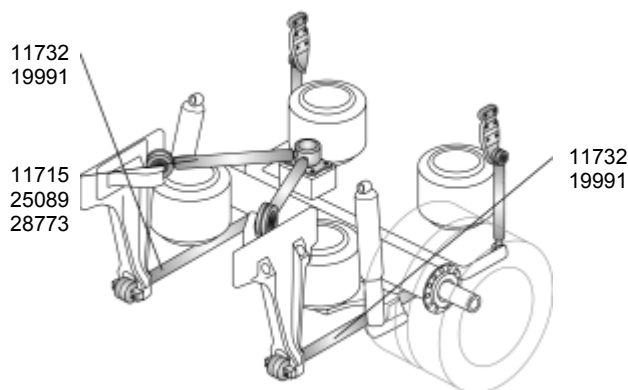
Fahrwerk Achsstrebe	REAR AXLE	LENGTH [mm]: 594	<b>11732</b> (Ref. 9847 2466)		rep. kit ball socket 11731
Chassis torque rod					
Châssis bielle de retenue					
Chasis tirante longitudinal					
Fahrwerk Achsstrebe	REAR AXLE	LENGTH [mm]: 610	<b>19991</b> (Ref. 4204 1107)		rep. kit ball socket 11384
Chassis torque rod					
Châssis bielle de retenue					
Chasis tirante longitudinal					
Fahrwerk Dreiecklenker	REAR AXLE	LENGTH [mm]: 665	<b>11715</b> (Ref. 4104 2050)		rep. kit ball socket 18472 rep. kit joint 21700
Chassis triangular torque rod					
Châssis bras triangulaire					
Chasis tirante en V					




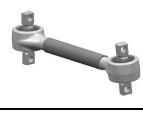


EUROTECH MP	1993 -	MP 440 E 42 TZ	
			






Lenkung Lenkstange	LENGTH [mm]: 953	<b>19621</b> (Ref. 4100 5463)		Ball Joint RHT 19620
steering steering drag link				
direction barre de direction				
dirección biela de la dirección				

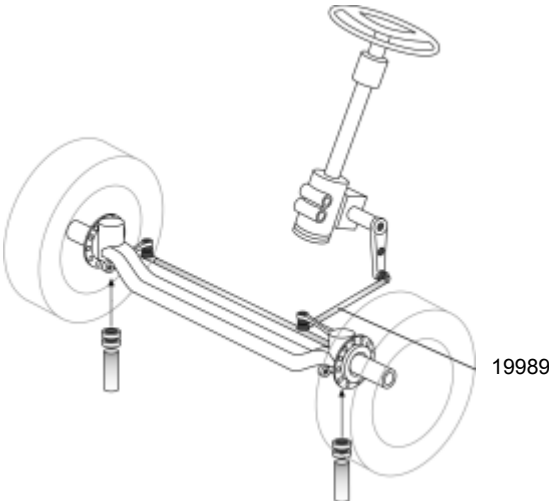
			LMI	Remarks
				
<b>EUROTECH MP</b>	<b>1993 -</b>	<b>MP 440 E 42 TZ</b>		
Lenkung Spurstange steering tie rod direction barre d'accouplement dirección barra de acoplamiento		LENGTH [mm]: 1641	<b>21285</b> (Ref. 4100 5451)	 Ball Joint RHT 19620  Ball Joint LHT 18481
				




Fahrwerk Achsstrebe Chassis torque rod Châssis bielle de retenue Chasis tirante longitudinal	REAR AXLE	LENGTH [mm]: 594	<b>11732</b> (Ref. 9847 2466)	 rep. kit ball socket 11731
Fahrwerk Achsstrebe Chassis torque rod Châssis bielle de retenue Chasis tirante longitudinal	REAR AXLE	LENGTH [mm]: 610	<b>19991</b> (Ref. 4204 1107)	 rep. kit ball socket 11384
Fahrwerk Achsstrebe Chassis torque rod Châssis bielle de retenue Chasis tirante longitudinal	REAR AXLE; UPPER RIGHT	LENGTH [mm]: 455	<b>25089</b> (Ref. 4103 3731)	 rep. kit ball socket 11731
Fahrwerk Achsstrebe Chassis torque rod Châssis bielle de retenue Chasis tirante longitudinal	REAR AXLE; UPPER LEFT	LENGTH [mm]: 455	<b>28773</b> (Ref. 4100 9961)	 rep. kit ball socket 11731
Fahrwerk Dreiecklenker Chassis triangular torque rod Châssis bras triangulaire Chasis tirante en V	REAR AXLE	LENGTH [mm]: 665	<b>11715</b> (Ref. 4104 2050)	 rep. kit ball socket 18472  rep. kit joint 21700
<b>EUROTECH MT</b>	<b>1992 - 1996</b>	<b>MT 180 E 24; MT 180 E 27; MT 180 E 30; MT 180 E 34</b>		

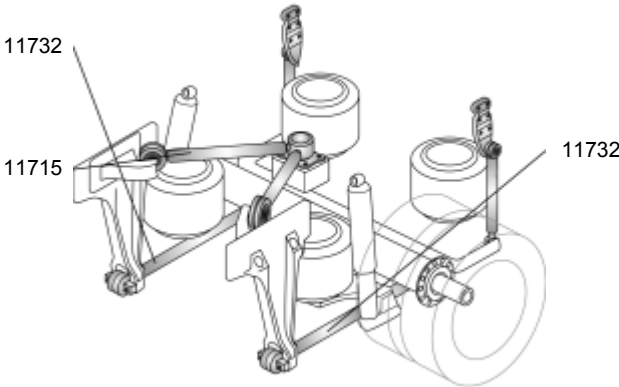




		LMI	Remarks
EUROTECH MT	1992 - 1996	MT 180 E 24; MT 180 E 27; MT 180 E 30; MT 180 E 34	
			






Lenkung	Lenkstange	LENGTH [mm]: 901	<b>19989</b> (Ref. 9844 6354)		Ball Joint RHT	19620
steering	steering drag link					
direction	barre de direction					
dirección	biela de la dirección					

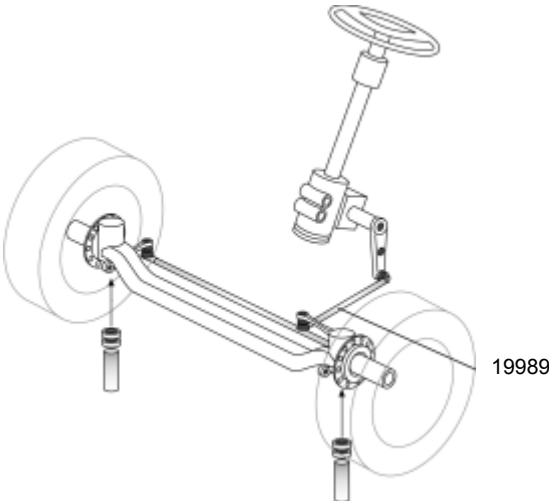
						
--	--	--	--	--	--	--




Fahrwerk Achsstrebe	REAR AXLE	LENGTH [mm]: 594	<b>11732</b> (Ref. 9847 2466)		rep. kit ball socket 11731
Chassis	torque rod				
Châssis	bielle de retenue				
Chasis	tirante longitudinal				
Fahrwerk Dreiecklenker	REAR AXLE	LENGTH [mm]: 665	<b>11715</b> (Ref. 4104 2050)		rep. kit ball socket 18472 rep. kit joint 21700
Chassis	triangular torque rod				
Châssis	bras triangulaire				
Chasis	tirante en V				

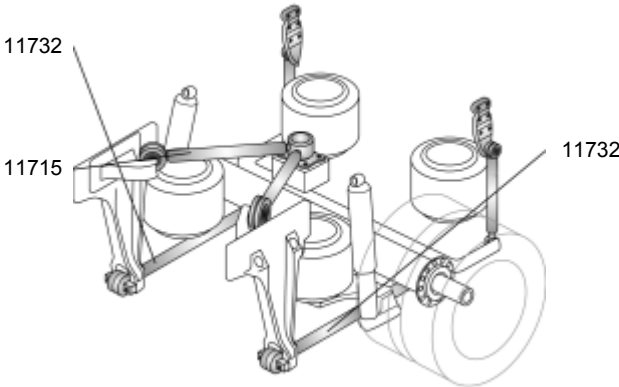
EUROTECH MT	1997 - 1998	MT 190 E 24; MT 190 E 27; MT 190 E 30				
-------------	-------------	---------------------------------------	--	--	--	--



		LMI	Remarks
EUROTECH MT	1997 - 1998	MT 190 E 24; MT 190 E 27; MT 190 E 30	
			






Lenkung	Lenkstange	LENGTH [mm]: 901	<b>19989</b>		Ball Joint RHT	19620
steering	steering drag link		(Ref. 9844 6354)			
direction	barre de direction					
dirección	biela de la dirección					

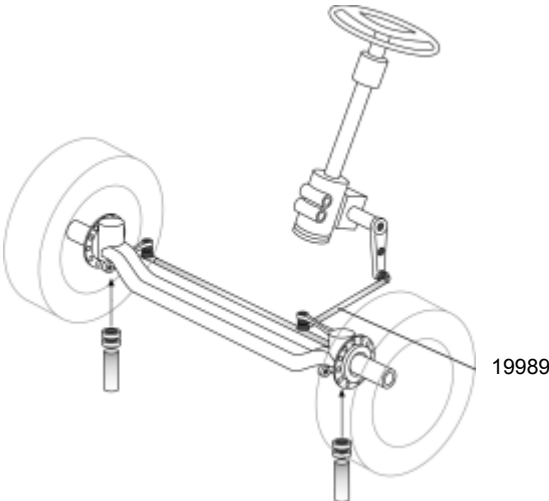
						
--	--	--	--	--	--	--




Fahrwerk Achsstrebe	REAR AXLE	LENGTH [mm]: 594	<b>11732</b>		rep. kit ball socket 11731
Chassis	torque rod		(Ref. 9847 2466)		
Châssis	bielle de retenue				
Chasis	tirante longitudinal				
Fahrwerk Dreiecklenker	REAR AXLE	LENGTH [mm]: 665	<b>11715</b>		rep. kit ball socket 18472
Chassis	triangular torque rod		(Ref. 4104 2050)		rep. kit joint 21700
Châssis	bras triangulaire				
Chasis	tirante en V				

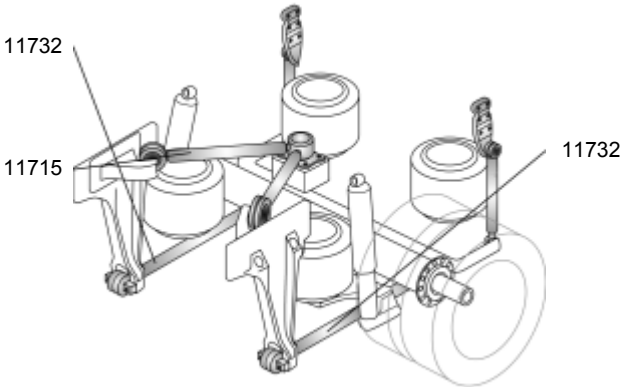
EUROTECH MT	1992 - 1998	MT 400 E 30; MT 400 E 34				
-------------	-------------	--------------------------	--	--	--	--



		LMI	Remarks
EUROTECH MT 1992 - 1998 MT 400 E 30; MT 400 E 34			
			






Lenkung Lenkstange	LENGTH [mm]: 901	<b>19989</b> (Ref. 9844 6354)	 Ball Joint RHT 19620
steering steering drag link			
direction barre de direction			
dirección biela de la dirección			

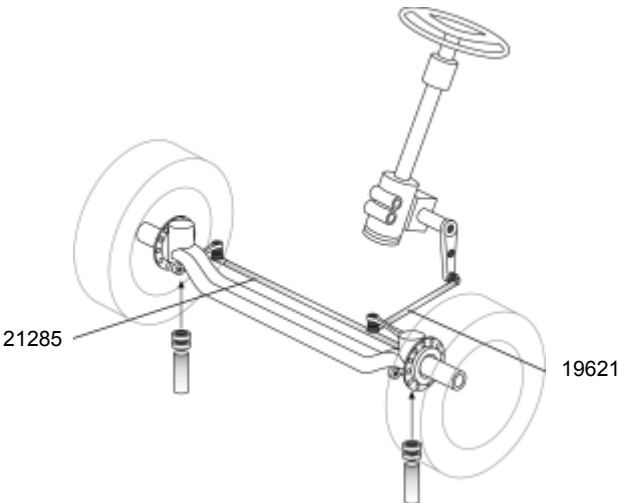
			
--	--	--	--







Fahrwerk Achsstrebe	REAR AXLE	LENGTH [mm]: 594	<b>11732</b> (Ref. 9847 2466)	 rep. kit ball socket 11731
Chassis torque rod				
Châssis bielle de retenue				
Chasis tirante longitudinal				
Fahrwerk Dreiecklenker	REAR AXLE	LENGTH [mm]: 665	<b>11715</b> (Ref. 4104 2050)	 rep. kit ball socket 18472 rep. kit joint 21700
Chassis triangular torque rod				
Châssis bras triangulaire				
Chasis tirante en V				

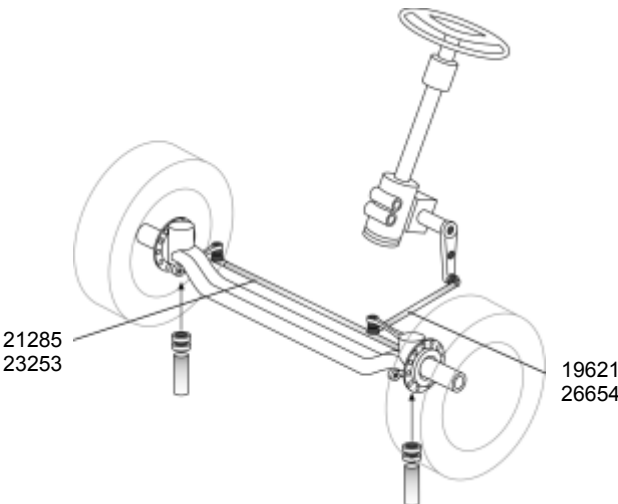
EUROTRAKKER 1993 - MP 190 E 30; MP 190 E 34			
---	--	--	--



			LMI	Remarks
EUOTRAKKER	1993	-	MP 190 E 30; MP 190 E 34	
				









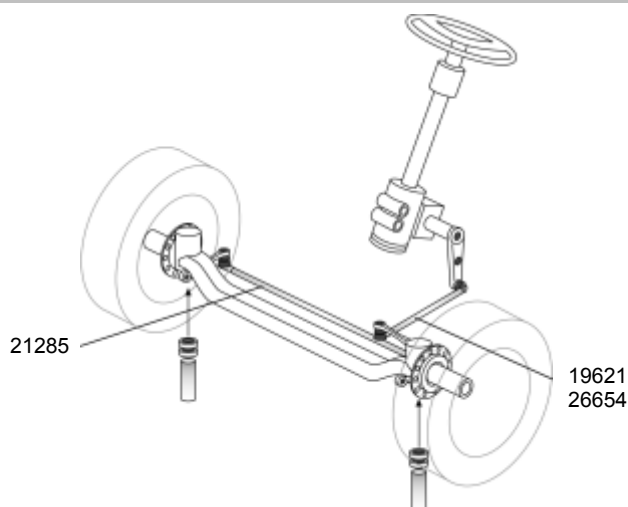
Lenkung Lenkstange	LENGTH [mm]: 953	<b>19621</b>		Ball Joint RHT	19620
steering steering drag link		(Ref. 4100 5463)			
direction barre de direction					
dirección biela de la dirección					
Lenkung Spurstange	LENGTH [mm]: 1641	<b>21285</b>		Ball Joint RHT	19620
steering tie rod		(Ref. 4100 5451)		Ball Joint LHT	18481
direction barre d'accouplemen					
dirección barra de acoplamiento					





EUOTRAKKER	1993	-	MP 190 E 37	
				






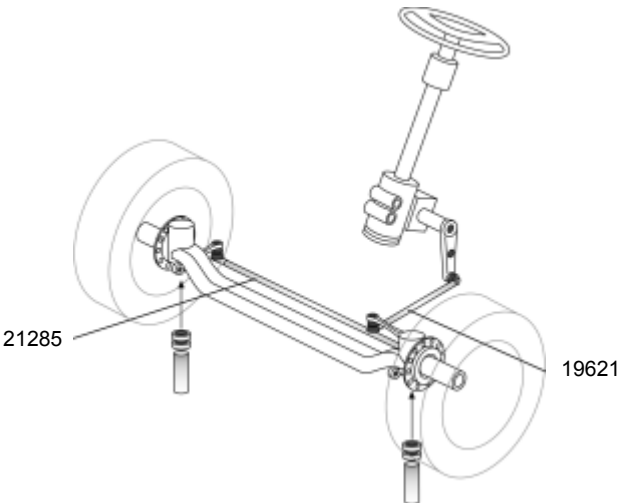
Lenkung Lenkstange	LENGTH [mm]: 953	<b>19621</b>		Ball Joint RHT	19620
steering steering drag link		(Ref. 4100 5463)			
direction barre de direction					
dirección biela de la dirección					
Lenkung Lenkstange	ONLY PIC NO.: K0EBK2B1 / K0EBK3B1 / K0EBK4B1 / K0ED12D1 / K0ED12J1 / K0ED13D1 / K0ED14D1	LENGTH [mm]: 959	<b>26654</b>		
steering steering drag link			(Ref. 4121 5165)		
direction barre de direction					
dirección biela de la dirección					



			LMI	Remarks
				
<b>EUROTRAKKER</b>	<b>1993 -</b>	<b>MP 190 E 37</b>		
Lenkung Spurstange steering tie rod direction barre d'accouplemen dirección barra de acoplamiento		LENGTH [mm]: 1641	<b>21285</b> (Ref. 4100 5451)	 Ball Joint RHT 19620  Ball Joint LHT 18481
Lenkung Spurstange steering tie rod direction barre d'accouplemen dirección barra de acoplamiento	ROFM: PIC KOEB12D8	LENGTH [mm]: 1361	<b>23253</b> (Ref. 4211 5540)	 Ball Joint RHT 19620
<b>EUROTRAKKER</b>	<b>1995 -</b>	<b>MP 190 E 42</b>		
				

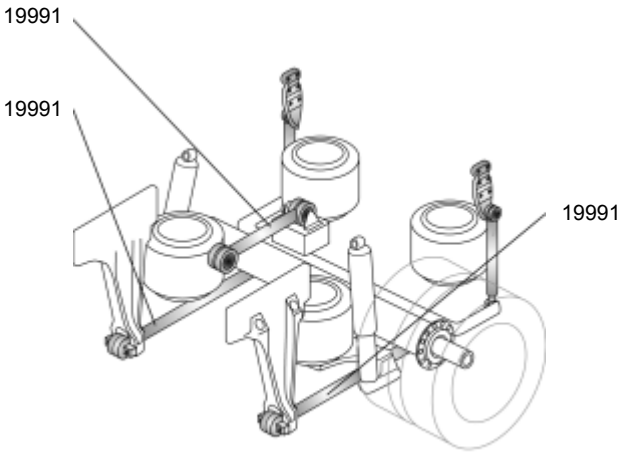



Lenkung Lenkstange steering steering drag link direction barre de direction dirección biela de la dirección		LENGTH [mm]: 953	<b>19621</b> (Ref. 4100 5463)	 Ball Joint RHT 19620
Lenkung Lenkstange steering steering drag link direction barre de direction dirección biela de la dirección	ONLY PIC NO.: K0FD12C1 / K0FD12D1 / K0FD12J1 / K0FD13D1	LENGTH [mm]: 959	<b>26654</b> (Ref. 4121 5165)	
Lenkung Spurstange steering tie rod direction barre d'accouplemen dirección barra de acoplamiento		LENGTH [mm]: 1641	<b>21285</b> (Ref. 4100 5451)	 Ball Joint RHT 19620  Ball Joint LHT 18481
<b>EUROTRAKKER</b>	<b>1993 -</b>	<b>MP 260 E 30; MP 260 E 34</b>		

			LMI	Remarks
EUROTRAKKER	1993	-	MP 260 E 30; MP 260 E 34	
				



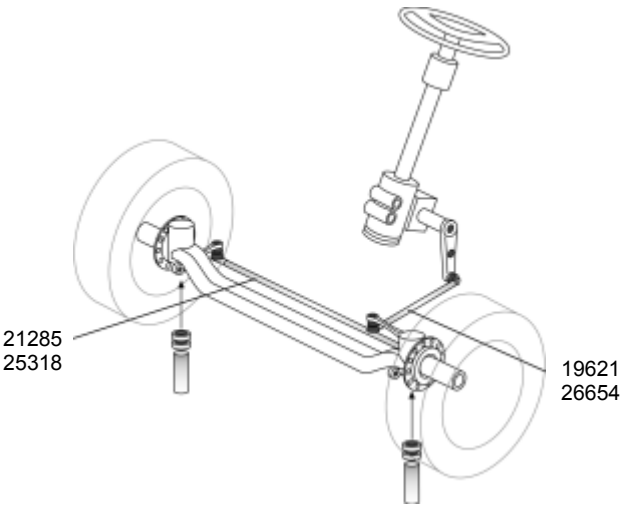
Lenkung Lenkstange	LENGTH [mm]: 953	<b>19621</b> (Ref. 4100 5463)	 Ball Joint RHT	19620
steering steering drag link				
direction barre de direction				
dirección biela de la dirección				
Lenkung Spurstange	LENGTH [mm]: 1641	<b>21285</b> (Ref. 4100 5451)	 Ball Joint RHT	19620
steering tie rod				
direction barre d'accouplemen			Ball Joint LHT	18481
dirección barra de acoplamiento				







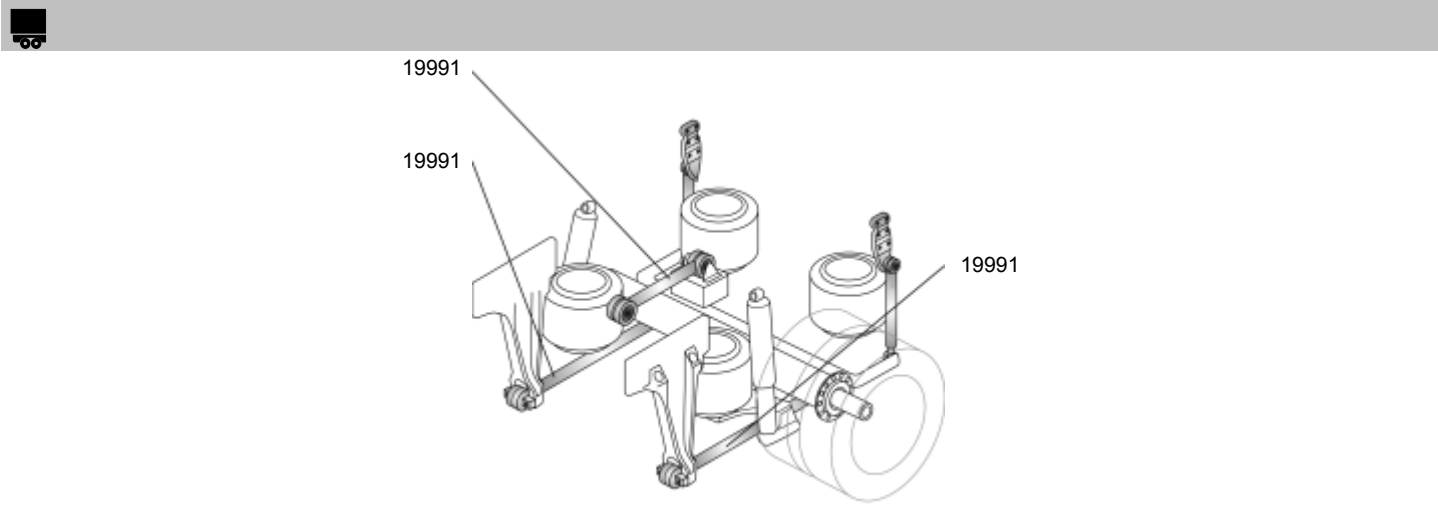
Fahrwerk Achsstrebe	REAR AXLE	LENGTH [mm]: 610	<b>19991</b> (Ref. 4204 1107)	 rep. kit ball socket 11384
Chassis torque rod				
Châssis bielle de retenue				
Chasis tirante longitudinal				


EUROTRAKKER	1993	-	MP 260 E 37	
-------------	------	---	-------------	--

		LMI	Remarks
EUROTRAKKER	1993 -	MP 260 E 37	
			

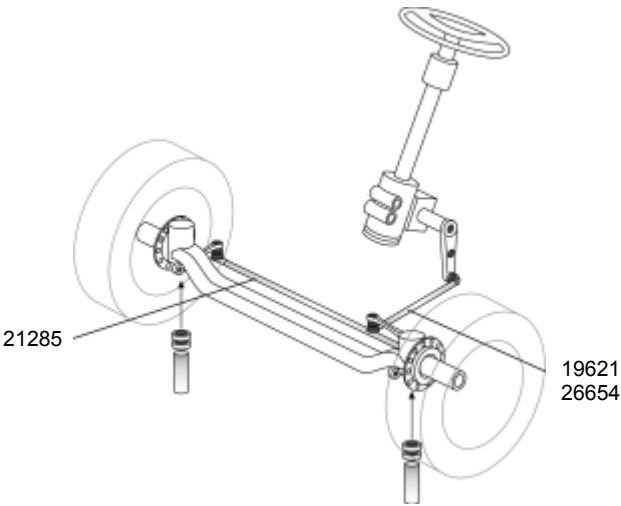





Lenkung	Lenkstange	ONLY PIC NO.: K1EB13B1 / K1ED13B1 / K1ED13E1 / K1ED14B1 / K1ED15B1 / K1ED16B1	LENGTH [mm]: 953	<b>19621</b> (Ref. 4100 5463)		Ball Joint RHT	19620
steering	steering drag link						
direction	barre de direction						
dirección	biela de la dirección						
Lenkung	Lenkstange	ONLY PIC NO.: K1EB13B1 / K1ED13B1 / K1ED13E1 / K1ED14B1 / K1ED15B1 / K1ED16B1	LENGTH [mm]: 959	<b>26654</b> (Ref. 4121 5165)			
steering	steering drag link						
direction	barre de direction						
dirección	biela de la dirección						
Lenkung	Spurstange		LENGTH [mm]: 1641	<b>21285</b> (Ref. 4100 5451)		Ball Joint RHT	19620
steering	tie rod					Ball Joint LHT	18481
direction	barre d'accouplemen						
dirección	barra de acoplamiento						
Lenkung	Spurstange	2ND FRONT AXLE	LENGTH [mm]: 1577	<b>25318</b> (Ref. 4100 5460)			
steering	tie rod						
direction	barre d'accouplemen						
dirección	barra de acoplamiento						

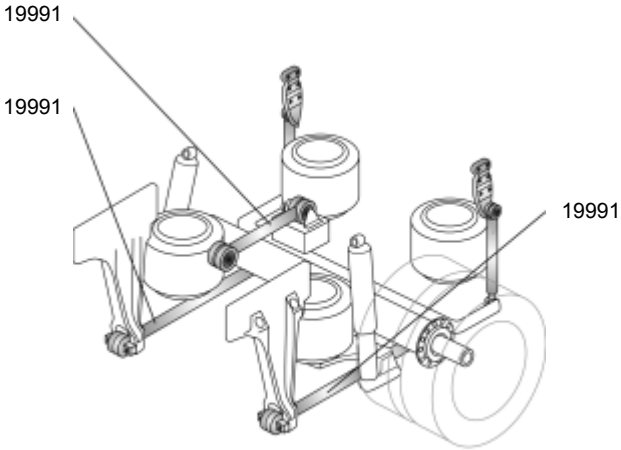



Fahrwerk	Achsstrebe	REAR AXLE	LENGTH [mm]: 610	<b>19991</b> (Ref. 4204 1107)		rep. kit ball socket 11384
Chassis	torque rod					
Châssis	bielle de retenue					
Chasis	tirante longitudinal					

		LMI	Remarks
EUROTRAKKER	1993 - MP 260 E 42		
			



Lenkung Lenkstange	LENGTH [mm]: 953	<b>19621</b> (Ref. 4100 5463)		Ball Joint RHT	19620
steering steering drag link					
direction barre de direction					
dirección biela de la dirección					
Lenkung Lenkstange	ONLY PIC NO.: K1FB13B1 / K1FD13B1 / K1FD13E1 / K1FD14B1	LENGTH [mm]: 959	<b>26654</b> (Ref. 4121 5165)		
steering steering drag link					
direction barre de direction					
dirección biela de la dirección					
Lenkung Spurstange	LENGTH [mm]: 1641	<b>21285</b> (Ref. 4100 5451)		Ball Joint RHT	19620
steering tie rod				Ball Joint LHT	18481
direction barre d'accouplemen					
dirección barra de acoplamiento					

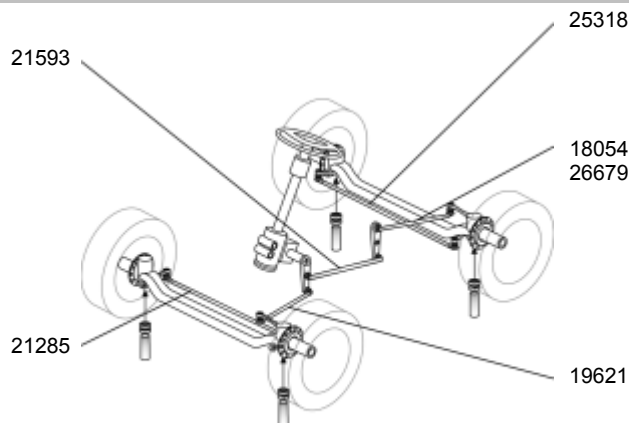








Fahrwerk Achsstrebe	REAR AXLE	LENGTH [mm]: 610	<b>19991</b> (Ref. 4204 1107)		rep. kit ball socket 11384
Chassis torque rod					
Châssis bielle de retenue					
Chasis tirante longitudinal					




EUROTRAKKER	1995 - MP 340 E 34; MP 340 E 37; MP 340 E 42				
-------------	--	--	--	--	--

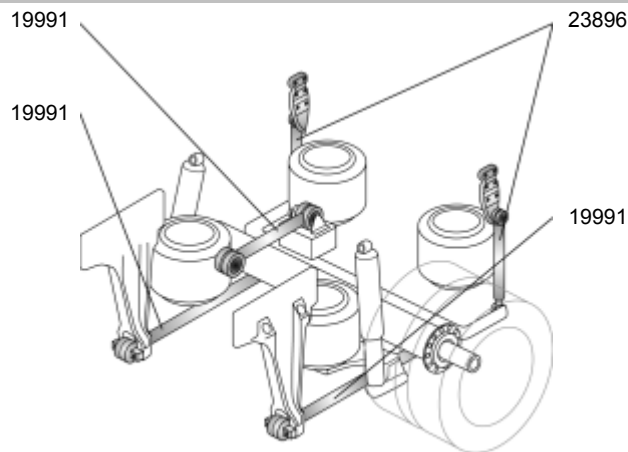




			LMI	Remarks
EUROTRAKKER	1995 -	MP 340 E 34; MP 340 E 37; MP 340 E 42		



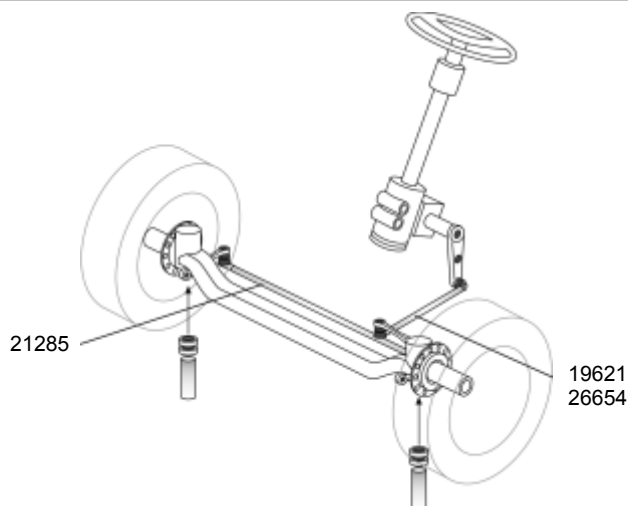
Lenkung	Lenkstange	FROM SHIFT LEVER TO 2ND FRONT AXLE	LENGTH [mm]: 698	<b>18054</b> (Ref. 4101 6964)		Ball Joint RHT	19620
steering	steering drag link						
direction	barre de direction						
dirección	biela de la dirección						
Lenkung	Lenkstange	FROM PITMAN ARM TO 1ST FRONT AXLE	LENGTH [mm]: 953	<b>19621</b> (Ref. 4100 5463)		Ball Joint RHT	19620
steering	steering drag link						
direction	barre de direction						
dirección	biela de la dirección						
Lenkung	Lenkstange	FROM PITMAN ARM TO SHIFT LEVER	LENGTH [mm]: 1590	<b>21593</b> (Ref. 816 6702)			
steering	steering drag link						
direction	barre de direction						
dirección	biela de la dirección						
Lenkung	Lenkstange	FROM SHIFT LEVER TO 2ND FRONT AXLE	LENGTH [mm]: 887	<b>26679</b> (Ref. 4102 8269)			
steering	steering drag link						
direction	barre de direction						
dirección	biela de la dirección						
Lenkung	Spurstange		LENGTH [mm]: 1641	<b>21285</b> (Ref. 4100 5451)		Ball Joint RHT Ball Joint LHT	19620 18481
steering	tie rod						
direction	barre d'accouplemen						
dirección	barra de acoplamiento						
Lenkung	Spurstange	2ND FRONT AXLE	LENGTH [mm]: 1577	<b>25318</b> (Ref. 4100 5460)			
steering	tie rod						
direction	barre d'accouplemen						
dirección	barra de acoplamiento						

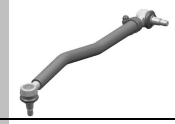

			LMI	Remarks
				
EUROTRAKKER	1995 -	MP 340 E 34; MP 340 E 37; MP 340 E 42		
				






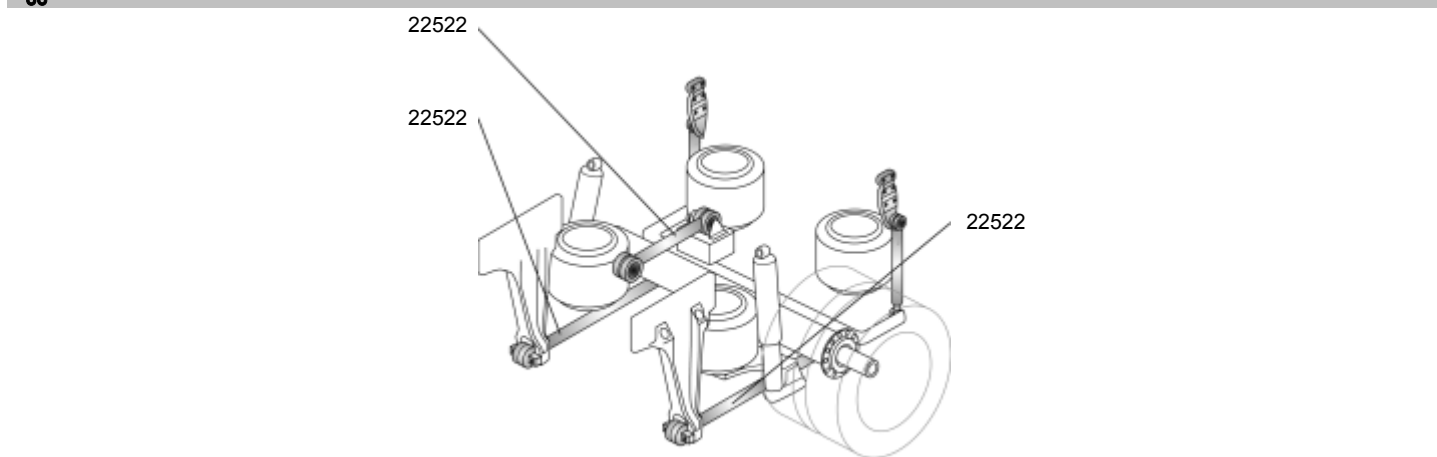
Fahrwerk Achsstrebe	REAR AXLE	LENGTH [mm]: 610	<b>19991</b> (Ref. 4204 1107)	 rep. kit ball socket 11384
Chassis torque rod				
Châssis bielle de retenue				
Chassis tirante longitudinal				
Fahrwerk Stabilisatorstange		LENGTH [mm]: 285	<b>23896</b> (Ref. 4210 3096)	
Chassis stabilizer rod				
Châssis barre stabilisatrice				
Chasis tirante estabilizador				


EUROTRAKKER	1993 -	MP 380 E 31 H		
				



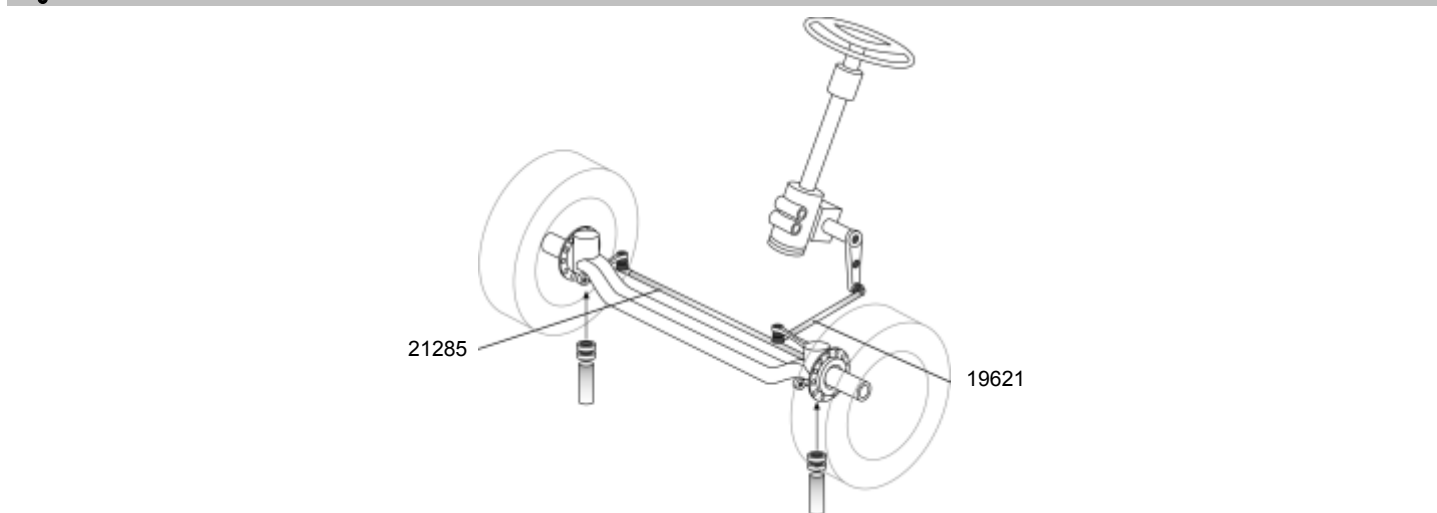
Lenkung Lenkstange		LENGTH [mm]: 953	<b>19621</b> (Ref. 4100 5463)	 Ball Joint RHT 19620
steering steering drag link				
direction barre de direction				
dirección biela de la dirección				
Lenkung Lenkstange	ONLY PIC NO.: K3DB13C5 / K3DB14C5	LENGTH [mm]: 959	<b>26654</b> (Ref. 4121 5165)	
steering steering drag link				
direction barre de direction				
dirección biela de la dirección				


		LMI	Remarks
<b>EUROTRAKKER</b>	<b>1993 -</b>	<b>MP 380 E 31 H</b>	
Lenkung Spurstange steering tie rod direction barre d'accouplemen dirección barra de acoplamiento		LENGTH [mm]: 1641 <b>21285</b> (Ref. 4100 5451)	 Ball Joint RHT 19620 Ball Joint LHT 18481





Fahrwerk Achsstrebe Chassis torque rod Châssis bielle de retenue Chasis tirante longitudinal	REAR AXLE	LENGTH [mm]: 610 <b>22522</b> (Ref. 4206 5332)	 rep. kit ball socket 11385
---	-----------	--	--

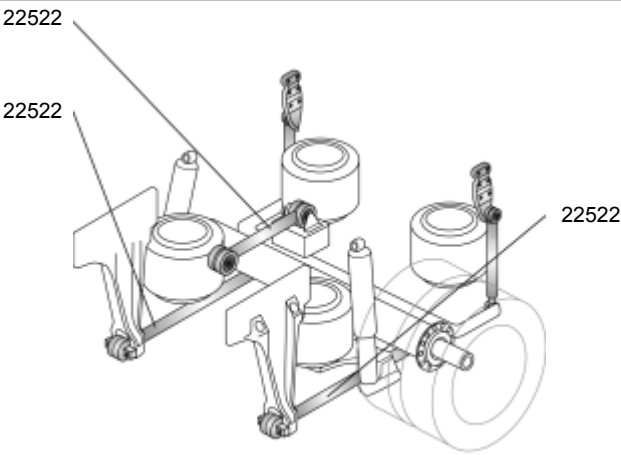
<b>EUROTRAKKER</b>	<b>1993 -</b>	<b>MP 380 E 34 H</b>	
--------------------	---------------	----------------------	--



Lenkung Lenkstange steering steering drag link direction barre de direction dirección biela de la dirección		LENGTH [mm]: 953 <b>19621</b> (Ref. 4100 5463)	 Ball Joint RHT 19620
--	--	--	--

Lenkung Spurstange steering tie rod direction barre d'accouplemen dirección barra de acoplamiento		LENGTH [mm]: 1641 <b>21285</b> (Ref. 4100 5451)	 Ball Joint RHT 19620 Ball Joint LHT 18481
--	--	---	--

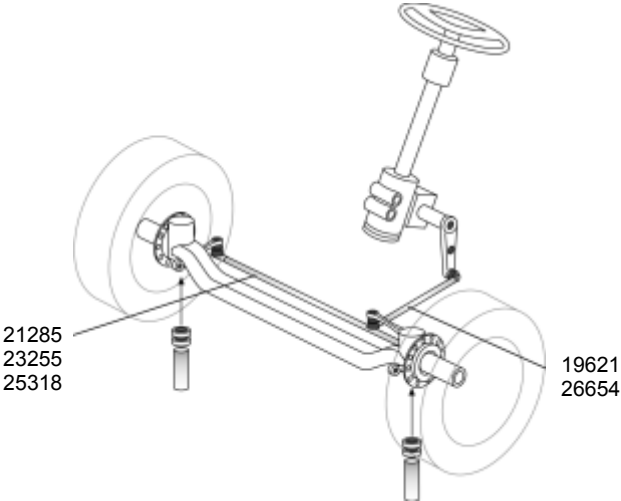
			LMI	Remarks
EUROTRAKKER	1993	-	MP 380 E 34 H	
				



Fahrwerk Achsstrebe	REAR AXLE	LENGTH [mm]: 610	<b>22522</b>	
Chassis torque rod			(Ref. 4206 5332)	
Châssis bielle de retenue				rep. kit ball socket 11385
Chasis tirante longitudinal				







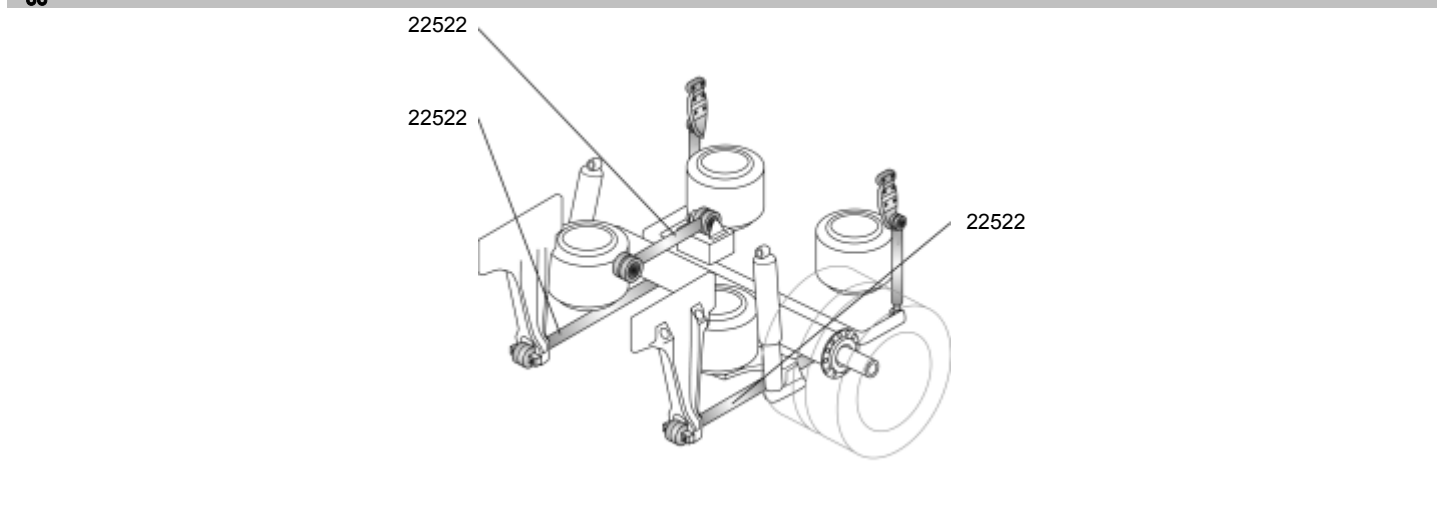
EUROTRAKKER	1994	-	MP 380 E 37	
				




Lenkung Lenkstange		LENGTH [mm]: 953	<b>19621</b>		
steering steering drag link			(Ref. 4100 5463)		
direction barre de direction					
dirección biela de la dirección					
Lenkung Lenkstange	ONLY PIC NO.: K3EB14B5 / K3EB14D5 / K3EB14DE / K3EB14G5 / K3EB14J5	LENGTH [mm]: 959	<b>26654</b>		
steering steering drag link			(Ref. 4121 5165)		
direction barre de direction					
dirección biela de la dirección					
Lenkung Spurstange		LENGTH [mm]: 1641	<b>21285</b>		
steering tie rod			(Ref. 4100 5451)		
direction barre d'accouplemen				Ball Joint RHT	19620
dirección barra de acoplamiento				Ball Joint LHT	18481

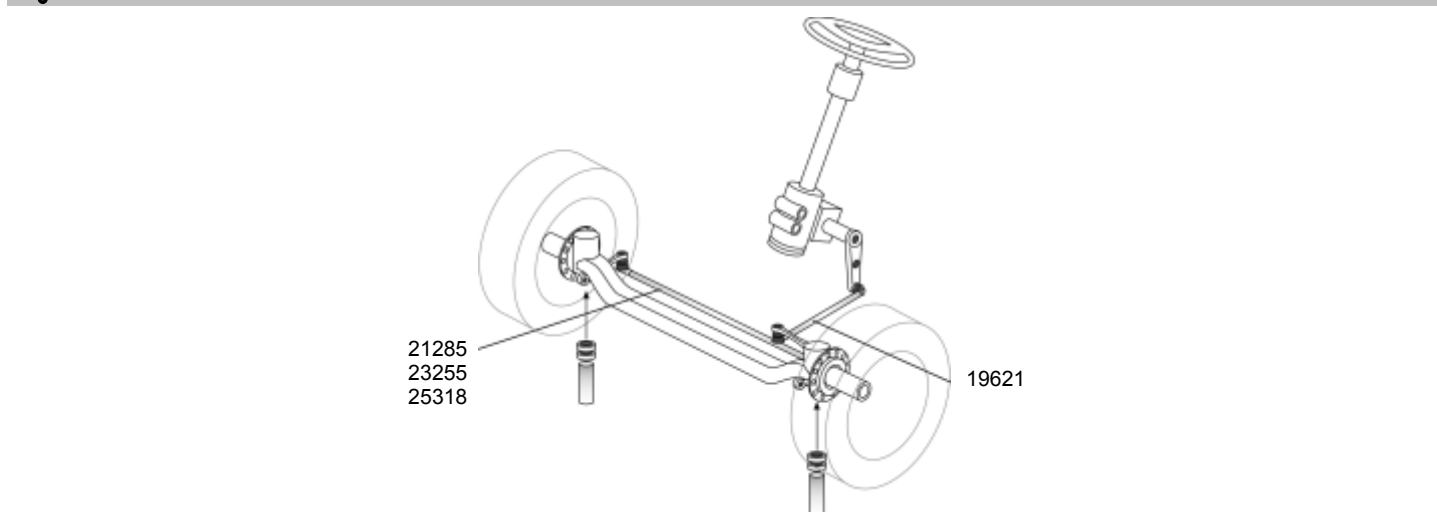



		LMI	Remarks
<b>EUROTRAKKER</b>	<b>1994 -</b>	<b>MP 380 E 37</b>	
Lenkung Spurstange steering tie rod direction barre d'accouplemen dirección barra de acoplamiento	LENGTH [mm]: 1485	<b>23255</b> (Ref. 4211 8694)	 Ball Joint RHT 19620 Ball Joint LHT 18481
Lenkung Spurstange steering tie rod direction barre d'accouplemen dirección barra de acoplamiento	LENGTH [mm]: 1577	<b>25318</b> (Ref. 4100 5460)	








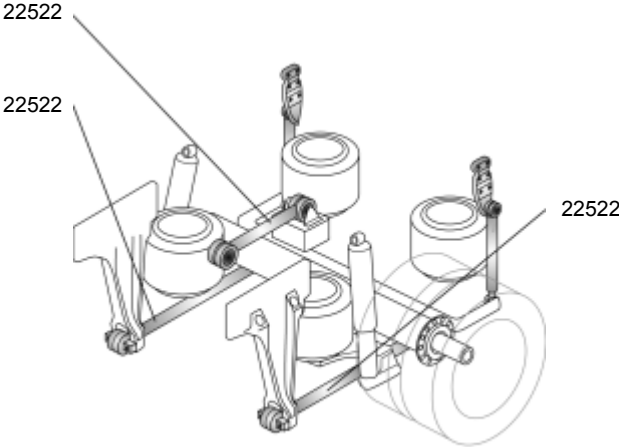
Fahrwerk Achsstrebe Chassis torque rod Châssis bielle de retenue Chasis tirante longitudinal	REAR AXLE	LENGTH [mm]: 610	<b>22522</b> (Ref. 4206 5332)	 rep. kit ball socket 11385
---	-----------	------------------	----------------------------------	--


<b>EUROTRAKKER</b>	<b>1993 -</b>	<b>MP 380 E 42</b>	
--------------------	---------------	--------------------	--

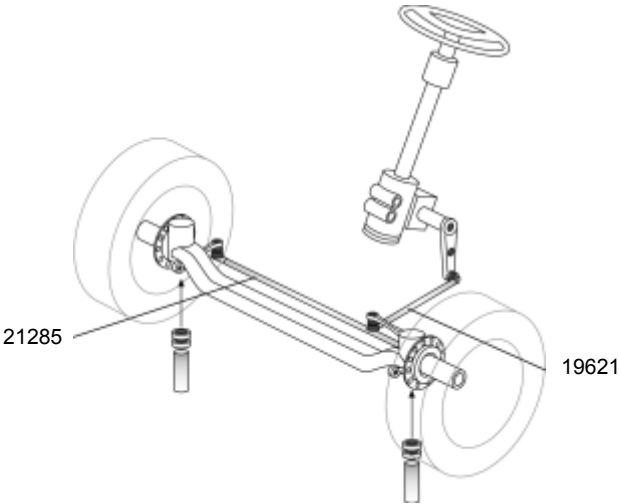







Lenkung Lenkstange steering steering drag link direction barre de direction dirección biela de la dirección	LENGTH [mm]: 953	<b>19621</b> (Ref. 4100 5463)	 Ball Joint RHT 19620
--	------------------	----------------------------------	--

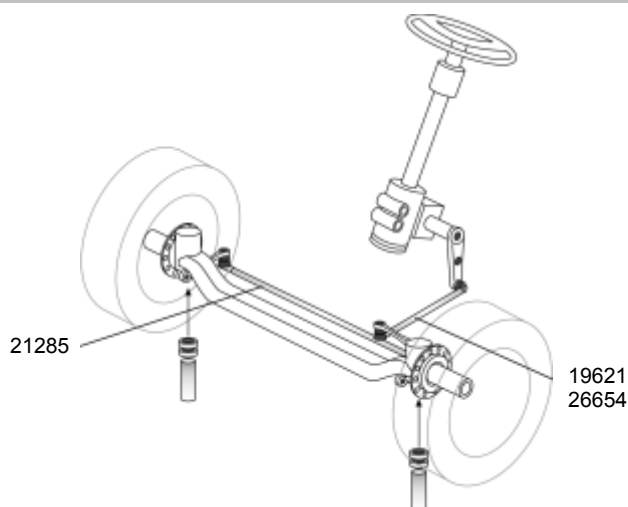
			LMI	Remarks
EUROTRAKKER	1993	-	MP 380 E 42	
Lenkung Spurstange		LENGTH [mm]: 1641	<b>21285</b>	 Ball Joint RHT 19620
steering tie rod			(Ref. 4100 5451)	Ball Joint LHT 18481
direction barre d'accouplemen				
dirección barra de acoplamiento				
Lenkung Spurstange		LENGTH [mm]: 1485	<b>23255</b>	 Ball Joint RHT 19620
steering tie rod			(Ref. 4211 8694)	Ball Joint LHT 18481
direction barre d'accouplemen				
dirección barra de acoplamiento				
Lenkung Spurstange		LENGTH [mm]: 1577	<b>25318</b>	
steering tie rod			(Ref. 4100 5460)	
direction barre d'accouplemen				
dirección barra de acoplamiento				







Fahrwerk Achsstrebe	REAR AXLE	LENGTH [mm]: 610	<b>22522</b>	 rep. kit ball socket 11385
Chassis torque rod			(Ref. 4206 5332)	
Châssis bielle de retenue				
Chasis tirante longitudinal				
EUROTRAKKER	1993	-	MP 400 E 34	

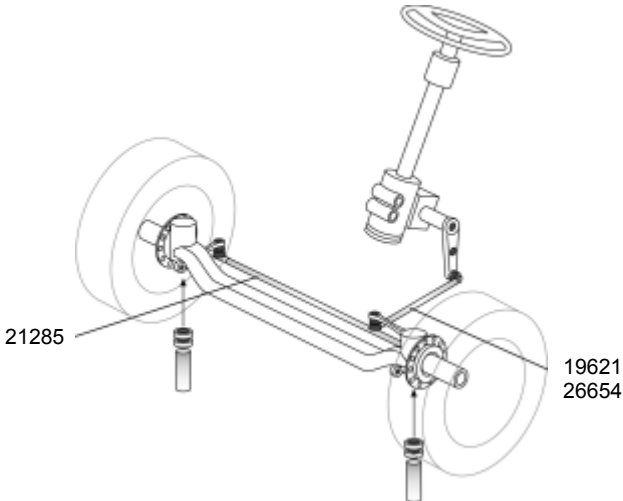





			LMI	Remarks
<b>EUROTRAKKER 1993 - MP 400 E 34</b>				
Lenkung Lenkstange		LENGTH [mm]: 953	<b>19621</b> (Ref. 4100 5463)	 Ball Joint RHT 19620
steering steering drag link				
direction barre de direction				
dirección biela de la dirección				
Lenkung Spurstange		LENGTH [mm]: 1641	<b>21285</b> (Ref. 4100 5451)	 Ball Joint RHT 19620
steering tie rod				Ball Joint LHT 18481
direction barre d'accouplemen				
dirección barra de acoplamiento				
<b>EUROTRAKKER 1993 - MP 400 E 37</b>				
				




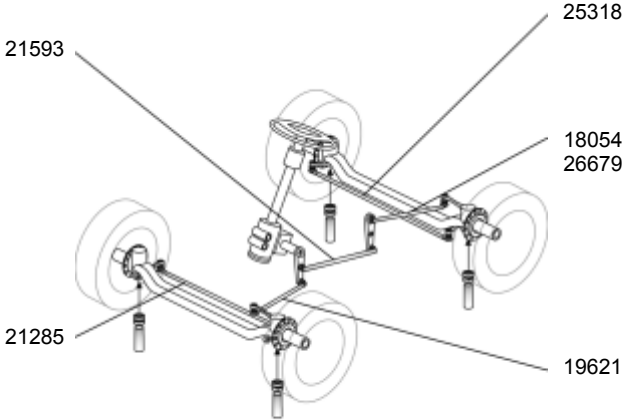
Lenkung Lenkstange		LENGTH [mm]: 953	<b>19621</b> (Ref. 4100 5463)	 Ball Joint RHT 19620
steering steering drag link				
direction barre de direction				
dirección biela de la dirección				
Lenkung Lenkstange	ONLY PIC NO.: K0ED22D1	LENGTH [mm]: 959	<b>26654</b> (Ref. 4121 5165)	
steering steering drag link				
direction barre de direction				
dirección biela de la dirección				
Lenkung Spurstange		LENGTH [mm]: 1641	<b>21285</b> (Ref. 4100 5451)	 Ball Joint RHT 19620
steering tie rod				Ball Joint LHT 18481
direction barre d'accouplemen				
dirección barra de acoplamiento				
<b>EUROTRAKKER 1993 - MP 400 E 42</b>				


			LMI	Remarks
EUROTRAKKER	1993 -	MP 400 E 42		
				










Lenkung	Lenkstange		LENGTH [mm]: 953	<b>19621</b> (Ref. 4100 5463)		Ball Joint RHT	19620
steering	steering drag link						
direction	barre de direction						
dirección	biela de la dirección						
Lenkung	Lenkstange	ONLY PIC NO.: K0FD22D1	LENGTH [mm]: 959	<b>26654</b> (Ref. 4121 5165)			
steering	steering drag link						
direction	barre de direction						
dirección	biela de la dirección						
Lenkung	Spurstange		LENGTH [mm]: 1641	<b>21285</b> (Ref. 4100 5451)		Ball Joint RHT	19620
steering	tie rod						
direction	barre d'accouplemen					Ball Joint LHT	18481
dirección	barra de acoplamiento						

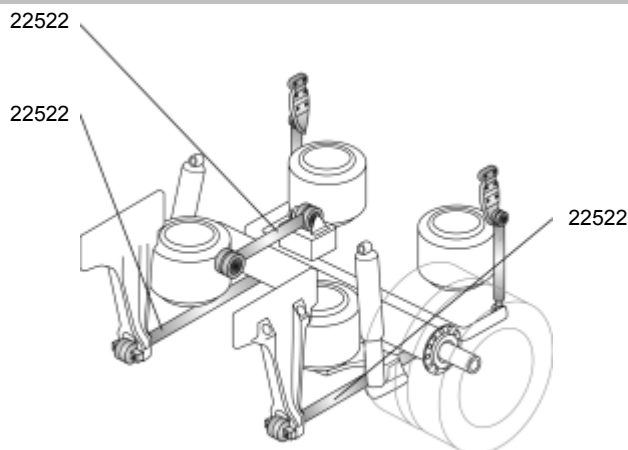
EUROTRAKKER	1994 -	MP 410 E 37 H		
				




Lenkung	Lenkstange	FROM SHIFT LEVER TO 2ND FRONT AXLE	LENGTH [mm]: 698	<b>18054</b> (Ref. 4101 6964)		Ball Joint RHT	19620
steering	steering drag link						
direction	barre de direction						
dirección	biela de la dirección						

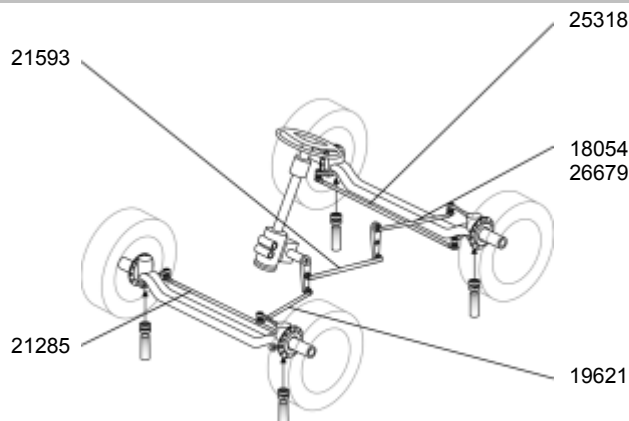








				LMI	Remarks
					
<b>EUROTRAKKER</b>	<b>1994 -</b>	<b>MP 410 E 37 H</b>			
Lenkung Lenkstange	FROM PITMAN ARM TO 1ST FRONT AXLE	LENGTH [mm]: 953	<b>19621</b> (Ref. 4100 5463)		Ball Joint RHT 19620
steering steering drag link					
direction barre de direction					
dirección biela de la dirección					
Lenkung Lenkstange	FROM PITMAN ARM TO SHIFT LEVER	LENGTH [mm]: 1590	<b>21593</b> (Ref. 816 6702)		
steering steering drag link					
direction barre de direction					
dirección biela de la dirección					
Lenkung Lenkstange	FROM SHIFT LEVER TO 2ND FRONT AXLE	LENGTH [mm]: 887	<b>26679</b> (Ref. 4102 8269)		
steering steering drag link					
direction barre de direction					
dirección biela de la dirección					
Lenkung Spurstange		LENGTH [mm]: 1641	<b>21285</b> (Ref. 4100 5451)		Ball Joint RHT 19620 Ball Joint LHT 18481
steering tie rod					
direction barre d'accouplemen					
dirección barra de acoplamiento					
Lenkung Spurstange	2ND FRONT AXLE	LENGTH [mm]: 1577	<b>25318</b> (Ref. 4100 5460)		
steering tie rod					
direction barre d'accouplemen					
dirección barra de acoplamiento					



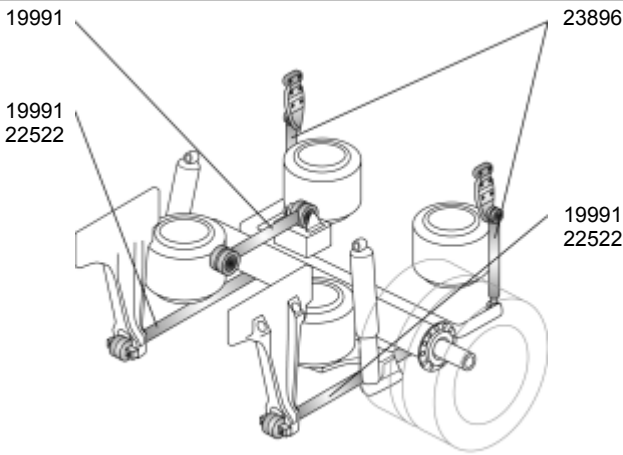
Fahrwerk Achsstrebe	REAR AXLE	LENGTH [mm]: 610	<b>22522</b> (Ref. 4206 5332)		rep. kit ball socket 11385
Chassis torque rod					
Châssis bielle de retenue					
Chasis tirante longitudinal					
<b>EUROTRAKKER</b>	<b>1994 -</b>	<b>MP 410 E 42 H</b>			




			LMI	Remarks
EUROTRAKKER	1994 -	MP 410 E 42 H		




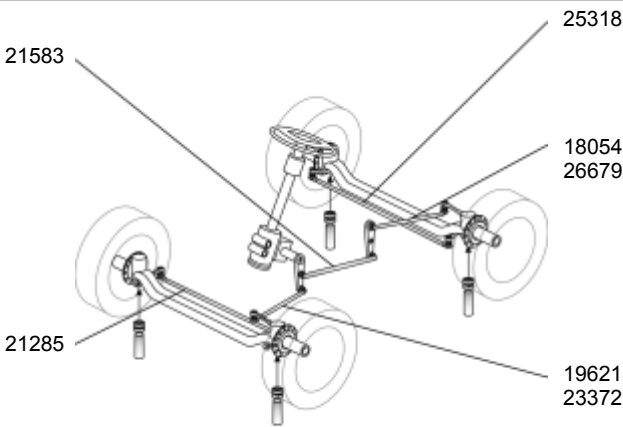
Lenkung	Lenkstange	FROM SHIFT LEVER TO 2ND FRONT AXLE	LENGTH [mm]: 698	<b>18054</b> (Ref. 4101 6964)		Ball Joint RHT	19620
steering	steering drag link						
direction	barre de direction						
dirección	biela de la dirección						
Lenkung	Lenkstange	FROM PITMAN ARM TO 1ST FRONT AXLE	LENGTH [mm]: 953	<b>19621</b> (Ref. 4100 5463)		Ball Joint RHT	19620
steering	steering drag link						
direction	barre de direction						
dirección	biela de la dirección						
Lenkung	Lenkstange	FROM PITMAN ARM TO SHIFT LEVER	LENGTH [mm]: 1590	<b>21593</b> (Ref. 816 6702)			
steering	steering drag link						
direction	barre de direction						
dirección	biela de la dirección						
Lenkung	Lenkstange	FROM SHIFT LEVER TO 2ND FRONT AXLE	LENGTH [mm]: 887	<b>26679</b> (Ref. 4102 8269)			
steering	steering drag link						
direction	barre de direction						
dirección	biela de la dirección						
Lenkung	Spurstange		LENGTH [mm]: 1641	<b>21285</b> (Ref. 4100 5451)		Ball Joint RHT Ball Joint LHT	19620 18481
steering	tie rod						
direction	barre d'accouplemen						
dirección	barra de acoplamiento						
Lenkung	Spurstange	2ND FRONT AXLE	LENGTH [mm]: 1577	<b>25318</b> (Ref. 4100 5460)			
steering	tie rod						
direction	barre d'accouplemen						
dirección	barra de acoplamiento						


			LMI	Remarks
EUROTRAKKER	1994	-	MP 410 E 42 H	
				











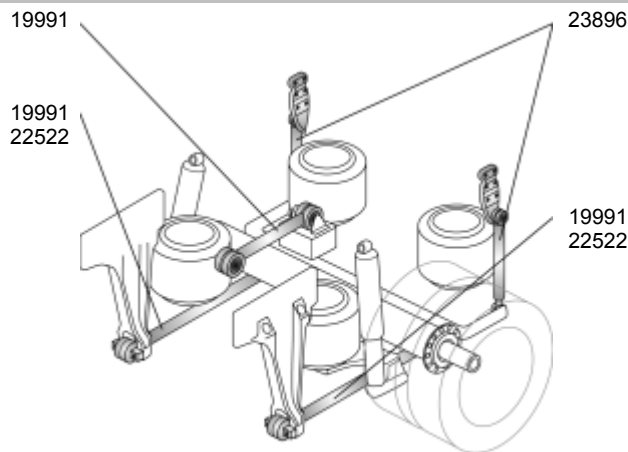
Fahrwerk Achsstrebe	REAR AXLE	LENGTH [mm]: 610	<b>19991</b> (Ref. 4204 1107)	 rep. kit ball socket 11384
Chassis torque rod				
Châssis bielle de retenue				
Chasis tirante longitudinal				
Fahrwerk Achsstrebe	REAR AXLE	LENGTH [mm]: 610	<b>22522</b> (Ref. 4206 5332)	 rep. kit ball socket 11385
Chassis torque rod				
Châssis bielle de retenue				
Chasis tirante longitudinal				
Fahrwerk Stabilisatorstange		LENGTH [mm]: 285	<b>23896</b> (Ref. 4210 3096)	
Chassis stabilizer rod				
Châssis barre stabilisatrice				
Chasis tirante estabilizador				




EUROTRAKKER	1997	-	MP 410 E 42 W	
				



Lenkung Lenkstange	FROM SHIFT LEVER TO 2ND FRONT AXLE	LENGTH [mm]: 698	<b>18054</b> (Ref. 4101 6964)	 Ball Joint RHT 19620
steering steering drag link				
direction barre de direction				
dirección biela de la dirección				

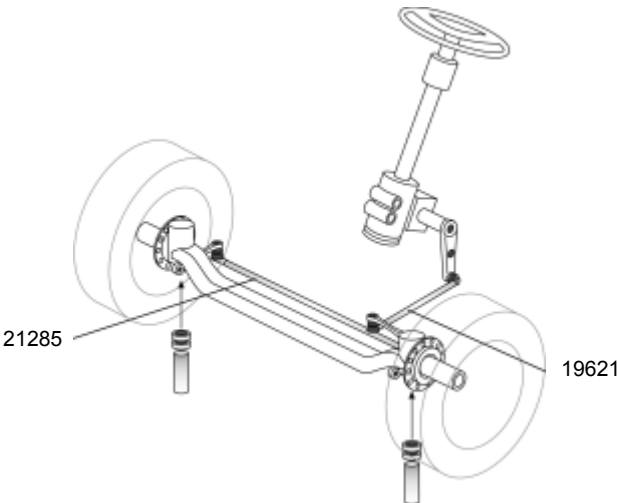
				LMI	Remarks
					
<b>EUROTRAKKER</b>	<b>1997 -</b>	<b>MP 410 E 42 W</b>			
Lenkung Lenkstange steering steering drag link direction barre de direction dirección biela de la dirección	FROM PITMAN ARM TO 1ST FRONT AXLE	LENGTH [mm]: 953	<b>19621</b> (Ref. 4100 5463)		Ball Joint RHT 19620
Lenkung Lenkstange steering steering drag link direction barre de direction dirección biela de la dirección	FROM PITMAN ARM TO SHIFT LEVER	LENGTH [mm]: 1590	<b>21593</b> (Ref. 816 6702)		
Lenkung Lenkstange steering steering drag link direction barre de direction dirección biela de la dirección	FROM PITMAN ARM TO 1ST FRONT AXLE	LENGTH [mm]: 952	<b>23372</b> (Ref. 4100 6093)		Ball Joint RHT 19620
Lenkung Lenkstange steering steering drag link direction barre de direction dirección biela de la dirección	FROM SHIFT LEVER TO 2ND FRONT AXLE	LENGTH [mm]: 887	<b>26679</b> (Ref. 4102 8269)		
Lenkung Spurstange steering tie rod direction barre d'accouplemen dirección barra de acoplamiento		LENGTH [mm]: 1641	<b>21285</b> (Ref. 4100 5451)		Ball Joint RHT 19620 Ball Joint LHT 18481
Lenkung Spurstange steering tie rod direction barre d'accouplemen dirección barra de acoplamiento	2ND FRONT AXLE	LENGTH [mm]: 1577	<b>25318</b> (Ref. 4100 5460)		






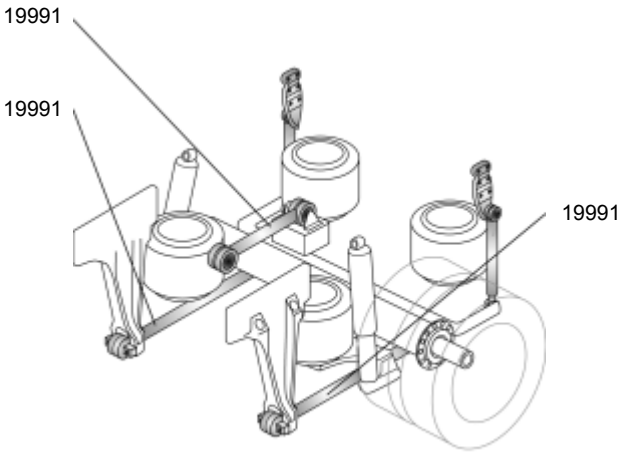
Fahrwerk Achsstrebe Chassis torque rod Châssis bielle de retenue Chasis tirante longitudinal	REAR AXLE	LENGTH [mm]: 610	<b>19991</b> (Ref. 4204 1107)		rep. kit ball socket 11384
Fahrwerk Achsstrebe Chassis torque rod Châssis bielle de retenue Chasis tirante longitudinal	REAR AXLE	LENGTH [mm]: 610	<b>22522</b> (Ref. 4206 5332)		rep. kit ball socket 11385
Fahrwerk Stabilisatorstange Chassis stabilizer rod Châssis barre stabilisatrice Chasis tirante estabilizador		LENGTH [mm]: 285	<b>23896</b> (Ref. 4210 3096)		


<b>EUROTRAKKER</b>	<b>1994 -</b>	<b>MP 440 E 34 HT</b>			
--------------------	---------------	-----------------------	--	--	--

		LMI	Remarks
EUROTRAKKER	1994 -	MP 440 E 34 HT	
			



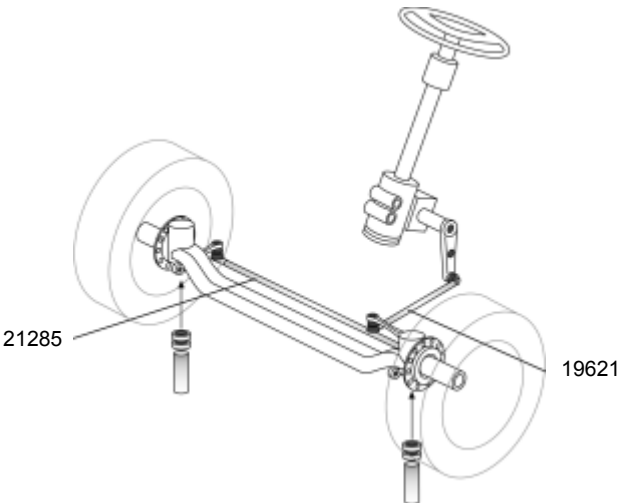
Lenkung Lenkstange	LENGTH [mm]: 953	<b>19621</b> (Ref. 4100 5463)	 Ball Joint RHT	19620
steering steering drag link				
direction barre de direction				
dirección biela de la dirección				
Lenkung Spurstange	LENGTH [mm]: 1641	<b>21285</b> (Ref. 4100 5451)	 Ball Joint RHT	19620
steering tie rod			 Ball Joint LHT	18481
direction barre d'accouplemen				
dirección barra de acoplamiento				






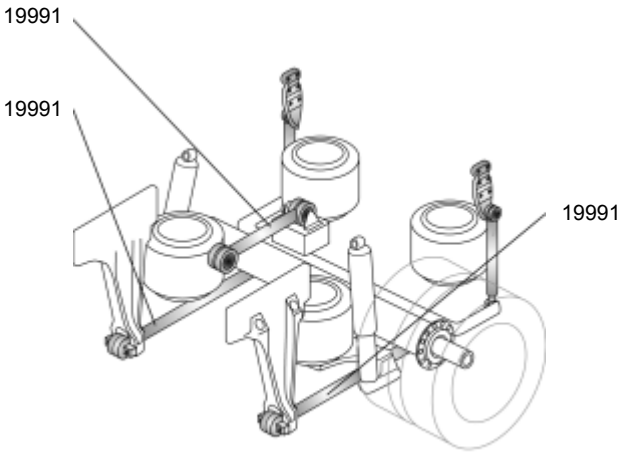
Fahrwerk Achsstrebe	REAR AXLE	LENGTH [mm]: 610	<b>19991</b> (Ref. 4204 1107)	 rep. kit ball socket 11384
Chassis torque rod				
Châssis bielle de retenue				
Chasis tirante longitudinal				


EUROTRAKKER	1993 -	MP 440 E 37 HT	
-------------	--------	----------------	--

			LMI	Remarks
EUROTRAKKER	1993	-	MP 440 E 37 HT	
				



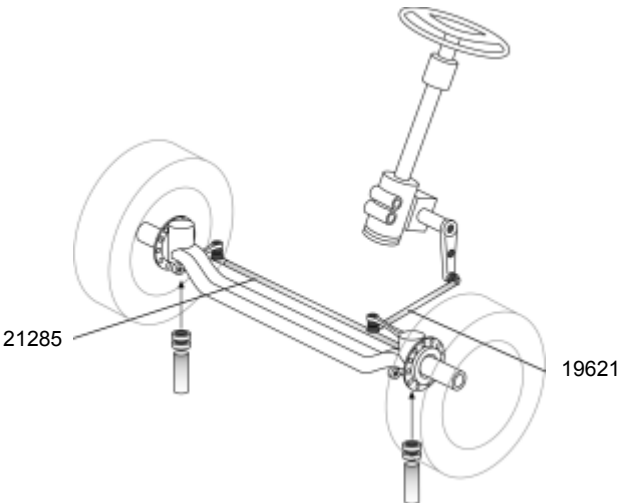
Lenkung Lenkstange	LENGTH [mm]: 953	<b>19621</b> (Ref. 4100 5463)	 Ball Joint RHT	19620
steering steering drag link				
direction barre de direction				
dirección biela de la dirección				
Lenkung Spurstange	LENGTH [mm]: 1641	<b>21285</b> (Ref. 4100 5451)	 Ball Joint RHT	19620
steering tie rod			 Ball Joint LHT	18481
direction barre d'accouplemen				
dirección barra de acoplamiento				





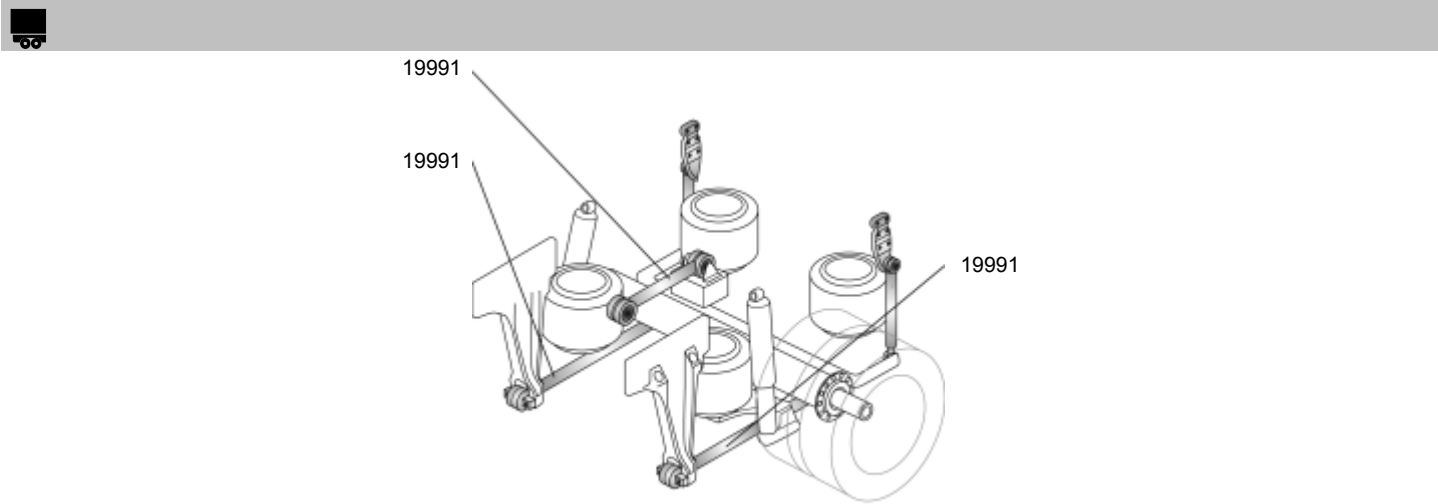
Fahrwerk Achsstrebe	REAR AXLE	LENGTH [mm]: 610	<b>19991</b> (Ref. 4204 1107)	 rep. kit ball socket 11384
Chassis torque rod				
Châssis bielle de retenue				
Chasis tirante longitudinal				


EUROTRAKKER	1997	-	MP 440 E 42 HT	
-------------	------	---	----------------	--

			LMI	Remarks
EUROTRAKKER	1997	-	MP 440 E 42 HT	
				



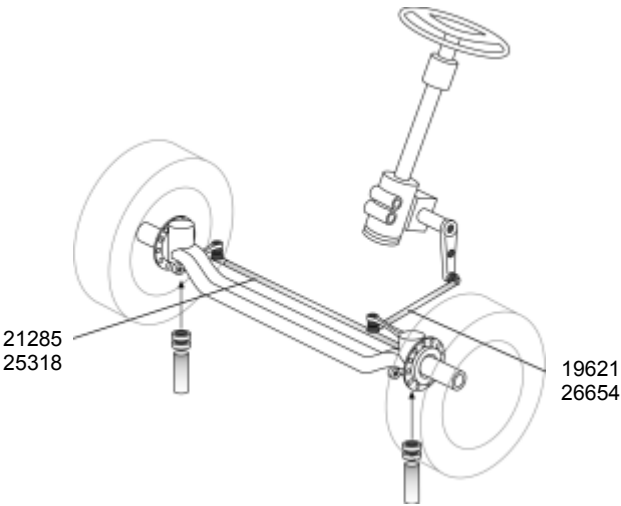
Lenkung Lenkstange	LENGTH [mm]: 953	<b>19621</b> (Ref. 4100 5463)		Ball Joint RHT	19620
steering steering drag link					
direction barre de direction					
dirección biela de la dirección					
Lenkung Spurstange	LENGTH [mm]: 1641	<b>21285</b> (Ref. 4100 5451)		Ball Joint RHT	19620
steering tie rod				Ball Joint LHT	18481
direction barre d'accouplemen					
dirección barra de acoplamiento					







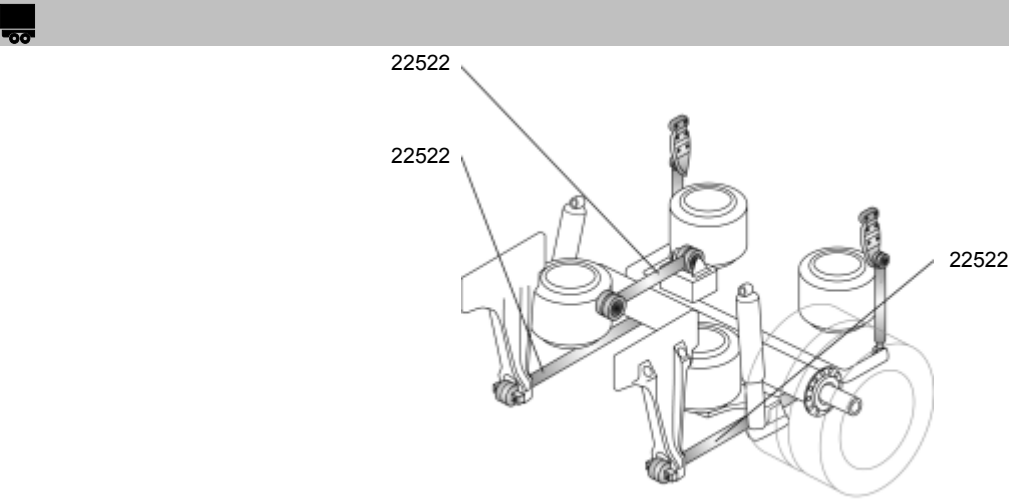
Fahrwerk Achsstrebe	REAR AXLE	LENGTH [mm]: 610	<b>19991</b> (Ref. 4204 1107)		rep. kit ball socket 11384
Chassis torque rod					
Châssis bielle de retenue					
Chasis tirante longitudinal					


EUROTRAKKER	1994	-	MP 720 E 37	
-------------	------	---	-------------	--

			LMI	Remarks
EUROTRAKKER	1994 -	MP 720 E 37		
				



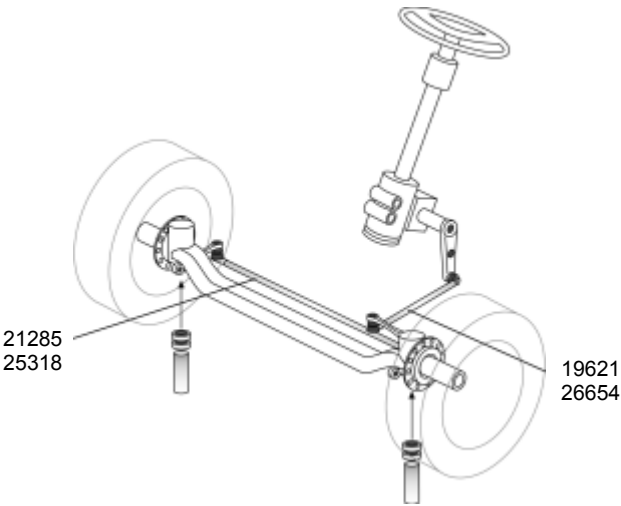
Lenkung	Lenkstange		LENGTH [mm]: 953	<b>19621</b> (Ref. 4100 5463)		Ball Joint RHT	19620
steering	steering drag link						
direction	barre de direction						
dirección	biela de la dirección						
Lenkung	Lenkstange	ONLY PIC NO.: K3EB24D5 / K3EB24F5 / K3EB24J5 / K3EBH4C2	LENGTH [mm]: 959	<b>26654</b> (Ref. 4121 5165)			
steering	steering drag link						
direction	barre de direction						
dirección	biela de la dirección						
Lenkung	Spurstange		LENGTH [mm]: 1641	<b>21285</b> (Ref. 4100 5451)		Ball Joint RHT	19620
steering	tie rod					Ball Joint LHT	18481
direction	barre d'accouplemen						
dirección	barra de acoplamiento						
Lenkung	Spurstange		LENGTH [mm]: 1577	<b>25318</b> (Ref. 4100 5460)			
steering	tie rod						
direction	barre d'accouplemen						
dirección	barra de acoplamiento						







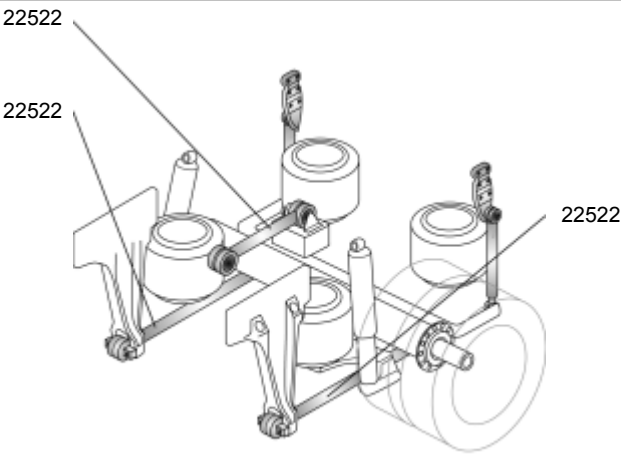
Fahrwerk	Achsstrebe	REAR AXLE	LENGTH [mm]: 610	<b>22522</b> (Ref. 4206 5332)		rep. kit ball socket 11385
Chassis	torque rod					
Châssis	bielle de retenue					
Chasis	tirante longitudinal					





			LMI	Remarks
EUROTRAKKER	1994 -	MP 720 E 42		
				

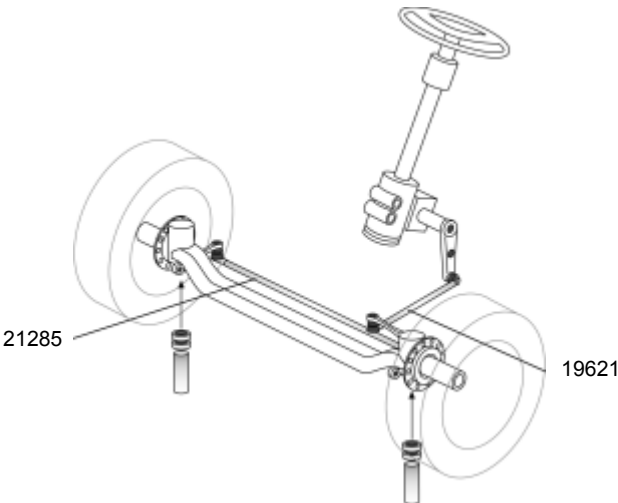





Lenkung Lenkstange		LENGTH [mm]: 953	<b>19621</b> (Ref. 4100 5463)		Ball Joint RHT	19620
steering steering drag link						
direction barre de direction						
dirección biela de la dirección						
Lenkung Lenkstange	ONLY PIC NO.: K3FBH3B1	LENGTH [mm]: 959	<b>26654</b> (Ref. 4121 5165)			
steering steering drag link						
direction barre de direction						
dirección biela de la dirección						
Lenkung Spurstange		LENGTH [mm]: 1641	<b>21285</b> (Ref. 4100 5451)		Ball Joint RHT	19620
steering tie rod					Ball Joint LHT	18481
direction barre d'accouplemen						
dirección barra de acoplamiento						
Lenkung Spurstange		LENGTH [mm]: 1577	<b>25318</b> (Ref. 4100 5460)			
steering tie rod						
direction barre d'accouplemen						
dirección barra de acoplamiento						

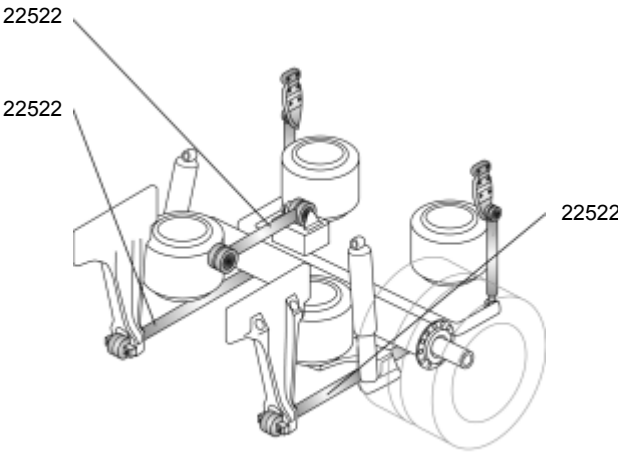



Fahrwerk Achsstrebe	REAR AXLE	LENGTH [mm]: 610	<b>22522</b> (Ref. 4206 5332)		rep. kit ball socket 11385
Chassis torque rod					
Châssis bielle de retenue					
Chasis tirante longitudinal					

		LMI	Remarks
EUROTRAKKER	1998 -	MP 720 E 47	
			




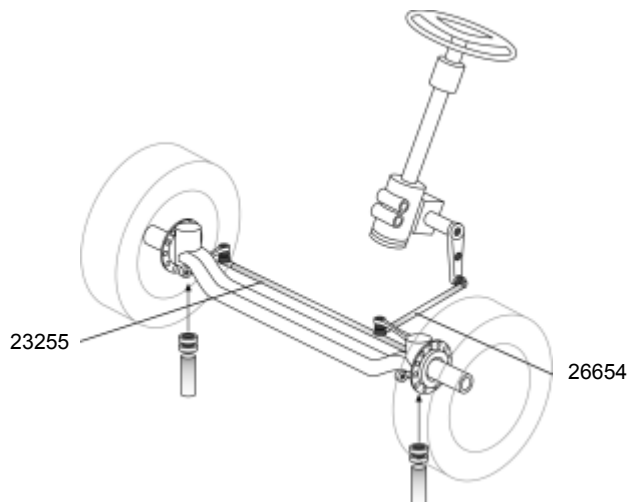
Lenkung Lenkstange	LENGTH [mm]: 953	<b>19621</b> (Ref. 4100 5463)	 Ball Joint RHT	19620
steering steering drag link				
direction barre de direction				
dirección biela de la dirección				
Lenkung Spurstange	LENGTH [mm]: 1641	<b>21285</b> (Ref. 4100 5451)	 Ball Joint RHT	19620
steering tie rod			 Ball Joint LHT	18481
direction barre d'accouplemen				
dirección barra de acoplamiento				





Fahrwerk Achsstrebe	REAR AXLE	LENGTH [mm]: 610	<b>22522</b> (Ref. 4206 5332)	 rep. kit ball socket 11385
Chassis torque rod				
Châssis bielle de retenue				
Chasis tirante longitudinal				

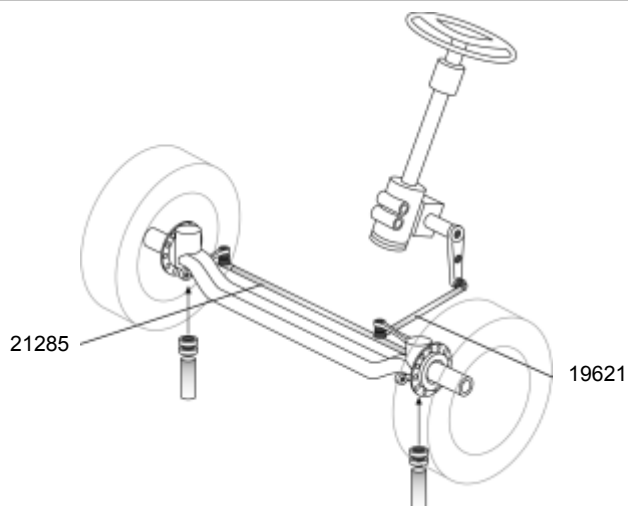
EUROTRAKKER	2001 -	180 E 24	CURSOR
-------------	--------	----------	--------



			LMI	Remarks
EUROTRAKKER CURSOR	2001 -	180 E 24		
				



Lenkung Lenkstange	LENGTH [mm]: 959	<b>26654</b> (Ref. 4121 5165)		
steering steering drag link				
direction barre de direction				
dirección biela de la dirección				
Lenkung Spurstange	LENGTH [mm]: 1485	<b>23255</b> (Ref. 4211 8694)		Ball Joint RHT 19620 Ball Joint LHT 18481
steering tie rod				
direction barre d'accouplemen				
dirección barra de acoplamiento				

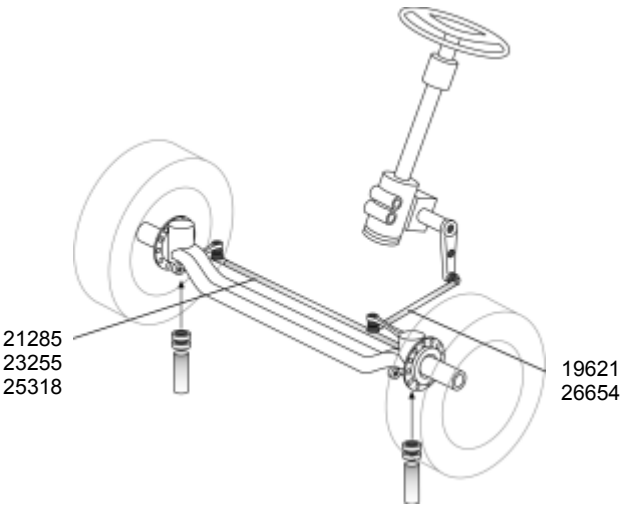
EUROTRAKKER CURSOR	2001 -	190 E 24; 190 E 27		
				








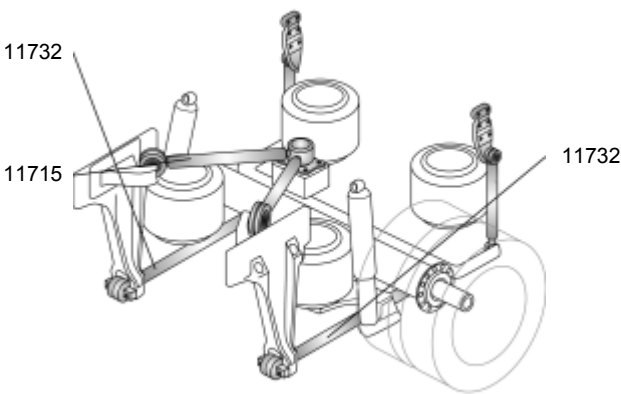
Lenkung Lenkstange	LENGTH [mm]: 953	<b>19621</b> (Ref. 4100 5463)		Ball Joint RHT 19620
steering steering drag link				
direction barre de direction				
dirección biela de la dirección				
Lenkung Spurstange	LENGTH [mm]: 1641	<b>21285</b> (Ref. 4100 5451)		Ball Joint RHT 19620 Ball Joint LHT 18481
steering tie rod				
direction barre d'accouplemen				
dirección barra de acoplamiento				






EUROTRAKKER CURSOR	2001 -	190 E 31		
--------------------	--------	----------	--	--

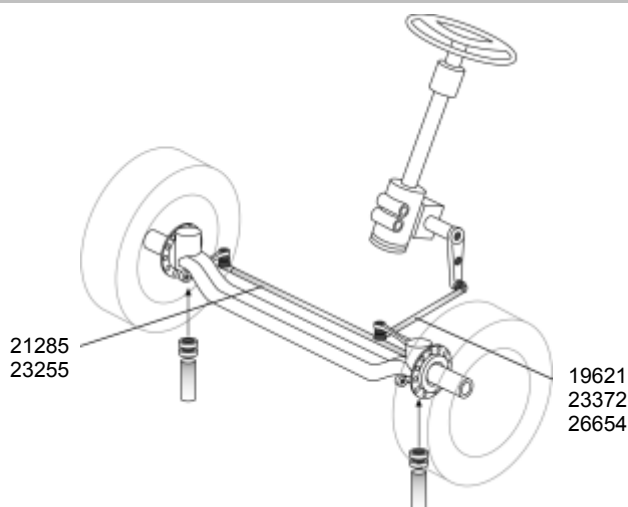
			LMI	Remarks
EUROTRAKKER CURSOR	2001 -	190 E 31		
				



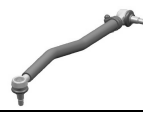




Lenkung	Lenkstange		LENGTH [mm]: 953	<b>19621</b> (Ref. 4100 5463)		Ball Joint RHT	19620
steering	steering drag link						
direction	barre de direction						
dirección	biela de la dirección						
Lenkung	Lenkstange	ONLY PIC NO.: K0PB12A1 / K0PB12A3 / K0PB12A5	LENGTH [mm]: 959	<b>26654</b> (Ref. 4121 5165)			
steering	steering drag link	/ K0PB12B1 / K0PB12C1 / K0PB12G3 / K0PB12K3 /					
direction	barre de direction	K0PB13A3 / K0PB13A5 / K0PB13B1 / K0PB13C1 /					
dirección	biela de la dirección	K0PB13G3 / K0PB13K3 / K0PB14A1 / K0PB14A3 /					
		K0PB14A5 / K0PB14B1 / K0PB14C1 / K0PB14G3					
Lenkung	Spurstange		LENGTH [mm]: 1641	<b>21285</b> (Ref. 4100 5451)		Ball Joint RHT	19620
steering	tie rod					Ball Joint LHT	18481
direction	barre d'accouplemen						
dirección	barra de acoplamiento						
Lenkung	Spurstange		LENGTH [mm]: 1485	<b>23255</b> (Ref. 4211 8694)		Ball Joint RHT	19620
steering	tie rod					Ball Joint LHT	18481
direction	barre d'accouplemen						
dirección	barra de acoplamiento						
Lenkung	Spurstange	ONLY PIC NO.: K0PA13A3 / K0PA15A5	LENGTH [mm]: 1577	<b>25318</b> (Ref. 4100 5460)			
steering	tie rod						
direction	barre d'accouplemen						
dirección	barra de acoplamiento						

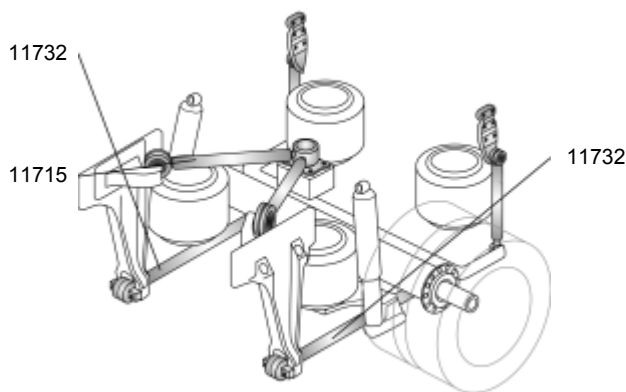




			LMI	Remarks
				
<b>EUROTRAKKER CURSOR</b>	<b>2001 -</b>	<b>190 E 31</b>		
Fahrwerk Achsstrebe	REAR AXLE	LENGTH [mm]: 594	<b>11732</b> (Ref. 9847 2466)	 rep. kit ball socket 11731
Chassis torque rod				
Châssis bielle de retenue				
Chassis tirante longitudinal				
Fahrwerk Dreiecklenker	REAR AXLE	LENGTH [mm]: 665	<b>11715</b> (Ref. 4104 2050)	 rep. kit ball socket 18472 rep. kit joint 21700
Chassis triangular torque rod				
Châssis bras triangulaire				
Chassis tirante en V				
<b>EUROTRAKKER CURSOR</b>	<b>2001 -</b>	<b>190 E 35</b>		
				



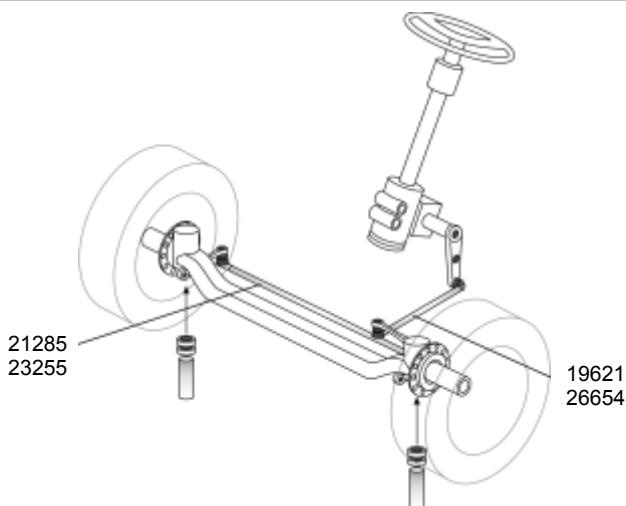
Lenkung Lenkstange		LENGTH [mm]: 953	<b>19621</b> (Ref. 4100 5463)	 Ball Joint RHT 19620
steering steering drag link				
direction barre de direction				
dirección biela de la dirección				
Lenkung Lenkstange	ONLY PIC NO.: K0RB13D1	LENGTH [mm]: 952	<b>23372</b> (Ref. 4100 6093)	 Ball Joint RHT 19620
steering steering drag link				
direction barre de direction				
dirección biela de la dirección				
Lenkung Lenkstange	ONLY PIC NO.: K0RB12A1 / K0RB12A3 / K0RB12K3 / K0RB12K5 / K0RB13A1 / K0RB13A3 / K0RB13K3 / K0RB14A1 / K0RB14A3 / K0RB14A5 / K0RB14B3 / K0RB14D1 / K0RB14K3 / K0RE12A3 / K0RE12K3 / K0RE13A3 / K0RE14A5	LENGTH [mm]: 959	<b>26654</b> (Ref. 4121 5165)	
steering steering drag link				
direction barre de direction				
dirección biela de la dirección				
Lenkung Spurstange		LENGTH [mm]: 1641	<b>21285</b> (Ref. 4100 5451)	 Ball Joint RHT 19620 Ball Joint LHT 18481
steering tie rod				
direction barre d'accouplemen				
dirección barra de acoplamiento				
Lenkung Spurstange		LENGTH [mm]: 1485	<b>23255</b> (Ref. 4211 8694)	 Ball Joint RHT 19620 Ball Joint LHT 18481
steering tie rod				
direction barre d'accouplemen				
dirección barra de acoplamiento				



			LMI	Remarks
EUROTRAKKER CURSOR	2001 -	190 E 35		
				









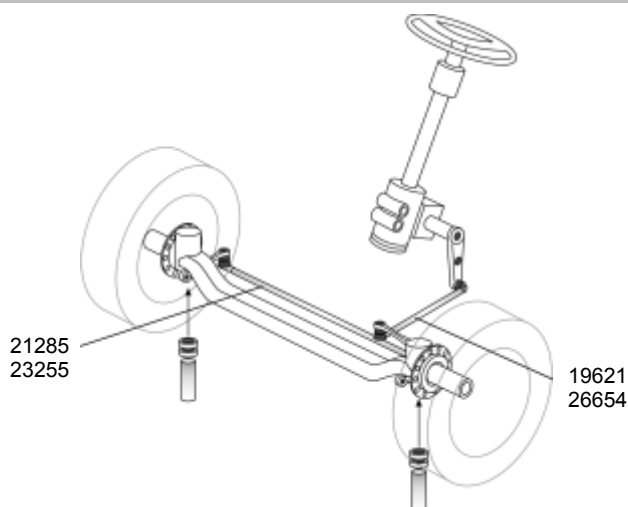
Fahrwerk Achsstrebe	REAR AXLE	LENGTH [mm]: 594	<b>11732</b> (Ref. 9847 2466)		rep. kit ball socket 11731
Chassis torque rod					
Châssis bielle de retenue					
Chasis tirante longitudinal					
Fahrwerk Dreiecklenker	REAR AXLE	LENGTH [mm]: 665	<b>11715</b> (Ref. 4104 2050)		rep. kit ball socket 18472 rep. kit joint 21700
Chassis triangular torque rod					
Châssis bras triangulaire					
Chasis tirante en V					







EUROTRAKKER CURSOR	2001 -	190 E 38		
				




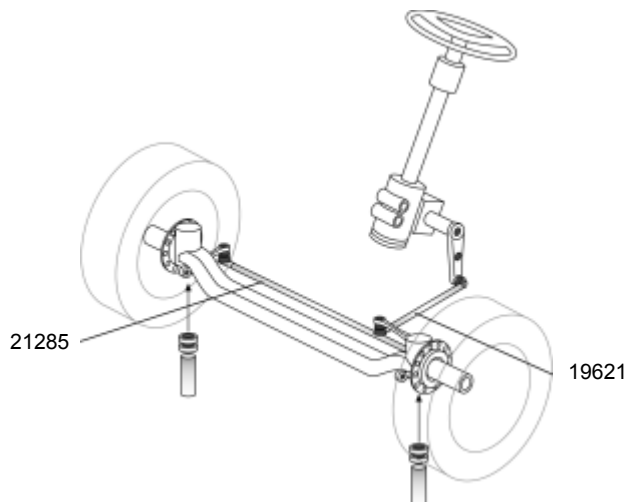
Lenkung Lenkstange		LENGTH [mm]: 953	<b>19621</b> (Ref. 4100 5463)		Ball Joint RHT 19620
steering steering drag link					
direction barre de direction					
dirección biela de la dirección					
Lenkung Lenkstange	ONLY PIC NO.: K0LB12C3 / K0LB12H3 / K0LB12H5	LENGTH [mm]: 959	<b>26654</b> (Ref. 4121 5165)		
steering steering drag link	/ K0LB13C3 / K0LB13C5 / K0LB14C3 / K0LB14H3 /				
direction barre de direction					
dirección biela de la dirección					



		LMI	Remarks
<b>EUROTRAKKER CURSOR</b>			
2001 -	190 E 38		
Lenkung Spurstange steering tie rod direction barre d'accouplemen dirección barra de acoplamiento	LENGTH [mm]: 1641	<b>21285</b> (Ref. 4100 5451)	 Ball Joint RHT 19620  Ball Joint LHT 18481
Lenkung Spurstange steering tie rod direction barre d'accouplemen dirección barra de acoplamiento	LENGTH [mm]: 1485	<b>23255</b> (Ref. 4211 8694)	 Ball Joint RHT 19620  Ball Joint LHT 18481
<b>EUROTRAKKER CURSOR</b>			
2001 -	190 E 44		

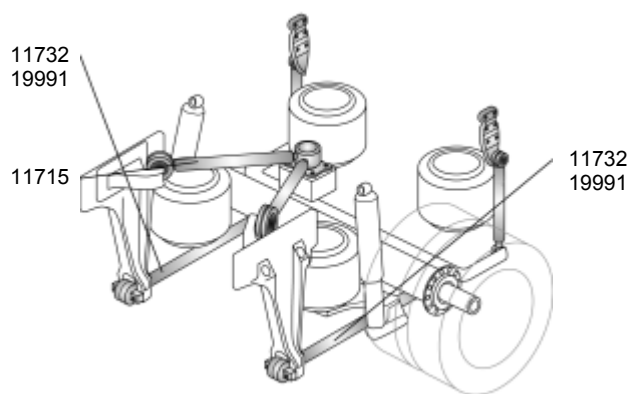





Lenkung Lenkstange steering steering drag link direction barre de direction dirección biela de la dirección	LENGTH [mm]: 953	<b>19621</b> (Ref. 4100 5463)	 Ball Joint RHT 19620
Lenkung Lenkstange steering steering drag link direction barre de direction dirección biela de la dirección	ONLY PIC NO.: K0MB12C3 / K0MB12C5 / K0MB12D3 / K0MB12D5 / K0MB12H3 / K0MB12H5 / K0MB13C3 / K0MB13H3 / K0MB13H5 / K0MB14C3 / K0MB14C5 / K0MB14H3	LENGTH [mm]: 959 <b>26654</b> (Ref. 4121 5165)	
Lenkung Spurstange steering tie rod direction barre d'accouplemen dirección barra de acoplamiento	LENGTH [mm]: 1641	<b>21285</b> (Ref. 4100 5451)	 Ball Joint RHT 19620  Ball Joint LHT 18481
Lenkung Spurstange steering tie rod direction barre d'accouplemen dirección barra de acoplamiento	LENGTH [mm]: 1485	<b>23255</b> (Ref. 4211 8694)	 Ball Joint RHT 19620  Ball Joint LHT 18481
<b>EUROTRAKKER CURSOR</b>			
2001 -	260 E 31		

		LMI	Remarks
EUROTRAKKER CURSOR	2001 - 260 E 31		
			




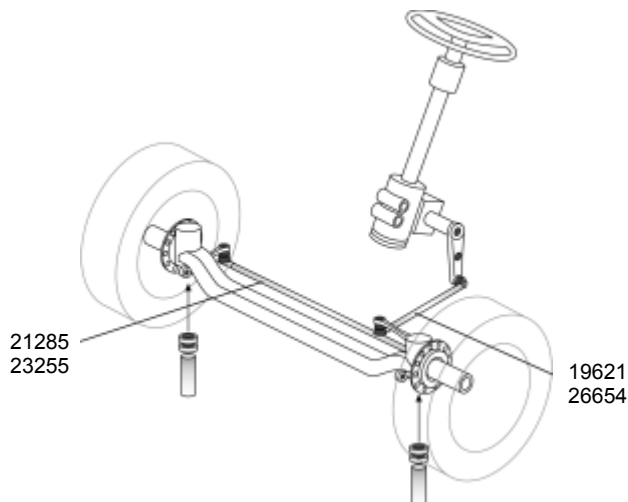
Lenkung Lenkstange steering steering drag link direction barre de direction dirección biela de la dirección	LENGTH [mm]: 953	<b>19621</b> (Ref. 4100 5463)	 Ball Joint RHT	19620
Lenkung Spurstange steering tie rod direction barre d'accouplemen dirección barra de acoplamiento	LENGTH [mm]: 1641	<b>21285</b> (Ref. 4100 5451)	 Ball Joint RHT Ball Joint LHT	19620 18481







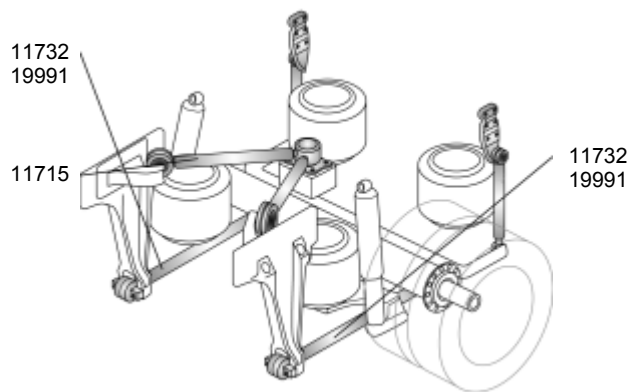
Fahrwerk Achsstrebe Chassis torque rod Châssis bielle de retenue Chasis tirante longitudinal	ONLY PIC NO.: K1PF74G2	LENGTH [mm]: 594	<b>11732</b> (Ref. 9847 2466)	 rep. kit ball socket 11731
Fahrwerk Achsstrebe Chassis torque rod Châssis bielle de retenue Chasis tirante longitudinal	REAR AXLE	LENGTH [mm]: 610	<b>19991</b> (Ref. 4204 1107)	 rep. kit ball socket 11384
Fahrwerk Dreiecklenker Chassis triangular torque rod Châssis bras triangulaire Chasis tirante en V	REAR AXLE; ONLY PIC NO.: K1PF74G2	LENGTH [mm]: 665	<b>11715</b> (Ref. 4104 2050)	 rep. kit ball socket 18472 rep. kit joint 21700









		LMI	Remarks
EUROTRAKKER CURSOR	2001 - 260 E 35		
			

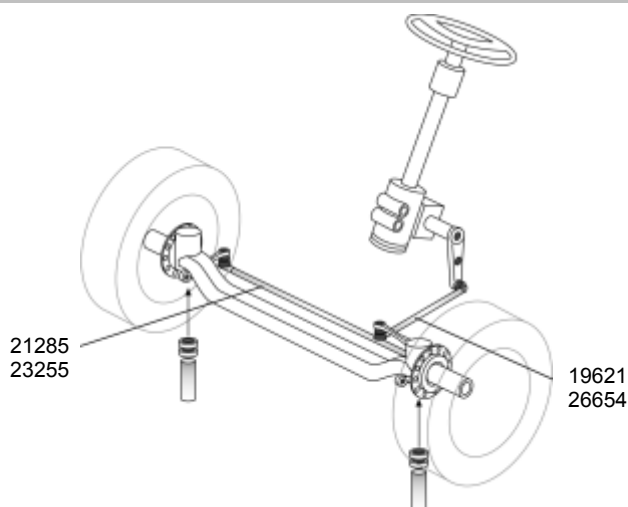



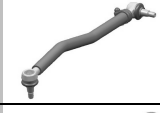


Lenkung Lenkstange steering steering drag link direction barre de direction dirección biela de la dirección	LENGTH [mm]: 953	<b>19621</b> (Ref. 4100 5463)	 Ball Joint RHT	19620
Lenkung Lenkstange steering steering drag link direction barre de direction dirección biela de la dirección	ONLY PIC NO.: K1RB13A1 / K1RB13A3 / K1RB14A1 / K1RB14A3 LENGTH [mm]: 959	<b>26654</b> (Ref. 4121 5165)		
Lenkung Spurstange steering tie rod direction barre d'accouplemen dirección barra de acoplamiento	LENGTH [mm]: 1641	<b>21285</b> (Ref. 4100 5451)	 Ball Joint RHT Ball Joint LHT	19620 18481
Lenkung Spurstange steering tie rod direction barre d'accouplemen dirección barra de acoplamiento	LENGTH [mm]: 1485	<b>23255</b> (Ref. 4211 8694)	 Ball Joint RHT Ball Joint LHT	19620 18481



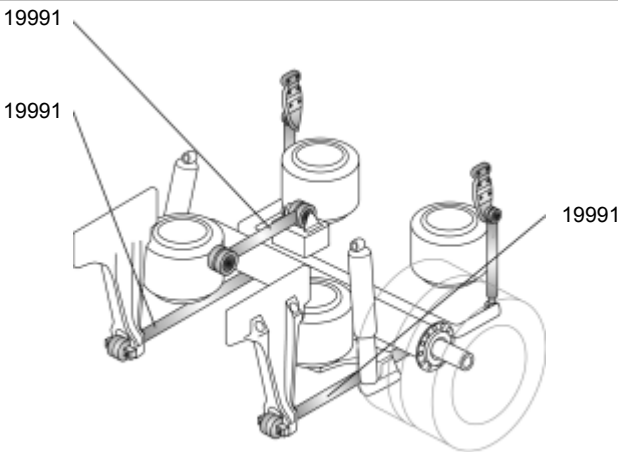
Fahrwerk Achsstrebe Chassis torque rod Châssis bielle de retenue Chasis tirante longitudinal	ONLY PIC NO.: K1RF73A2	LENGTH [mm]: 594	<b>11732</b> (Ref. 9847 2466)	 rep. kit ball socket 11731
---	------------------------	------------------	----------------------------------	--


			LMI	Remarks
				
<b>EUROTRAKKER CURSOR</b>	<b>2001 -</b>	<b>260 E 35</b>		
Fahrwerk Achsstrebe	REAR AXLE	LENGTH [mm]: 610	<b>19991</b> (Ref. 4204 1107)	 rep. kit ball socket 11384
Chassis torque rod				
Châssis bielle de retenue				
Chassis tirante longitudinal				
Fahrwerk Dreiecklenker	REAR AXLE; ONLY PIC NO.: K1RF73A2	LENGTH [mm]: 665	<b>11715</b> (Ref. 4104 2050)	 rep. kit ball socket 18472 rep. kit joint 21700
Chassis triangular torque rod				
Châssis bras triangulaire				
Chassis tirante en V				
<b>EUROTRAKKER CURSOR</b>	<b>2001 -</b>	<b>260 E 38</b>		
				




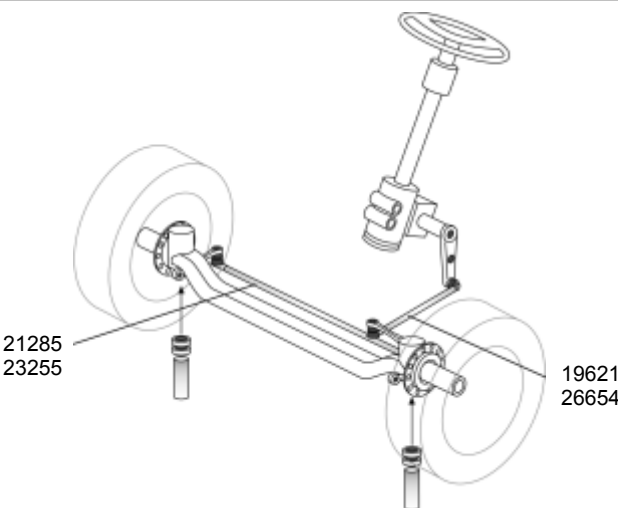
Lenkung	Lenkstange		LENGTH [mm]: 953	<b>19621</b> (Ref. 4100 5463)		Ball Joint RHT	19620
steering	steering drag link						
direction	barre de direction						
dirección	biela de la dirección						
Lenkung	Lenkstange	ONLY PIC NO.: K1LB13C3 / K1LB13C5 / K1LB13H3 / K1LB13H5 / K1LB14C3 / K1LB14C5 / K1LB14H3 / K1LB14H5	LENGTH [mm]: 959	<b>26654</b> (Ref. 4121 5165)			
steering	steering drag link						
direction	barre de direction						
dirección	biela de la dirección						
Lenkung	Spurstange		LENGTH [mm]: 1641	<b>21285</b> (Ref. 4100 5451)		Ball Joint RHT	19620
steering	tie rod					Ball Joint LHT	18481
direction	barre d'accouplemen						
dirección	barra de acoplamiento						
Lenkung	Spurstange		LENGTH [mm]: 1485	<b>23255</b> (Ref. 4211 8694)		Ball Joint RHT	19620
steering	tie rod					Ball Joint LHT	18481
direction	barre d'accouplemen						
dirección	barra de acoplamiento						


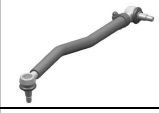

			LMI	Remarks
EUROTRAKKER CURSOR	2001 -	260 E 38		
				






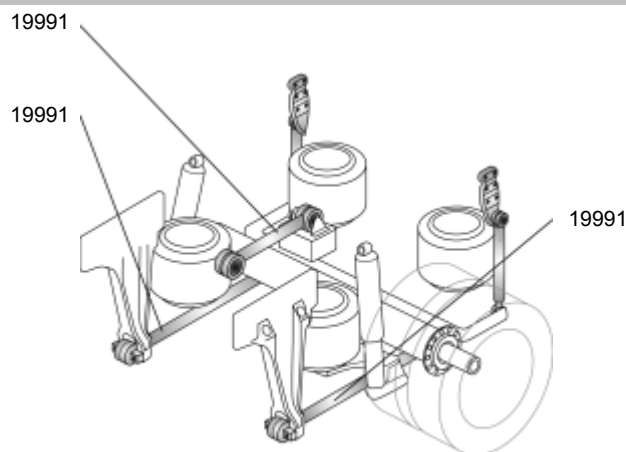
Fahrwerk Achsstrebe	REAR AXLE	LENGTH [mm]: 610	<b>19991</b> (Ref. 4204 1107)	 rep. kit ball socket 11384
Chassis torque rod				
Châssis bielle de retenue				
Chasis tirante longitudinal				


EUROTRAKKER CURSOR	2001 -	260 E 44		
				

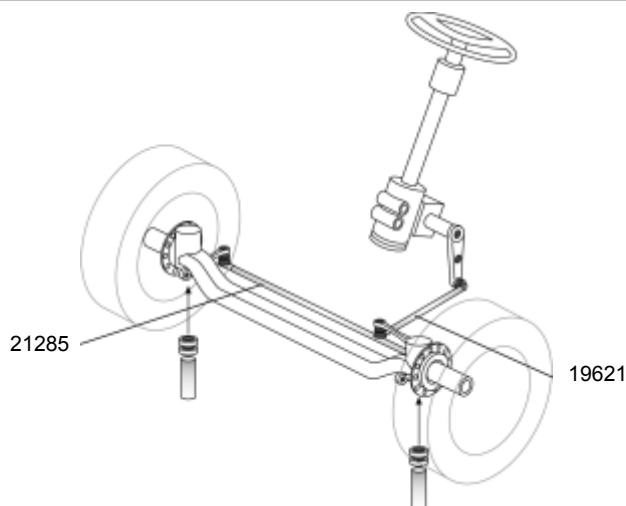




Lenkung Lenkstange		LENGTH [mm]: 953	<b>19621</b> (Ref. 4100 5463)	 Ball Joint RHT 19620
steering steering drag link				
direction barre de direction				
dirección biela de la dirección				
Lenkung Lenkstange	ONLY PIC NO.: K1MB13C3 / K1MB13C5 / K1MB13H3 / K1MB13H5 / K1MB14C3 / K1MB14C5 / K1MB14H3	LENGTH [mm]: 959	<b>26654</b> (Ref. 4121 5165)	
steering steering drag link				
direction barre de direction				
dirección biela de la dirección				
Lenkung Spurstange		LENGTH [mm]: 1641	<b>21285</b> (Ref. 4100 5451)	 Ball Joint RHT 19620 Ball Joint LHT 18481
steering tie rod				
direction barre d'accouplément				
dirección barra de acoplamiento				

		LMI	Remarks
<b>EUROTRAKKER CURSOR</b>	<b>2001 - 260 E 44</b>		
Lenkung Spurstange steering tie rod direction barre d'accouplemen dirección barra de acoplamiento	LENGTH [mm]: 1485	<b>23255</b> (Ref. 4211 8694)	 Ball Joint RHT 19620 Ball Joint LHT 18481

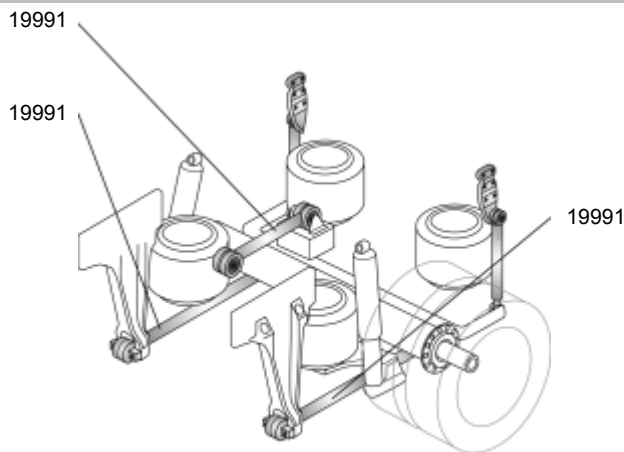



Fahrwerk Achsstrebe Chassis torque rod Châssis bielle de retenue Chasis tirante longitudinal	REAR AXLE	LENGTH [mm]: 610	<b>19991</b> (Ref. 4204 1107)	 rep. kit ball socket 11384
<b>EUROTRAKKER CURSOR</b>	<b>2001 - 260 E 48</b>			



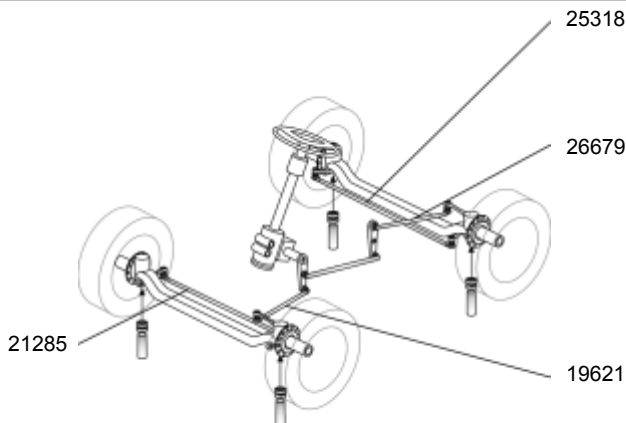
Lenkung Lenkstange steering steering drag link direction barre de direction dirección biela de la dirección	LENGTH [mm]: 953	<b>19621</b> (Ref. 4100 5463)	 Ball Joint RHT 19620
Lenkung Spurstange steering tie rod direction barre d'accouplemen dirección barra de acoplamiento	LENGTH [mm]: 1641	<b>21285</b> (Ref. 4100 5451)	 Ball Joint RHT 19620 Ball Joint LHT 18481




			LMI	Remarks
EUROTRAKKER CURSOR	2001 -	260 E 48		
				







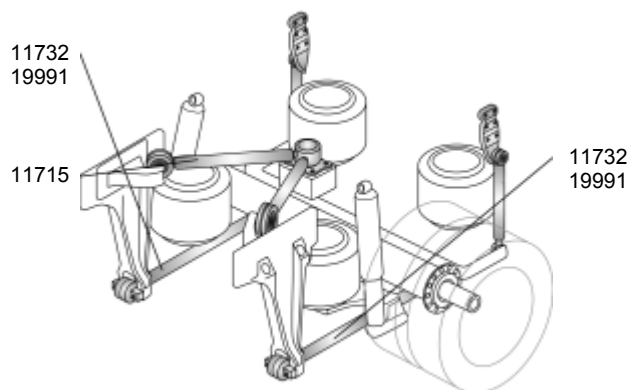
Fahrwerk Achsstrebe	REAR AXLE	LENGTH [mm]: 610	<b>19991</b> (Ref. 4204 1107)	 rep. kit ball socket 11384
Chassis torque rod				
Châssis bielle de retenue				
Chasis tirante longitudinal				




EUROTRAKKER CURSOR	2001 -	340 E 35		
				



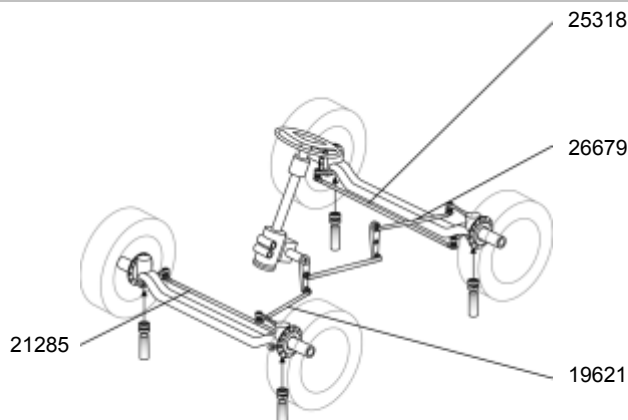
Lenkung Lenkstange	FROM PITMAN ARM TO 1ST FRONT AXLE	LENGTH [mm]: 953	<b>19621</b> (Ref. 4100 5463)	 Ball Joint RHT 19620
steering steering drag link				
direction barre de direction				
dirección biela de la dirección				
Lenkung Lenkstange	FROM SHIFT LEVER TO 2ND FRONT AXLE	LENGTH [mm]: 887	<b>26679</b> (Ref. 4102 8269)	
steering steering drag link				
direction barre de direction				
dirección biela de la dirección				
Lenkung Spurstange		LENGTH [mm]: 1641	<b>21285</b> (Ref. 4100 5451)	 Ball Joint RHT 19620 Ball Joint LHT 18481
steering tie rod				
direction barre d'accouplement				
dirección barra de acoplamiento				







			LMI	Remarks
				
<b>EUROTRAKKER CURSOR</b>	<b>2001 -</b>	<b>340 E 35</b>		
Lenkung Spurstange steering tie rod direction barre d'accouplement dirección barra de acoplamiento	2ND FRONT AXLE	LENGTH [mm]: 1577	<b>25318</b> (Ref. 4100 5460)	
				

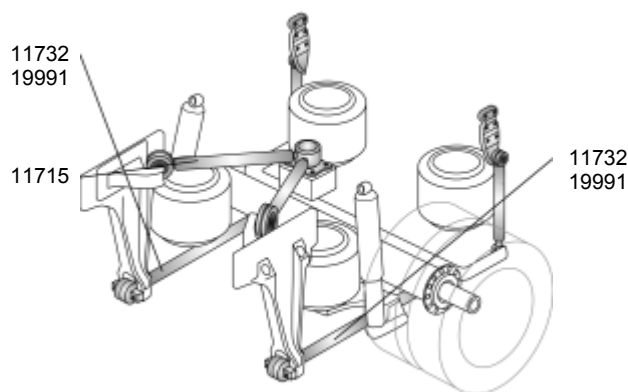





Fahrwerk Achsstrebe Chassis torque rod Châssis bielle de retenue Chasis tirante longitudinal	REAR AXLE; ONLY PIC NO.: K4RF13AA / K4RF13KA / K4RF14KC / K4RF72A2	LENGTH [mm]: 594	<b>11732</b> (Ref. 9847 2466)	 rep. kit ball socket 11731
Fahrwerk Achsstrebe Chassis torque rod Châssis bielle de retenue Chasis tirante longitudinal	REAR AXLE	LENGTH [mm]: 610	<b>19991</b> (Ref. 4204 1107)	 rep. kit ball socket 11384
Fahrwerk Dreiecklenker Chassis triangular torque rod Châssis bras triangulaire Chasis tirante en V	REAR AXLE	LENGTH [mm]: 665	<b>11715</b> (Ref. 4104 2050)	 rep. kit ball socket 18472 rep. kit joint 21700

<b>EUROTRAKKER CURSOR</b>	<b>2001 -</b>	<b>340 E 38</b>		
				




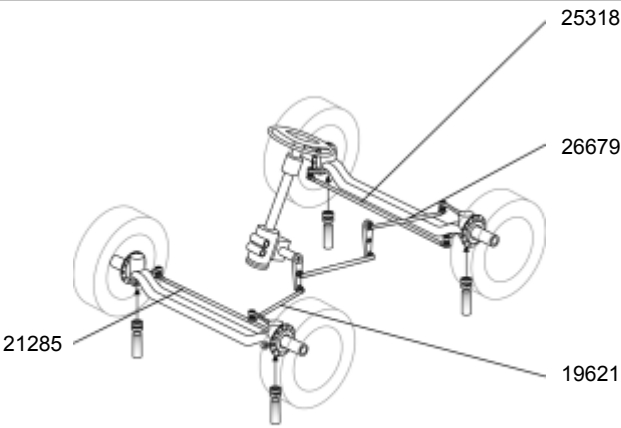
				LMI	Remarks
<b>EUROTRAKKER CURSOR</b>					
2001 -	340 E 38				
Lenkung steering direction dirección	Lenkstange steering drag link barre de direction biela de la dirección	FROM PITMAN ARM TO 1ST FRONT AXLE	LENGTH [mm]: 953	<b>19621</b> (Ref. 4100 5463)	 Ball Joint RHT 19620
Lenkung steering direction dirección	Lenkstange steering drag link barre de direction biela de la dirección	FROM SHIFT LEVER TO 2ND FRONT AXLE	LENGTH [mm]: 887	<b>26679</b> (Ref. 4102 8269)	
Lenkung steering direction dirección	Spurstange tie rod barre d'accouplemen barra de acoplamiento		LENGTH [mm]: 1641	<b>21285</b> (Ref. 4100 5451)	 Ball Joint RHT 19620 Ball Joint LHT 18481
Lenkung steering direction dirección	Spurstange tie rod barre d'accouplemen barra de acoplamiento	2ND FRONT AXLE	LENGTH [mm]: 1577	<b>25318</b> (Ref. 4100 5460)	







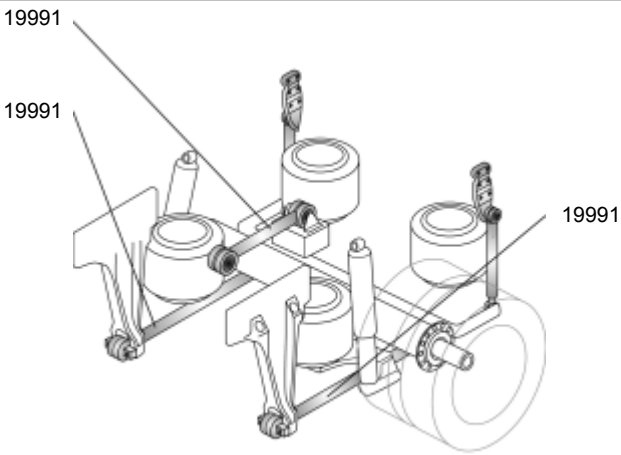
Fahrwerk Chassis Châssis Chasis	Achsstrebe torque rod bielle de retenue tirante longitudinal	ONLY PIC NO.: K4LF13CA / K4LF71C2 / K4LF72C2	LENGTH [mm]: 594	<b>11732</b> (Ref. 9847 2466)	 rep. kit ball socket 11731
Fahrwerk Chassis Châssis Chasis	Achsstrebe torque rod bielle de retenue tirante longitudinal	REAR AXLE	LENGTH [mm]: 610	<b>19991</b> (Ref. 4204 1107)	 rep. kit ball socket 11384
Fahrwerk Chassis Châssis Chasis	Dreiecklenker triangular torque rod bras triangulaire tirante en V	REAR AXLE	LENGTH [mm]: 665	<b>11715</b> (Ref. 4104 2050)	 rep. kit ball socket 18472 rep. kit joint 21700


**EUROTRAKKER CURSOR** 2001 - 340 E 44

			LMI	Remarks
EUROTRAKKER CURSOR	2001	-	340 E 44	
				



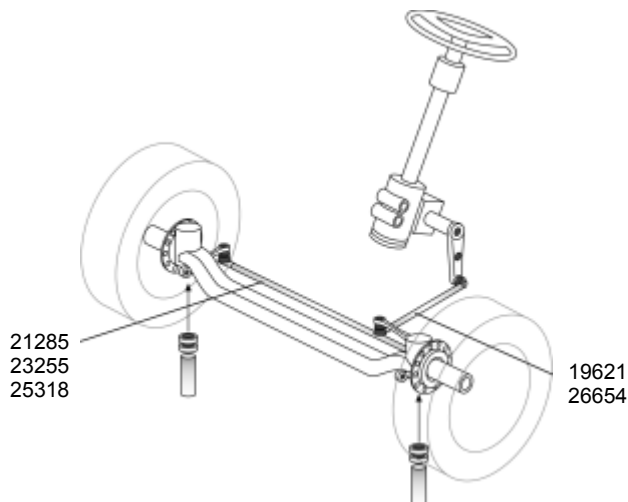
Lenkung	Lenkstange	FROM PITMAN ARM TO 1ST FRONT AXLE	LENGTH [mm]: 953	<b>19621</b> (Ref. 4100 5463)		Ball Joint RHT	19620
steering	steering drag link						
direction	barre de direction						
dirección	biela de la dirección						
Lenkung	Lenkstange	FROM SHIFT LEVER TO 2ND FRONT AXLE	LENGTH [mm]: 887	<b>26679</b> (Ref. 4102 8269)			
steering	steering drag link						
direction	barre de direction						
dirección	biela de la dirección						
Lenkung	Spurstange		LENGTH [mm]: 1641	<b>21285</b> (Ref. 4100 5451)		Ball Joint RHT Ball Joint LHT	19620 18481
steering	tie rod						
direction	barre d'accouplemen						
dirección	barra de acoplamiento						
Lenkung	Spurstange	2ND FRONT AXLE	LENGTH [mm]: 1577	<b>25318</b> (Ref. 4100 5460)			
steering	tie rod						
direction	barre d'accouplemen						
dirección	barra de acoplamiento						








Fahrwerk	Achsstrebe	REAR AXLE	LENGTH [mm]: 610	<b>19991</b> (Ref. 4204 1107)		rep. kit ball socket 11384
Chassis	torque rod					
Châssis	bielle de retenue					
Chasis	tirante longitudinal					







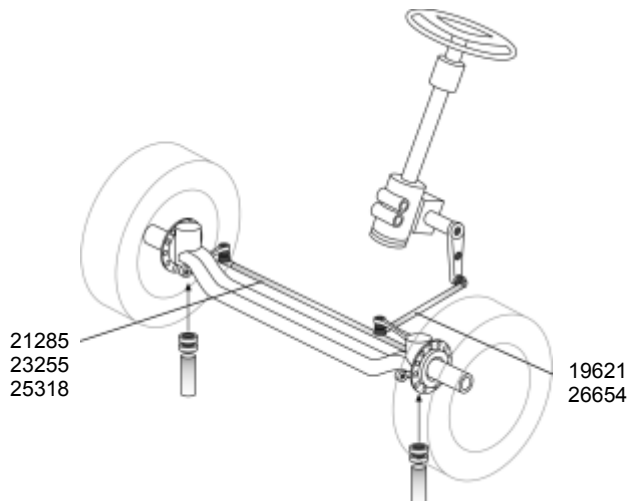
		LMI	Remarks
EUROTRAKKER CURSOR	2001 - 380 E 35		
			










Lenkung Lenkstange		LENGTH [mm]: 953	<b>19621</b> (Ref. 4100 5463)		Ball Joint RHT	19620
steering steering drag link						
direction barre de direction						
dirección biela de la dirección						
Lenkung Lenkstange	ONLY PIC NO.: K3RB13A1 / K3RB13A3 / K3RB13H1 / K3RB14A1 / K3RB14A3	LENGTH [mm]: 959	<b>26654</b> (Ref. 4121 5165)			
steering steering drag link						
direction barre de direction						
dirección biela de la dirección						
Lenkung Spurstange		LENGTH [mm]: 1641	<b>21285</b> (Ref. 4100 5451)		Ball Joint RHT	19620
steering tie rod					Ball Joint LHT	18481
direction barre d'accouplemen						
dirección barra de acoplamiento						
Lenkung Spurstange		LENGTH [mm]: 1485	<b>23255</b> (Ref. 4211 8694)		Ball Joint RHT	19620
steering tie rod					Ball Joint LHT	18481
direction barre d'accouplemen						
dirección barra de acoplamiento						
Lenkung Spurstange		LENGTH [mm]: 1577	<b>25318</b> (Ref. 4100 5460)			
steering tie rod						
direction barre d'accouplemen						
dirección barra de acoplamiento						

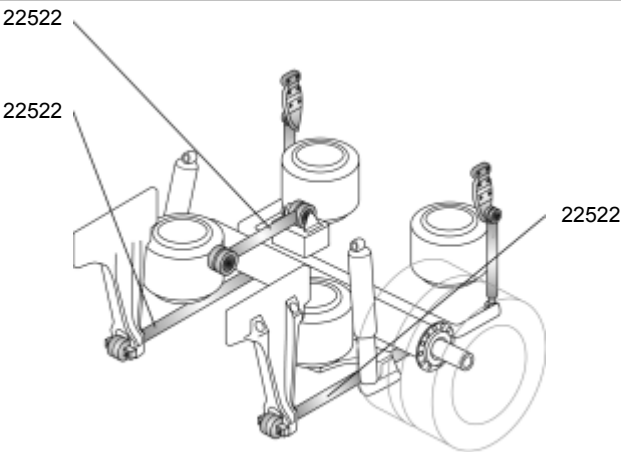


			LMI	Remarks
<b>EUROTRAKKER CURSOR</b>	<b>2001 -</b>	<b>380 E 35</b>		
Fahrwerk Achsstrebe	REAR AXLE	LENGTH [mm]: 610	<b>22522</b> (Ref. 4206 5332)	 rep. kit ball socket 11385
Chassis torque rod				
Châssis bielle de retenue				
Chassis tirante longitudinal				
<b>EUROTRAKKER CURSOR</b>	<b>2001 -</b>	<b>380 E 38</b>		
				



Lenkung Lenkstange		LENGTH [mm]: 953	<b>19621</b> (Ref. 4100 5463)		Ball Joint RHT	19620
steering steering drag link						
direction barre de direction						
dirección biela de la dirección						
Lenkung Lenkstange	ONLY PIC NO.: K3LB13C3 / K3LB13H3 / K3LB14C3 / K3LB14H3	LENGTH [mm]: 959	<b>26654</b> (Ref. 4121 5165)			
steering steering drag link						
direction barre de direction						
dirección biela de la dirección						
Lenkung Spurstange		LENGTH [mm]: 1641	<b>21285</b> (Ref. 4100 5451)		Ball Joint RHT	19620
steering tie rod					Ball Joint LHT	18481
direction barre d'accouplemen						
dirección barra de acoplamiento						
Lenkung Spurstange		LENGTH [mm]: 1485	<b>23255</b> (Ref. 4211 8694)		Ball Joint RHT	19620
steering tie rod					Ball Joint LHT	18481
direction barre d'accouplemen						
dirección barra de acoplamiento						
Lenkung Spurstange		LENGTH [mm]: 1577	<b>25318</b> (Ref. 4100 5460)			
steering tie rod						
direction barre d'accouplemen						
dirección barra de acoplamiento						

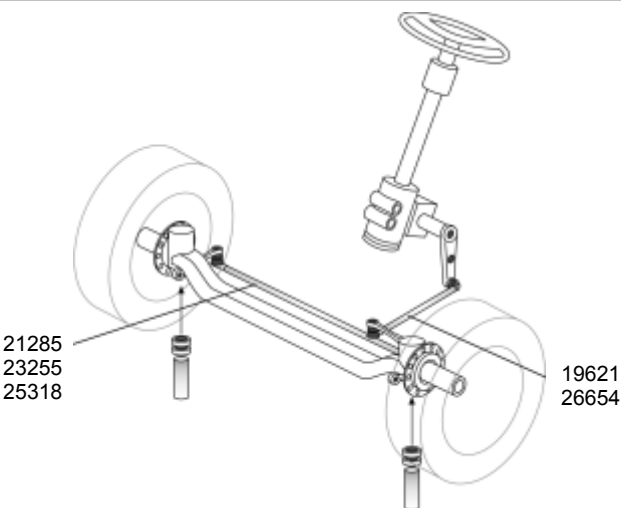
			LMI	Remarks
EUROTRAKKER CURSOR	2001 -	380 E 38		
				



Fahrwerk Achsstrebe	REAR AXLE	LENGTH [mm]: 610	<b>22522</b>	
Chassis torque rod			(Ref. 4206 5332)	
Châssis bielle de retenue				rep. kit ball socket 11385
Chasis tirante longitudinal				







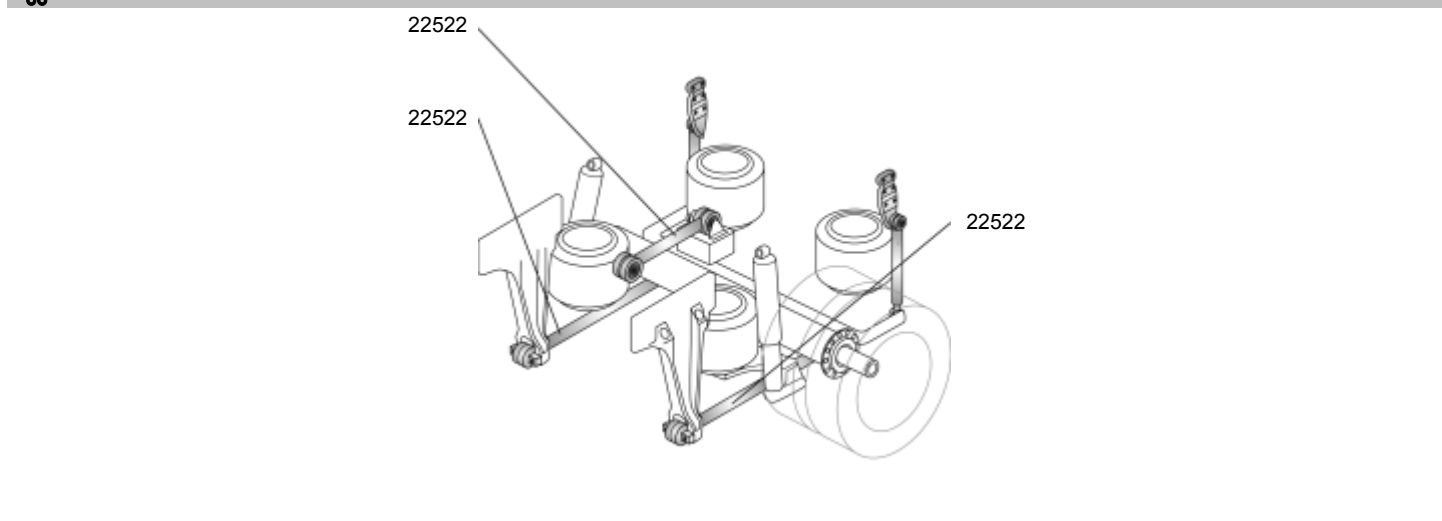
EUROTRAKKER CURSOR	2001 -	380 E 44		
				




Lenkung Lenkstange		LENGTH [mm]: 953	<b>19621</b>		
steering steering drag link			(Ref. 4100 5463)		
direction barre de direction					
dirección biela de la dirección					
Lenkung Lenkstange	ONLY PIC NO.: K3MB13C3 / K3MB13C5 / K3MB13H3 / K3MB13H5 / K3MB14C3 / K3MB14C5 / K3MB14H3 / K3MB14H5	LENGTH [mm]: 959	<b>26654</b>		
steering steering drag link			(Ref. 4121 5165)		
direction barre de direction					
dirección biela de la dirección					
Lenkung Spurstange		LENGTH [mm]: 1641	<b>21285</b>		
steering tie rod			(Ref. 4100 5451)		
direction barre d'accouplément					
dirección barra de acoplamiento					

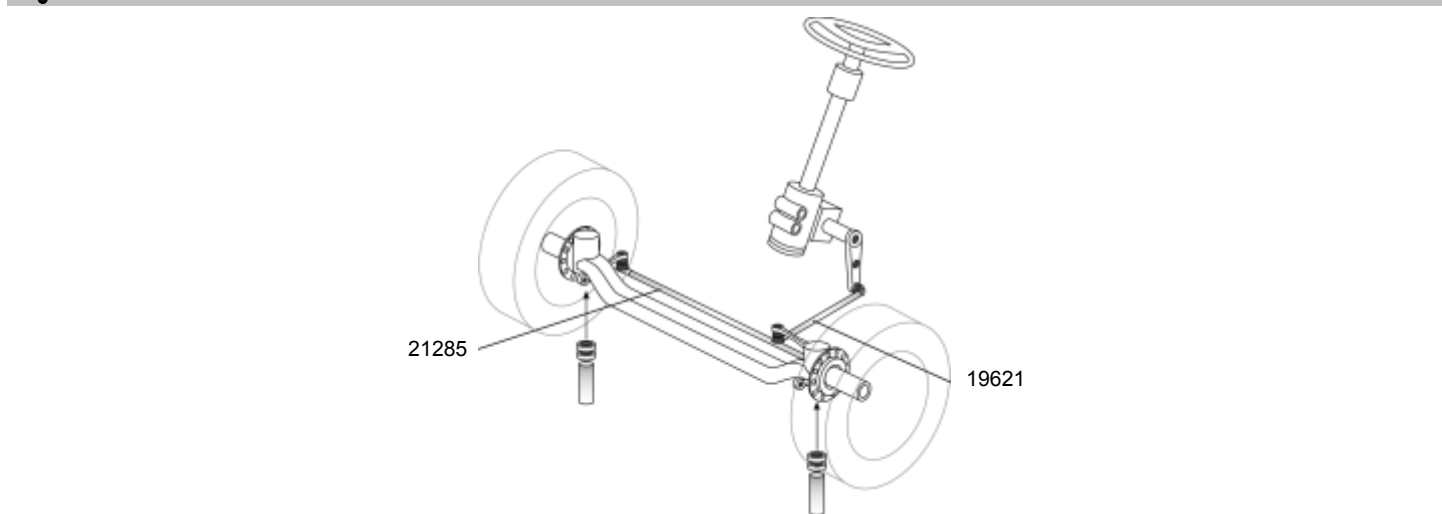



			LMI	Remarks
<b>EUROTRAKKER CURSOR</b>	<b>2001 -</b>	<b>380 E 44</b>		
Lenkung Spurstange steering tie rod direction barre d'accouplemen dirección barra de acoplamiento		LENGTH [mm]: 1485	<b>23255</b> (Ref. 4211 8694)	 Ball Joint RHT 19620 Ball Joint LHT 18481
Lenkung Spurstange steering tie rod direction barre d'accouplemen dirección barra de acoplamiento		LENGTH [mm]: 1577	<b>25318</b> (Ref. 4100 5460)	







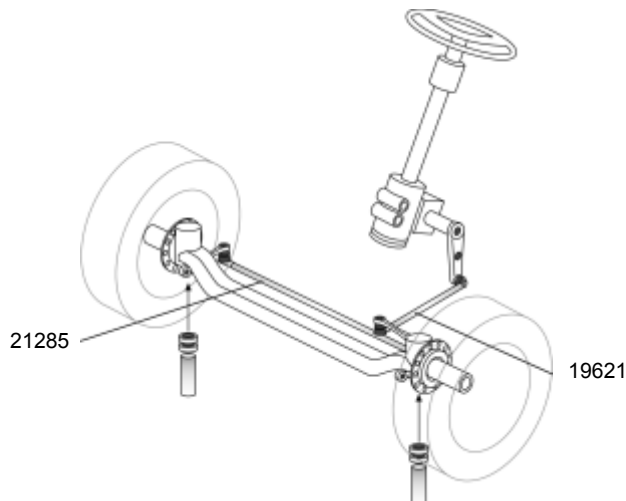
Fahrwerk Achsstrebe Chassis torque rod Châssis bielle de retenue Chasis tirante longitudinal	REAR AXLE	LENGTH [mm]: 610	<b>22522</b> (Ref. 4206 5332)	 rep. kit ball socket 11385
---	-----------	------------------	----------------------------------	--




<b>EUROTRAKKER CURSOR</b>	<b>2001 -</b>	<b>380 E 48</b>		
---------------------------	---------------	-----------------	--	--

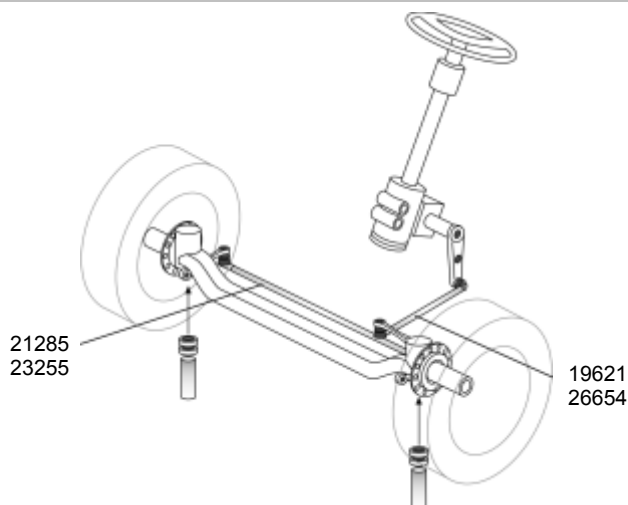



Lenkung Lenkstange steering steering drag link direction barre de direction dirección biela de la dirección		LENGTH [mm]: 953	<b>19621</b> (Ref. 4100 5463)	 Ball Joint RHT 19620
--	--	------------------	----------------------------------	--







			LMI	Remarks
<b>EUROTRAKKER CURSOR</b>	<b>2001 -</b>	<b>380 E 48</b>		
Lenkung Spurstange steering tie rod direction barre d'accouplemen dirección barra de acoplamiento		LENGTH [mm]: 1641	<b>21285</b> (Ref. 4100 5451)	 Ball Joint RHT 19620 Ball Joint LHT 18481
<b>EUROTRAKKER CURSOR</b>	<b>2001 -</b>	<b>400 E 35</b>		
				

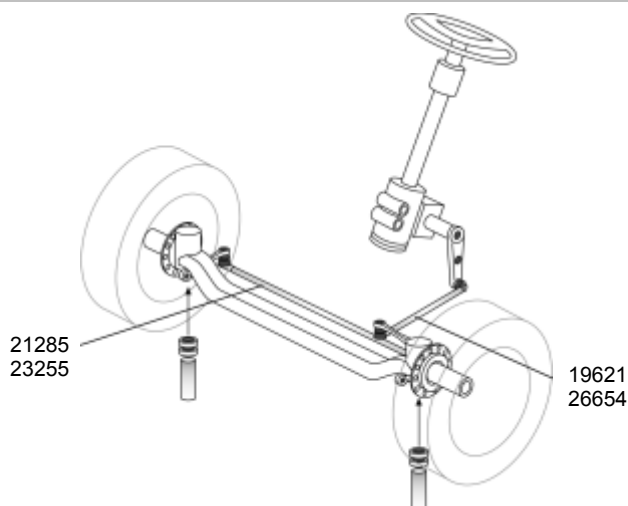






Lenkung Lenkstange steering steering drag link direction barre de direction dirección biela de la dirección		LENGTH [mm]: 953	<b>19621</b> (Ref. 4100 5463)	 Ball Joint RHT 19620
Lenkung Spurstange steering tie rod direction barre d'accouplemen dirección barra de acoplamiento		LENGTH [mm]: 1641	<b>21285</b> (Ref. 4100 5451)	 Ball Joint RHT 19620 Ball Joint LHT 18481
<b>EUROTRAKKER CURSOR</b>	<b>2001 -</b>	<b>400 E 38</b>		
				






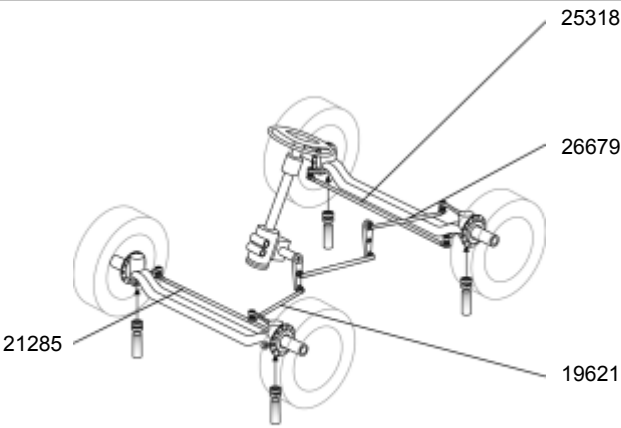
Lenkung Lenkstange steering steering drag link direction barre de direction dirección biela de la dirección		LENGTH [mm]: 953	<b>19621</b> (Ref. 4100 5463)	 Ball Joint RHT 19620
--	--	------------------	----------------------------------	--





		LMI	Remarks
<b>EUROTRAKKER CURSOR</b>	<b>2001 - 400 E 38</b>		
Lenkung Lenkstange steering steering drag link direction barre de direction dirección biela de la dirección	ONLY PIC NO.: K0LB23C3 / K0LB23C5 / K0LB23H3 LENGTH [mm]: 959	<b>26654</b> (Ref. 4121 5165)	
Lenkung Spurstange steering tie rod direction barre d'accouplemen dirección barra de acoplamiento	LENGTH [mm]: 1641	<b>21285</b> (Ref. 4100 5451)	
Lenkung Spurstange steering tie rod direction barre d'accouplemen dirección barra de acoplamiento	LENGTH [mm]: 1485	<b>23255</b> (Ref. 4211 8694)	
<b>EUROTRAKKER CURSOR</b>	<b>2001 - 400 E 44</b>		
			

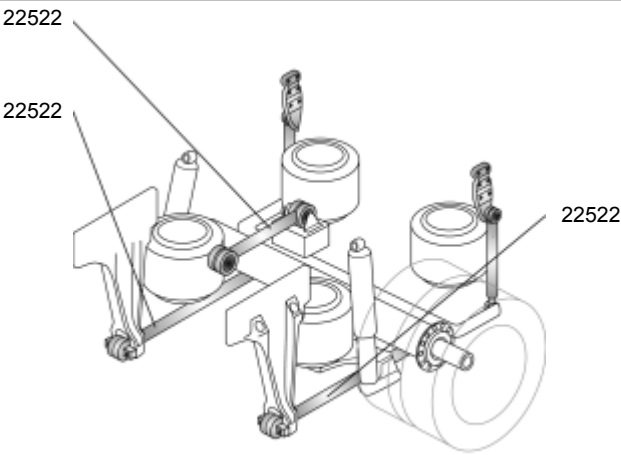



Lenkung Lenkstange steering steering drag link direction barre de direction dirección biela de la dirección	LENGTH [mm]: 953	<b>19621</b> (Ref. 4100 5463)		Ball Joint RHT	19620
Lenkung Lenkstange steering steering drag link direction barre de direction dirección biela de la dirección	ONLY PIC NO.: K0MB23C3 / K0MB23C5 / K0MB23H3 / K0MB23H5 LENGTH [mm]: 959	<b>26654</b> (Ref. 4121 5165)			
Lenkung Spurstange steering tie rod direction barre d'accouplemen dirección barra de acoplamiento	LENGTH [mm]: 1641	<b>21285</b> (Ref. 4100 5451)		Ball Joint RHT Ball Joint LHT	19620 18481
Lenkung Spurstange steering tie rod direction barre d'accouplemen dirección barra de acoplamiento	LENGTH [mm]: 1485	<b>23255</b> (Ref. 4211 8694)		Ball Joint RHT Ball Joint LHT	19620 18481
<b>EUROTRAKKER CURSOR</b>	<b>2001 - 410 E 35; 410 E 38; 410 E 48</b>				

			LMI	Remarks
EUROTRAKKER CURSOR	2001 -	410 E 35; 410 E 38; 410 E 48		
				

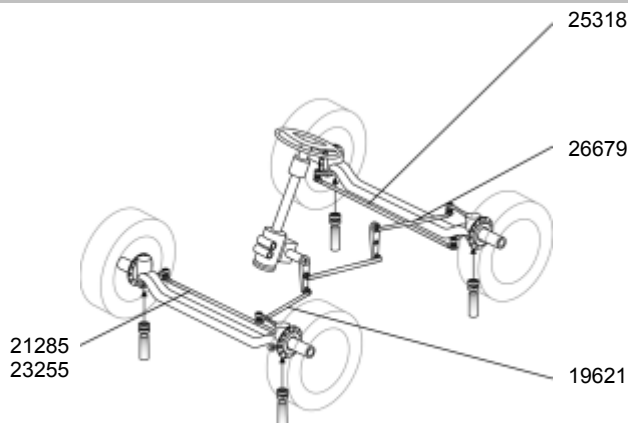







Lenkung	Lenkstange	FROM PITMAN ARM TO 1ST FRONT AXLE	LENGTH [mm]: 953	<b>19621</b> (Ref. 4100 5463)		Ball Joint RHT	19620
steering	steering drag link						
direction	barre de direction						
dirección	biela de la dirección						
Lenkung	Lenkstange	FROM SHIFT LEVER TO 2ND FRONT AXLE	LENGTH [mm]: 887	<b>26679</b> (Ref. 4102 8269)			
steering	steering drag link						
direction	barre de direction						
dirección	biela de la dirección						
Lenkung	Spurstange		LENGTH [mm]: 1641	<b>21285</b> (Ref. 4100 5451)		Ball Joint RHT Ball Joint LHT	19620 18481
steering	tie rod						
direction	barre d'accouplemen						
dirección	barra de acoplamiento						
Lenkung	Spurstange	2ND FRONT AXLE	LENGTH [mm]: 1577	<b>25318</b> (Ref. 4100 5460)			
steering	tie rod						
direction	barre d'accouplemen						
dirección	barra de acoplamiento						

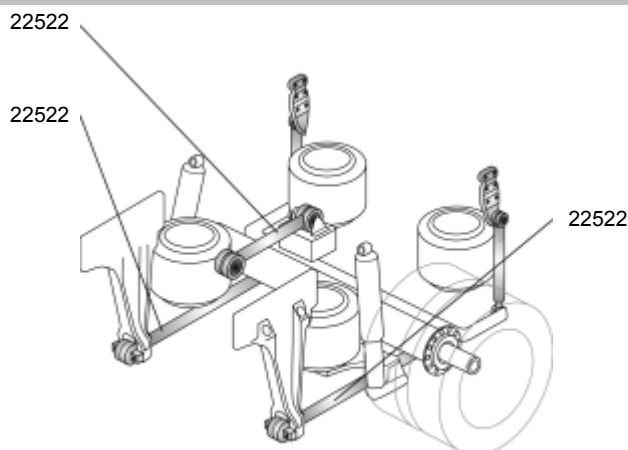


Fahrwerk	Achsstrebe	REAR AXLE	LENGTH [mm]: 610	<b>22522</b> (Ref. 4206 5332)		rep. kit ball socket 11385
Chassis	torque rod					
Châssis	bielle de retenue					
Chasis	tirante longitudinal					





			LMI	Remarks
EUROTRAKKER CURSOR	2001 -	410 E 44		

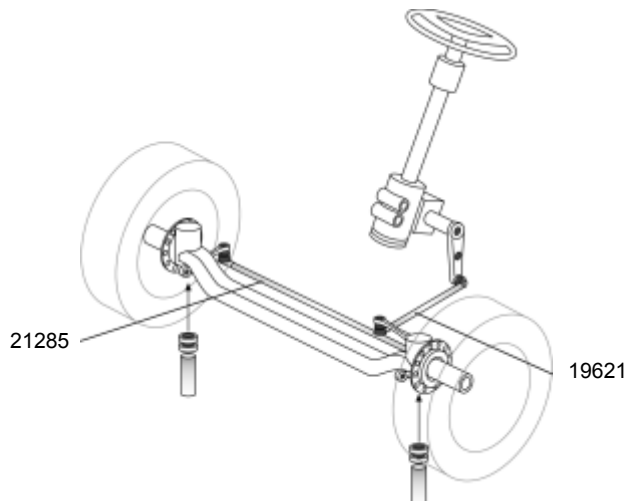




Lenkung	Lenkstange	FROM PITMAN ARM TO 1ST FRONT AXLE	LENGTH [mm]: 953	<b>19621</b> (Ref. 4100 5463)		Ball Joint RHT	19620
steering	steering drag link						
direction	barre de direction						
dirección	biela de la dirección						
Lenkung	Lenkstange	FROM SHIFT LEVER TO 2ND FRONT AXLE	LENGTH [mm]: 887	<b>26679</b> (Ref. 4102 8269)			
steering	steering drag link						
direction	barre de direction						
dirección	biela de la dirección						
Lenkung	Spurstange		LENGTH [mm]: 1641	<b>21285</b> (Ref. 4100 5451)		Ball Joint RHT Ball Joint LHT	19620 18481
steering	tie rod						
direction	barre d'accouplemen						
dirección	barra de acoplamiento						
Lenkung	Spurstange		LENGTH [mm]: 1485	<b>23255</b> (Ref. 4211 8694)		Ball Joint RHT Ball Joint LHT	19620 18481
steering	tie rod						
direction	barre d'accouplemen						
dirección	barra de acoplamiento						
Lenkung	Spurstange	2ND FRONT AXLE	LENGTH [mm]: 1577	<b>25318</b> (Ref. 4100 5460)			
steering	tie rod						
direction	barre d'accouplemen						
dirección	barra de acoplamiento						

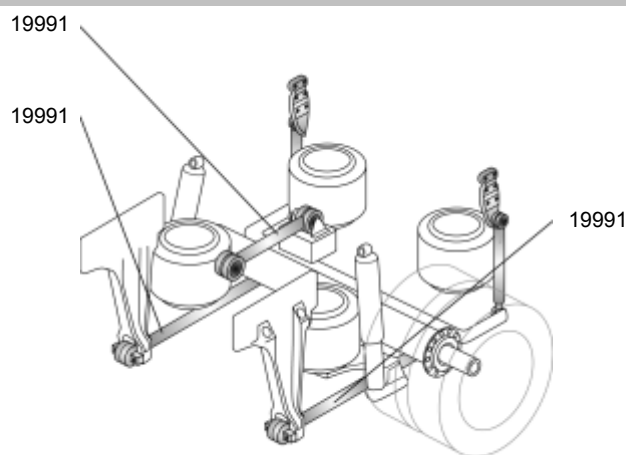






			LMI	Remarks
<b>EUROTRAKKER CURSOR</b>	<b>2001 -</b>	<b>410 E 44</b>		
Fahrwerk Achsstrebe	REAR AXLE	LENGTH [mm]: 610	<b>22522</b> (Ref. 4206 5332)	 rep. kit ball socket 11385
Chassis torque rod				
Châssis bielle de retenue				
Chassis tirante longitudinal				
<b>EUROTRAKKER CURSOR</b>	<b>2001 -</b>	<b>440 E 38; 440 E 44</b>		
				

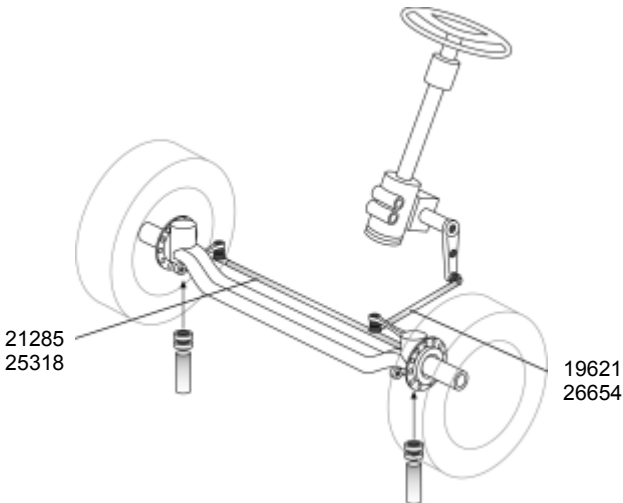






Lenkung Lenkstange	LENGTH [mm]: 953	<b>19621</b> (Ref. 4100 5463)		Ball Joint RHT	19620
steering steering drag link					
direction barre de direction					
dirección biela de la dirección					
Lenkung Spurstange	LENGTH [mm]: 1641	<b>21285</b> (Ref. 4100 5451)		Ball Joint RHT	19620
steering tie rod				Ball Joint LHT	18481
direction barre d'accouplement					
dirección barra de acoplamiento					

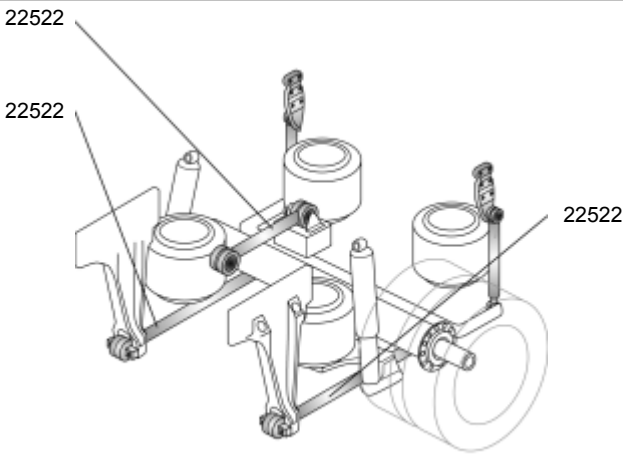



Fahrwerk Achsstrebe	REAR AXLE	LENGTH [mm]: 610	<b>19991</b> (Ref. 4204 1107)	 rep. kit ball socket 11384
Chassis torque rod				
Châssis bielle de retenue				
Chassis tirante longitudinal				
<b>EUROTRAKKER CURSOR</b>	<b>2001 -</b>	<b>720 E 38</b>		

			LMI	Remarks
EUROTRAKKER CURSOR	2001	-	720 E 38	
				

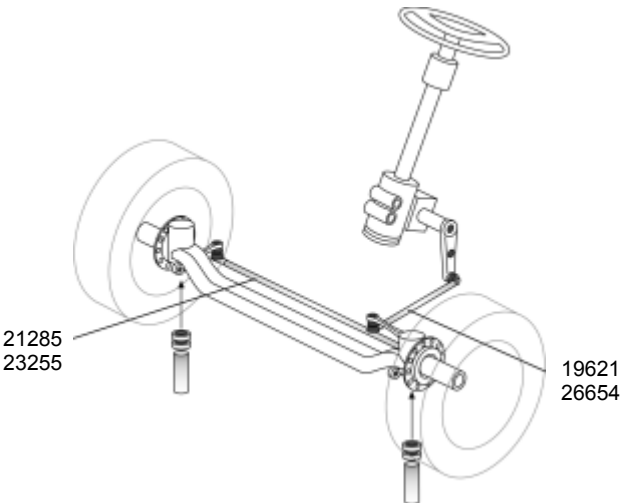






Lenkung	Lenkstange		LENGTH [mm]: 953	<b>19621</b> (Ref. 4100 5463)		Ball Joint RHT	19620
steering	steering drag link						
direction	barre de direction						
dirección	biela de la dirección						
Lenkung	Lenkstange	ONLY PIC NO.: K3LB23H5	LENGTH [mm]: 959	<b>26654</b> (Ref. 4121 5165)			
steering	steering drag link						
direction	barre de direction						
dirección	biela de la dirección						
Lenkung	Spurstange		LENGTH [mm]: 1641	<b>21285</b> (Ref. 4100 5451)		Ball Joint RHT	19620
steering	tie rod						
direction	barre d'accouplemen					Ball Joint LHT	18481
dirección	barra de acoplamiento						
Lenkung	Spurstange	ONLY PIC NO.: K3LA22H3	LENGTH [mm]: 1577	<b>25318</b> (Ref. 4100 5460)			
steering	tie rod						
direction	barre d'accouplemen						
dirección	barra de acoplamiento						

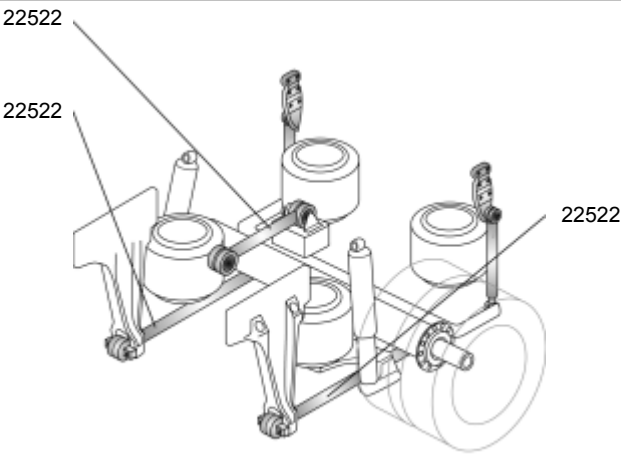



Fahrwerk	Achsstrebe	REAR AXLE	LENGTH [mm]: 610	<b>22522</b> (Ref. 4206 5332)		rep. kit ball socket 11385
Chassis	torque rod					
Châssis	bielle de retenue					
Chasis	tirante longitudinal					

			LMI	Remarks
EUROTRAKKER CURSOR	2001 -	720 E 44		
				

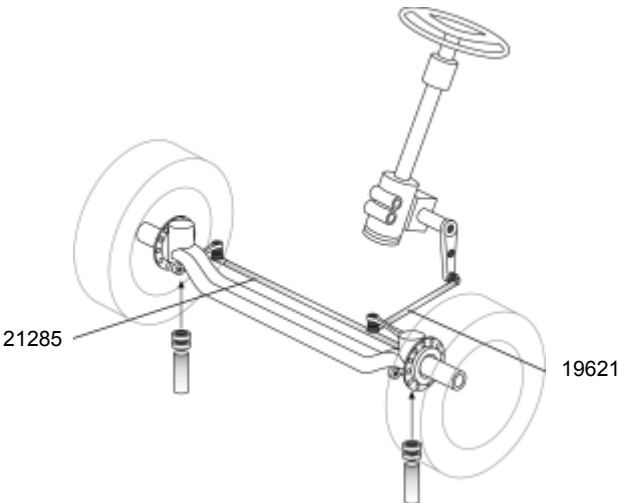





Lenkung Lenkstange		LENGTH [mm]: 953	<b>19621</b> (Ref. 4100 5463)		Ball Joint RHT	19620
steering steering drag link						
direction barre de direction						
dirección biela de la dirección						
Lenkung Lenkstange	ONLY PIC NO.: K3MB23C3 / K3MB23C5 / K3MB23H3 / K3MB23H5	LENGTH [mm]: 959	<b>26654</b> (Ref. 4121 5165)			
steering steering drag link						
direction barre de direction						
dirección biela de la dirección						
Lenkung Spurstange		LENGTH [mm]: 1641	<b>21285</b> (Ref. 4100 5451)		Ball Joint RHT	19620
steering tie rod					Ball Joint LHT	18481
direction barre d'accouplemen						
dirección barra de acoplamiento						
Lenkung Spurstange		LENGTH [mm]: 1485	<b>23255</b> (Ref. 4211 8694)		Ball Joint RHT	19620
steering tie rod					Ball Joint LHT	18481
direction barre d'accouplemen						
dirección barra de acoplamiento						

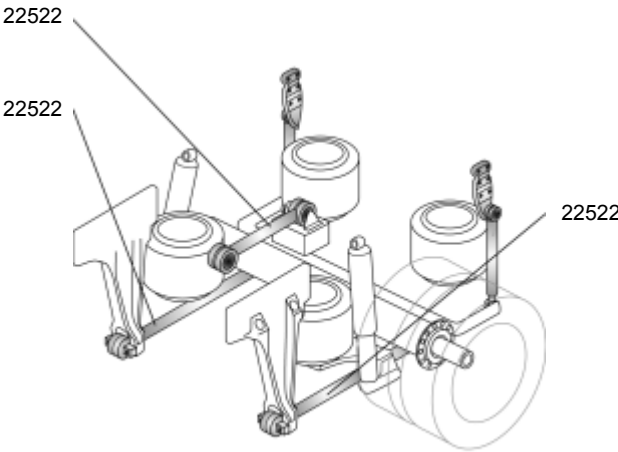



Fahrwerk Achsstrebe	REAR AXLE	LENGTH [mm]: 610	<b>22522</b> (Ref. 4206 5332)		rep. kit ball socket 11385
Chassis torque rod					
Châssis bielle de retenue					
Chasis tirante longitudinal					

			LMI	Remarks
EUROTRAKKER CURSOR				
				



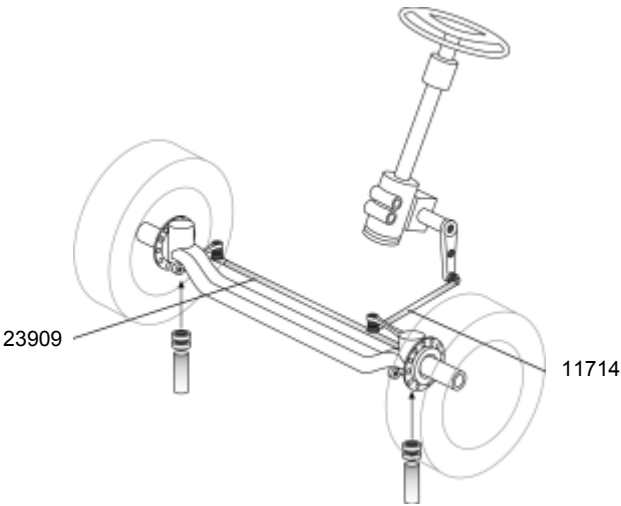
Lenkung Lenkstange	LENGTH [mm]: 953	<b>19621</b>		Ball Joint RHT	19620
steering steering drag link		(Ref. 4100 5463)			
direction barre de direction					
dirección biela de la dirección					
Lenkung Spurstange	LENGTH [mm]: 1641	<b>21285</b>		Ball Joint RHT	19620
steering tie rod		(Ref. 4100 5451)		Ball Joint LHT	18481
direction barre d'accouplemen					
dirección barra de acoplamiento					






Fahrwerk Achsstrebe	REAR AXLE	LENGTH [mm]: 610	<b>22522</b>		rep. kit ball socket 11385
Chassis torque rod			(Ref. 4206 5332)		
Châssis bielle de retenue					
Chasis tirante longitudinal					

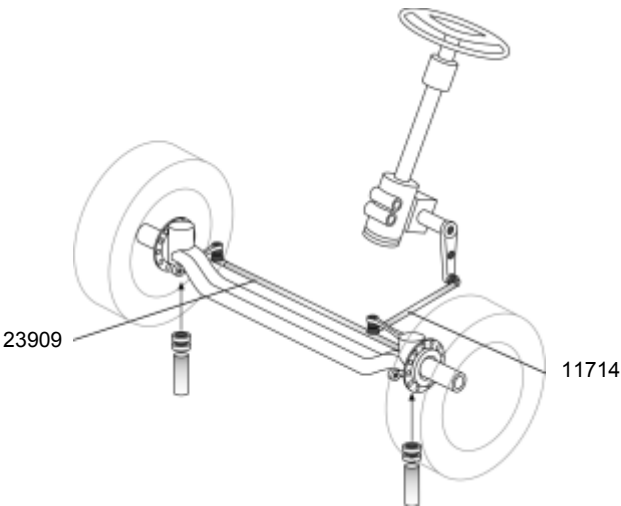
<b>M</b>	<b>1983</b>	<b>- 1991</b>	<b>115-17</b>		
----------	-------------	---------------	---------------	--	--



		LMI	Remarks
M	1983 - 1991 115-17		
			



Lenkung Lenkstange	LENGTH [mm]: 979	<b>11714</b> (Ref. 483 4037)		Ball Joint RHT	11721
steering steering drag link					
direction barre de direction					
dirección biela de la dirección					
Lenkung Spurstange	LENGTH [mm]: 1535	<b>23909</b> (Ref. 483 4137)		Ball Joint RHT	11721
steering tie rod				Ball Joint LHT	19821
direction barre d'accouplemen					
dirección barra de acoplamiento					

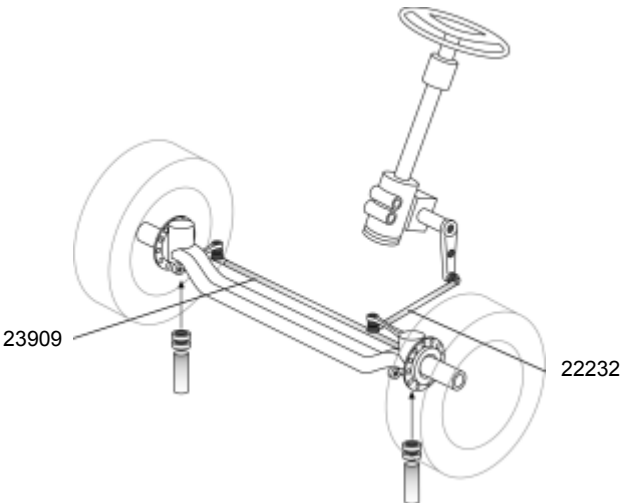
M	1983 - 1991 135-17		
			






Lenkung Lenkstange	LENGTH [mm]: 979	<b>11714</b> (Ref. 483 4037)		Ball Joint RHT	11721
steering steering drag link					
direction barre de direction					
dirección biela de la dirección					
Lenkung Spurstange	LENGTH [mm]: 1535	<b>23909</b> (Ref. 483 4137)		Ball Joint RHT	11721
steering tie rod				Ball Joint LHT	19821
direction barre d'accouplemen					
dirección barra de acoplamiento					

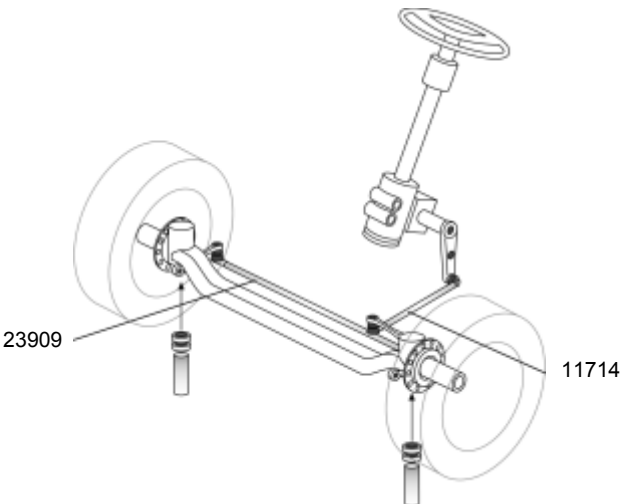
M	1986 - 1991 145-17		
---	--------------------	--	--



		LMI	Remarks
M	1986 - 1991 145-17		
			



Lenkung Lenkstange	LENGTH [mm]: 979	<b>22232</b> (Ref. 483 4039)		Ball Joint RHT	11721
steering steering drag link					
direction barre de direction					
dirección biela de la dirección					
Lenkung Spurstange	LENGTH [mm]: 1535	<b>23909</b> (Ref. 483 4137)		Ball Joint RHT	11721
steering tie rod				Ball Joint LHT	19821
direction barre d'accouplemen					
dirección barra de acoplamiento					

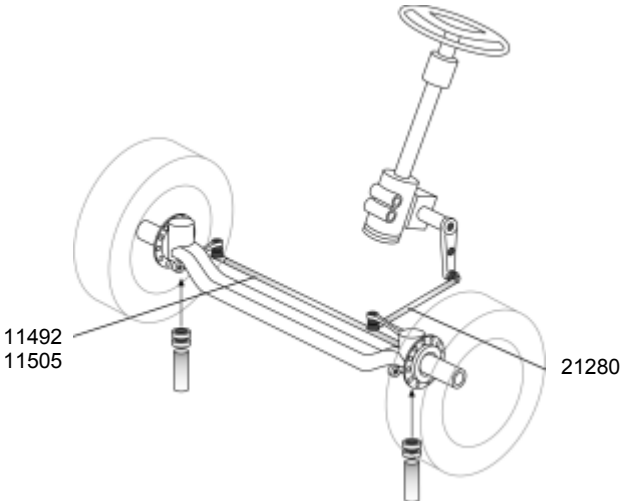
M	1982 - 1986 159-17		
			






Lenkung Lenkstange	LENGTH [mm]: 979	<b>11714</b> (Ref. 483 4037)		Ball Joint RHT	11721
steering steering drag link					
direction barre de direction					
dirección biela de la dirección					
Lenkung Spurstange	LENGTH [mm]: 1535	<b>23909</b> (Ref. 483 4137)		Ball Joint RHT	11721
steering tie rod				Ball Joint LHT	19821
direction barre d'accouplemen					
dirección barra de acoplamiento					

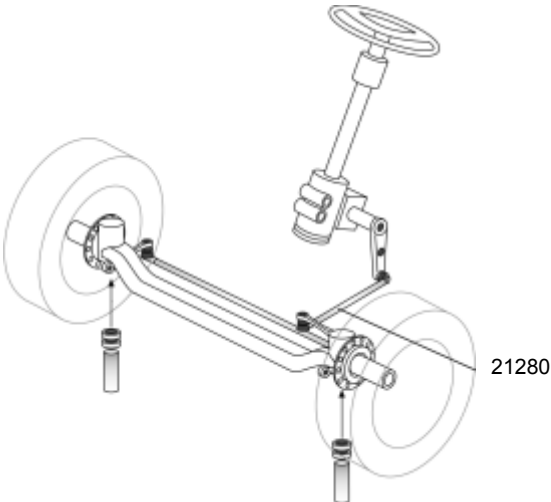
M	1982 - 1986 165-24 R		
---	----------------------	--	--


		LMI	Remarks
M	1982 - 1986	165-24 R	
			




Lenkung	Lenkstange		LENGTH [mm]: 1001	<b>21280</b> (Ref. 483 4041)		Ball Joint RHT	11505
steering	steering drag link						
direction	barre de direction						
dirección	biela de la dirección						
Lenkung	Kugelgelenk	FOR TIE ROD; OE-NO: 483 4102	LENGTH [mm]: 120 L	<b>11492</b> (Ref. 1 228 115)			
steering	ball joint						
direction	joint à rotule						
dirección	rótula						
Lenkung	Kugelgelenk	FOR TIE ROD; OE-NO: 483 4102	LENGTH [mm]: 120 R	<b>11505</b> (Ref. 1 257 890)			
steering	ball joint						
direction	joint à rotule						
dirección	rótula						

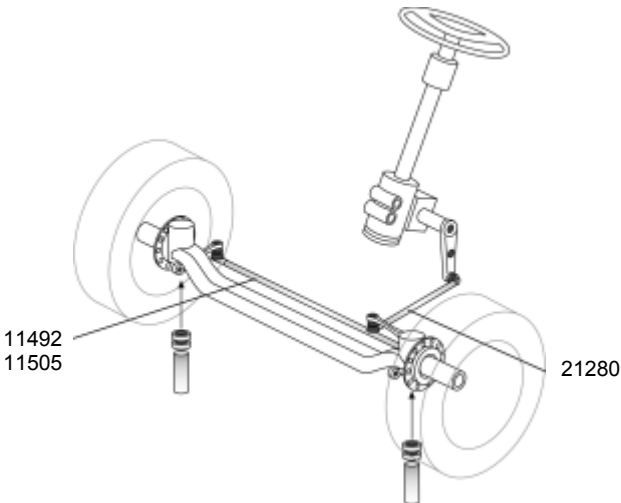
M	1986 - 1992	175-17	
			






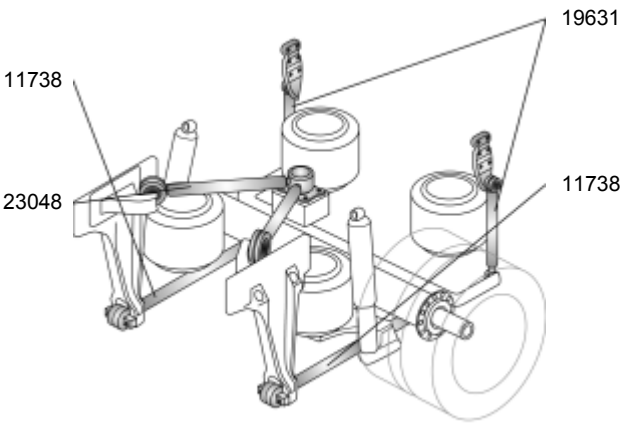
Lenkung	Lenkstange		LENGTH [mm]: 1001	<b>21280</b> (Ref. 483 4041)		Ball Joint RHT	11505
steering	steering drag link						
direction	barre de direction						
dirección	biela de la dirección						

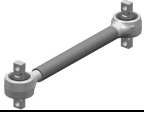

M	1986 - 1992	175-24	
---	-------------	--------	--

		LMI	Remarks
M	1986 - 1992 175-24		
			







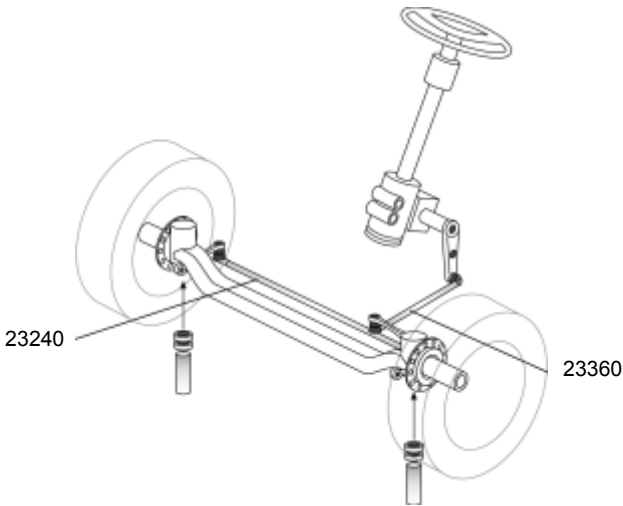
Lenkung Lenkstange		LENGTH [mm]: 1001	<b>21280</b> (Ref. 483 4041)		Ball Joint RHT 11505
steering steering drag link					
direction barre de direction					
dirección biela de la dirección					
Lenkung Kugelgelenk	FOR TIE ROD; OE-NO: 483 4102	LENGTH [mm]: 120 L	<b>11492</b> (Ref. 1 228 115)		
steering ball joint					
direction joint à rotule					
dirección rótula					
Lenkung Kugelgelenk	FOR TIE ROD; OE-NO: 483 4102	LENGTH [mm]: 120 R	<b>11505</b> (Ref. 1 257 890)		
steering ball joint					
direction joint à rotule					
dirección rótula					






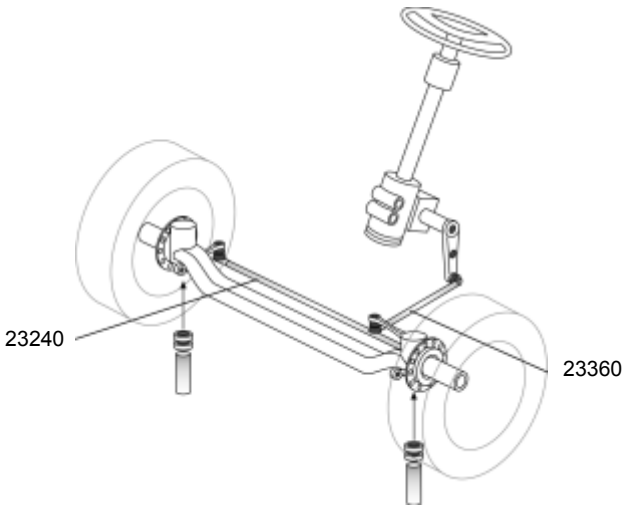
Fahrwerk Achsstrebe		LENGTH [mm]: 583	<b>11738</b> (Ref. 9848 8010)		rep. kit ball socket 20516
Chassis torque rod					
Châssis bielle de retenue					
Chasis tirante longitudinal					
Fahrwerk Dreiecklenker	REAR AXLE	LENGTH [mm]: 678	<b>23048</b> (Ref. 485 5237)		rep. kit ball socket 11713
Chassis triangular torque rod					
Châssis bras triangulaire					
Chasis tirante en V					








				LMI	Remarks
M	1986	- 1992	175-24		
Fahrwerk Stabilisatorstange				LENGTH [mm]: 355	
Chassis stabilizer rod				19631	
Châssis barre stabilisatrice				(Ref. 474 1171)	
Chasis tirante estabilizador					
MK	1983	- 1989	75- 9		
					

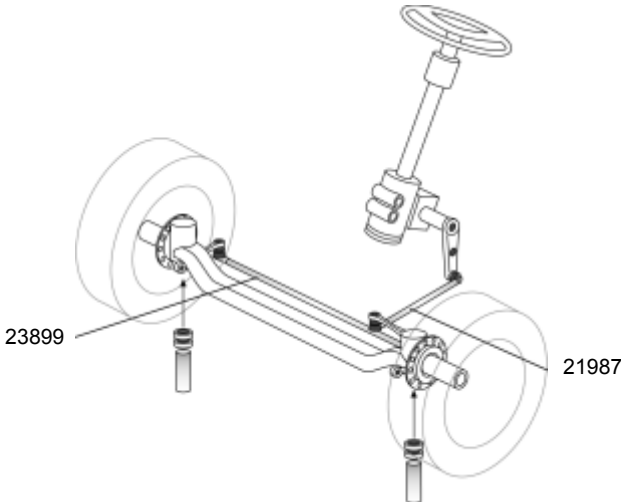





Lenkung	Lenkstange	LENGTH [mm]: 898	<b>23360</b> (Ref. 8000 3408)		Ball Joint RHT	11376
steering	steering drag link					
direction	barre de direction					
dirección	biela de la dirección					
Lenkung	Spurstange	LENGTH [mm]: 1424	<b>23240</b> (Ref. 8601 2924)		Ball Joint RHT	11376
steering	tie rod					
direction	barre d'accouplemen				Ball Joint LHT	11377
dirección	barra de acoplamient					
<b>MK</b>		<b>1983 - 1986</b>	<b>80- 9</b>			
						

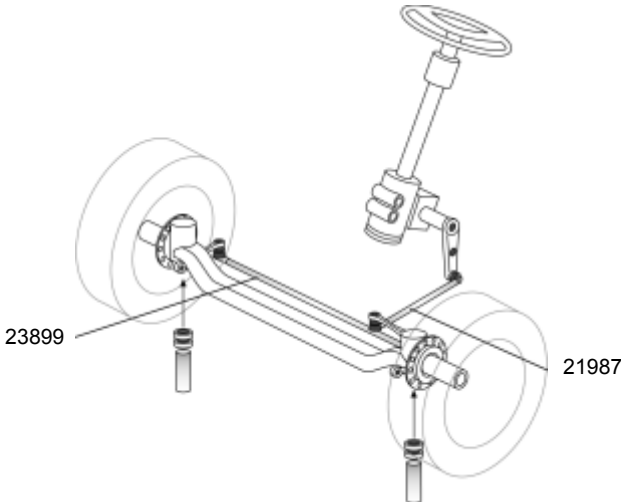



Lenkung Lenkstange		LENGTH [mm]: 898		23360		Ball Joint RHT	11376
steering steering drag link				(Ref. 8000 3408)			
direction barre de direction							
dirección biela de la dirección							





				LMI	Remarks		
MK	1983	- 1986	80- 9				
Lenkung	Spurstange			LENGTH [mm]: 1424			
steering	tie rod			23240		Ball Joint RHT	11376
direction	barre d'accouplemen			(Ref. 8601 2924)		Ball Joint LHT	11377
dirección	barra de acoplamiento						
MK	1983	- 1991	80-13				
							

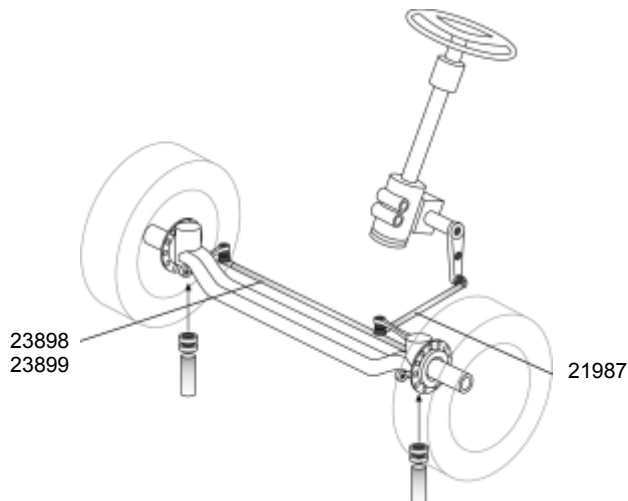






Lenkung	Lenkstange	LENGTH [mm]: 874		<b>21987</b>	Ball Joint RHT	11378
steering	steering drag link			(Ref. 4221 1148)		
direction	barre de direction					
dirección	biela de la dirección					
Lenkung	Spurstange	LENGTH [mm]: 1404		<b>23899</b>	Ball Joint RHT	11378
steering	tie rod			(Ref. 8601 2923)	Ball Joint LHT	11379
direction	barre d'accouplemen					
dirección	barra de acoplamient					
<b>MK</b>		<b>1983 - 1991</b>	<b>80-16 A</b>			
						

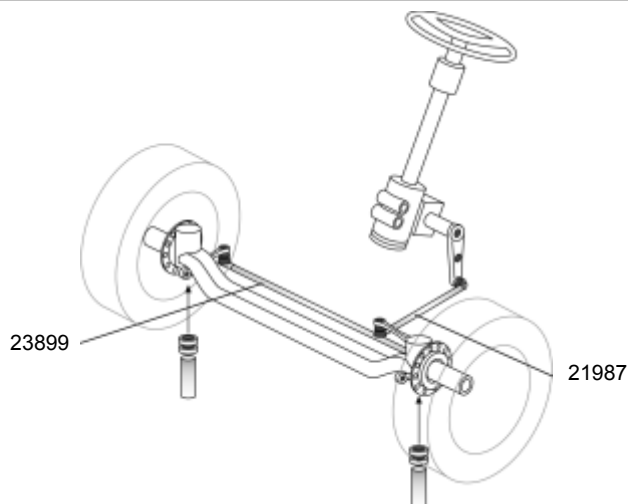








Lenkung Lenkstange steering steering drag link direction barre de direction dirección biela de la dirección				LENGTH [mm]: 874 <b>21987</b> (Ref. 4221 1148)		Ball Joint RHT 11378

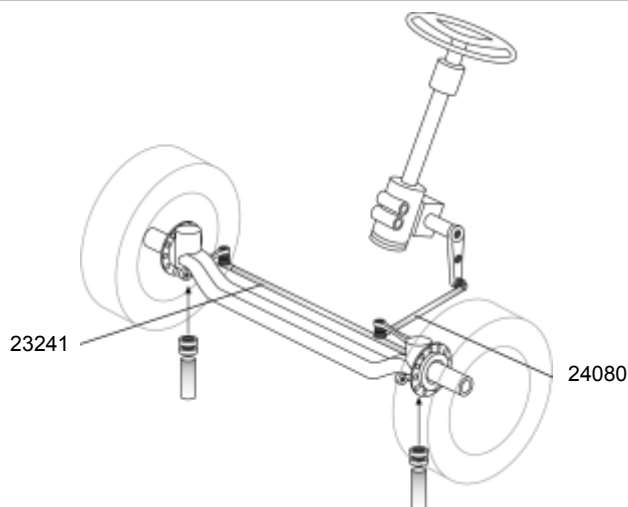
		LMI	Remarks
<b>MK</b>	<b>1983 - 1991 80-16 A</b>		
Lenkung Spurstange steering tie rod direction barre d'accouplemen dirección barra de acoplamiento	LENGTH [mm]: 1404	<b>23899</b> (Ref. 8601 2923)	 Ball Joint RHT 11378 Ball Joint LHT 11379
<b>MK</b>	<b>1986 - 1989 80-16 AW</b>		
			







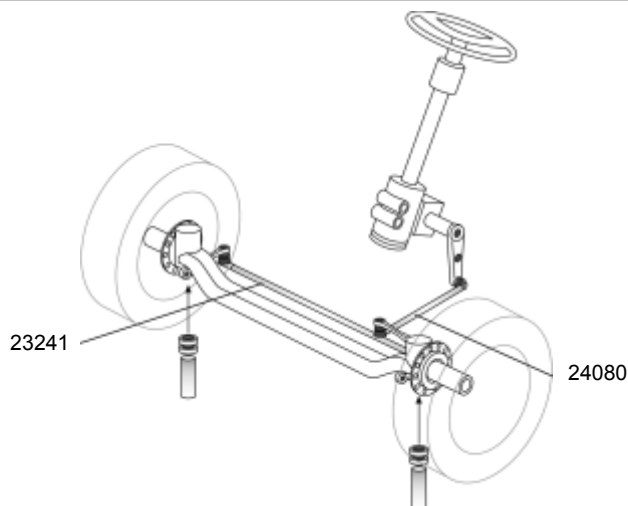
Lenkung Lenkstange steering steering drag link direction barre de direction dirección biela de la dirección	LENGTH [mm]: 874	<b>21987</b> (Ref. 4221 1148)	 Ball Joint RHT 11378
Lenkung Spurstange steering tie rod direction barre d'accouplemen dirección barra de acoplamiento	LENGTH [mm]: 1535	<b>23898</b> (Ref. 4203 7032)	 Ball Joint RHT 11378
Lenkung Spurstange steering tie rod direction barre d'accouplemen dirección barra de acoplamiento	LENGTH [mm]: 1404	<b>23899</b> (Ref. 8601 2923)	 Ball Joint RHT 11378 Ball Joint LHT 11379
<b>MK</b>	<b>1983 - 1991 90-13</b>		
			









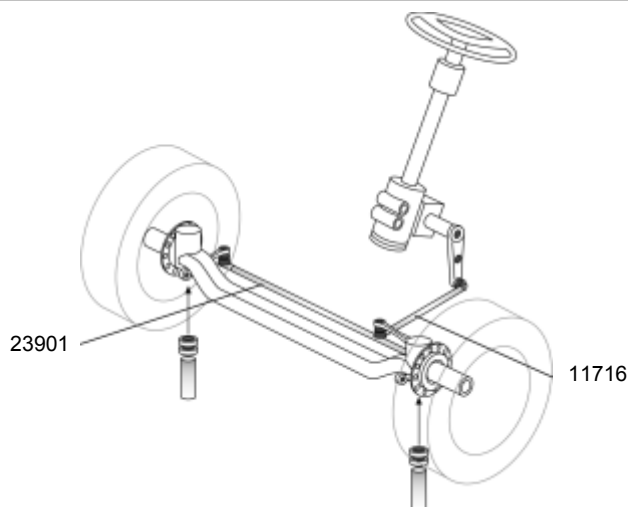
		LMI	Remarks
<b>MK</b>	<b>1983 - 1991 90-13</b>		
Lenkung Lenkstange steering steering drag link direction barre de direction dirección biela de la dirección	LENGTH [mm]: 874	<b>21987</b> (Ref. 4221 1148)	 Ball Joint RHT 11378
Lenkung Spurstange steering tie rod direction barre d'accouplemen dirección barra de acoplamiento	LENGTH [mm]: 1404	<b>23899</b> (Ref. 8601 2923)	 Ball Joint RHT 11378  Ball Joint LHT 11379
<b>MK</b>	<b>1983 - 1991 110-13; 110-16</b>		
			







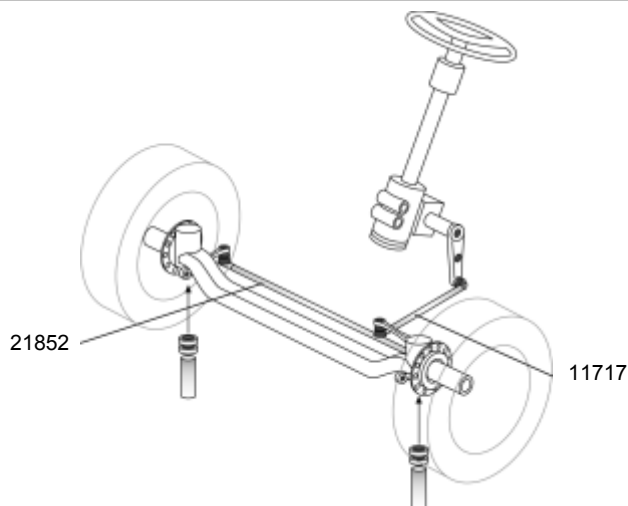
Lenkung Lenkstange steering steering drag link direction barre de direction dirección biela de la dirección	LENGTH [mm]: 904	<b>24080</b> (Ref. 4220 2358)	 Ball Joint RHT 11402
Lenkung Spurstange steering tie rod direction barre d'accouplemen dirección barra de acoplamiento	LENGTH [mm]: 1506	<b>23241</b> (Ref. 8601 1651)	 Ball Joint RHT 11402  Ball Joint LHT 11403
<b>MK</b>	<b>1983 - 1991 130-13; 130-16</b>		
			








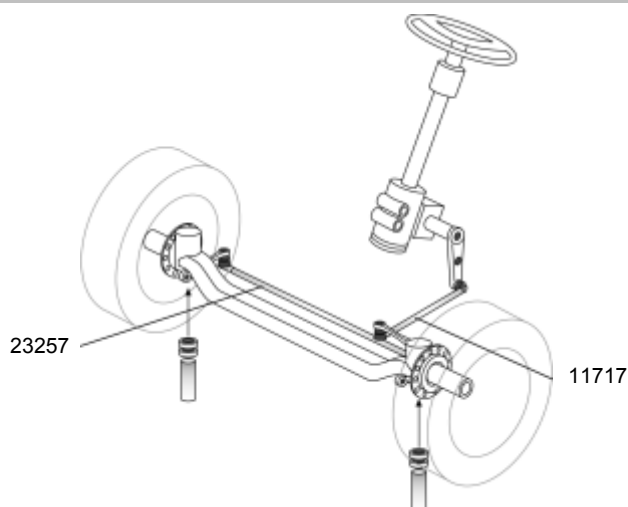
		LMI	Remarks
<b>MK</b>	<b>1983 - 1991 130-13; 130-16</b>		
Lenkung Lenkstange steering steering drag link direction barre de direction dirección biela de la dirección	LENGTH [mm]: 904	<b>24080</b> (Ref. 4220 2358)	 Ball Joint RHT 11402
Lenkung Spurstange steering tie rod direction barre d'accouplemen dirección barra de acoplamiento	LENGTH [mm]: 1506	<b>23241</b> (Ref. 8601 1651)	 Ball Joint RHT 11402  Ball Joint LHT 11403
<b>P/PA</b>	<b>1984 - 1989 160-23 AH</b>		
			







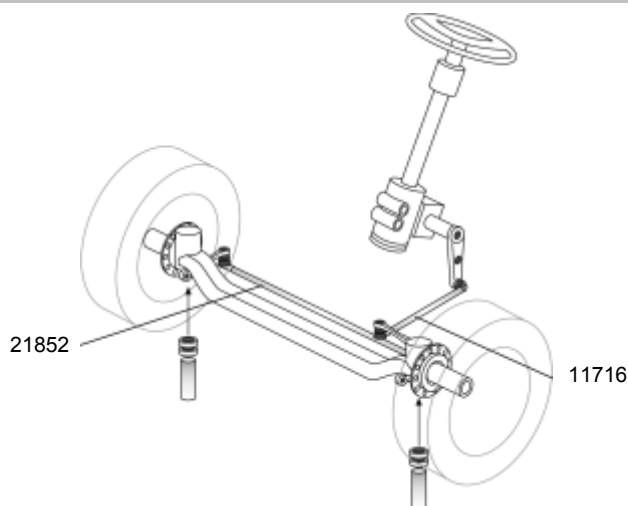
Lenkung Lenkstange steering steering drag link direction barre de direction dirección biela de la dirección	LENGTH [mm]: 890	<b>11716</b> (Ref. 4200 1326)	 Ball Joint RHT 11505
Lenkung Spurstange steering tie rod direction barre d'accouplemen dirección barra de acoplamiento	LENGTH [mm]: 1630	<b>23901</b> (Ref. 4210 2058)	 Ball Joint RHT 11378  Ball Joint LHT 11379
<b>P/PA</b>	<b>1984 - 1989 160-23 AHW</b>		
			








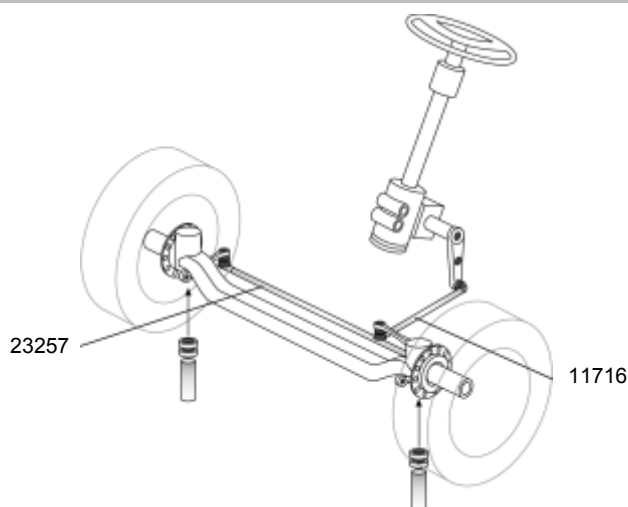
		LMI	Remarks
<b>P/PA</b>	<b>1984 - 1989 160-23 AHW</b>		
Lenkung Lenkstange steering steering drag link direction barre de direction dirección biela de la dirección	LENGTH [mm]: 910	<b>11717</b> (Ref. 4204 2950)	 Ball Joint RHT 11505
Lenkung Spurstange steering tie rod direction barre d'accouplemen dirección barra de acoplamiento	LENGTH [mm]: 1524	<b>21852</b> (Ref. 4210 0263)	 Ball Joint RHT 11505
<b>P/PA</b>	<b>1986 - 1989 160-30 AH</b>		
			







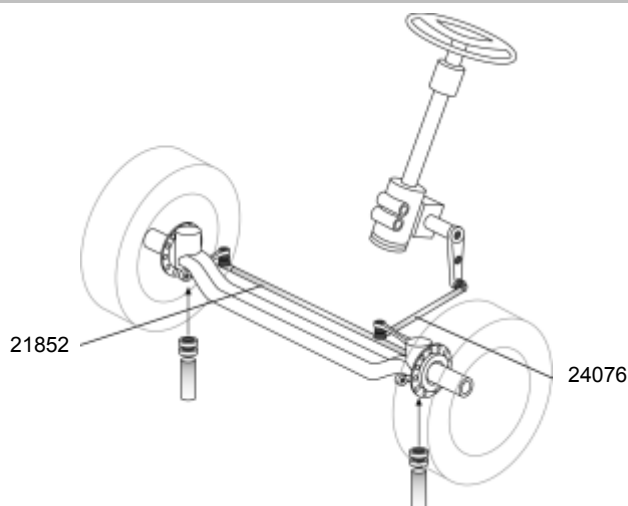
Lenkung Lenkstange steering steering drag link direction barre de direction dirección biela de la dirección	LENGTH [mm]: 910	<b>11717</b> (Ref. 4204 2950)	 Ball Joint RHT 11505
Lenkung Spurstange steering tie rod direction barre d'accouplemen dirección barra de acoplamiento	LENGTH [mm]: 1640	<b>23257</b> (Ref. 4200 3432)	 Ball Joint RHT 11505  Ball Joint LHT 11492
<b>P/PA</b>	<b>1986 - 1989 160-30 AHW</b>		
			








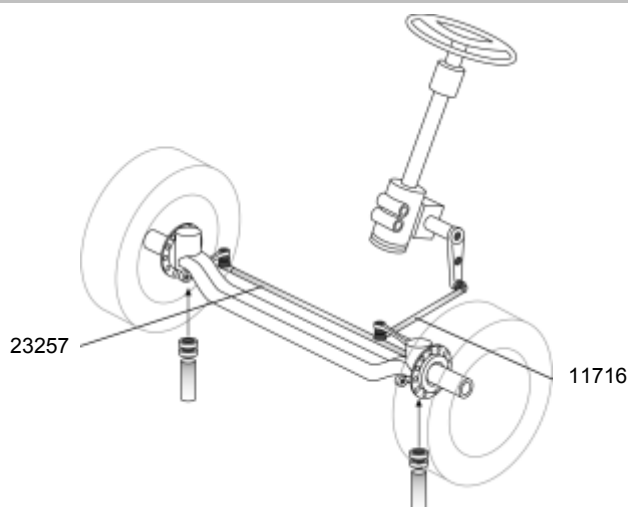
		LMI	Remarks
<b>P/PA</b>	<b>1986 - 1989 160-30 AHW</b>		
Lenkung Lenkstange steering steering drag link direction barre de direction dirección biela de la dirección	LENGTH [mm]: 890	<b>11716</b> (Ref. 4200 1326)	 Ball Joint RHT 11505
Lenkung Spurstange steering tie rod direction barre d'accouplemen dirección barra de acoplamiento	LENGTH [mm]: 1524	<b>21852</b> (Ref. 4210 0263)	 Ball Joint RHT 11505
<b>P/PA</b>	<b>1991 - 1993 170-23 AH</b>		
			







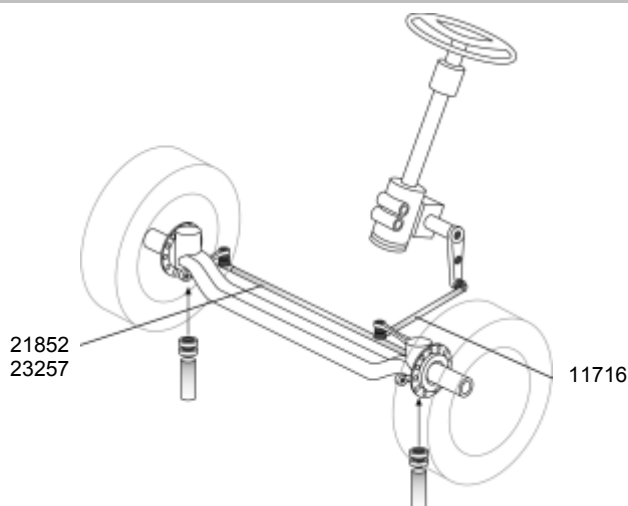
Lenkung Lenkstange steering steering drag link direction barre de direction dirección biela de la dirección	LENGTH [mm]: 890	<b>11716</b> (Ref. 4200 1326)	 Ball Joint RHT 11505
Lenkung Spurstange steering tie rod direction barre d'accouplemen dirección barra de acoplamiento	LENGTH [mm]: 1640	<b>23257</b> (Ref. 4200 3432)	 Ball Joint RHT 11505  Ball Joint LHT 11492
<b>P/PA</b>	<b>1991 - 1993 170-23 AHW</b>		
			









		LMI	Remarks
<b>P/PA</b>	<b>1991 - 1993 170-23 AHW</b>		
Lenkung Lenkstange steering steering drag link direction barre de direction dirección biela de la dirección	LENGTH [mm]: 796	<b>24076</b> (Ref. 4204 3293)	 Ball Joint RHT 11505
Lenkung Spurstange steering tie rod direction barre d'accouplemen dirección barra de acoplamiento	LENGTH [mm]: 1524	<b>21852</b> (Ref. 4210 0263)	 Ball Joint RHT 11505
<b>P/PA</b>	<b>1991 - 1993 170-25 AH</b>		
			

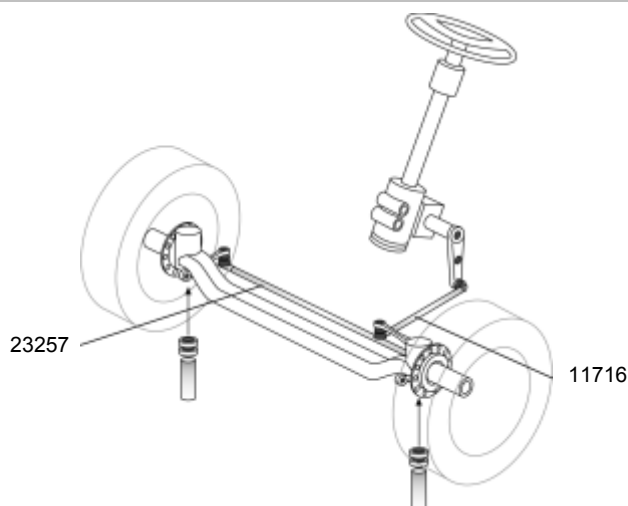




Lenkung Lenkstange steering steering drag link direction barre de direction dirección biela de la dirección	LENGTH [mm]: 890	<b>11716</b> (Ref. 4200 1326)	 Ball Joint RHT 11505
Lenkung Spurstange steering tie rod direction barre d'accouplemen dirección barra de acoplamiento	LENGTH [mm]: 1640	<b>23257</b> (Ref. 4200 3432)	 Ball Joint RHT 11505  Ball Joint LHT 11492
<b>P/PA</b>	<b>1991 - 1993 170-25 AHW</b>		
			




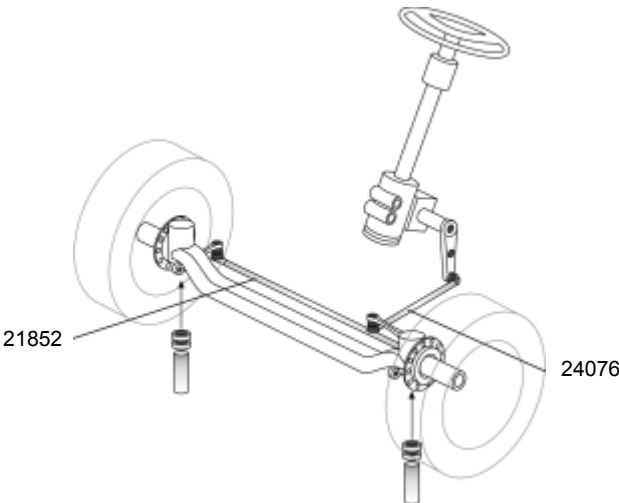




		LMI	Remarks
<b>P/PA</b>	<b>1991 - 1993 170-25 AHW</b>		
Lenkung Lenkstange steering steering drag link direction barre de direction dirección biela de la dirección	LENGTH [mm]: 890	<b>11716</b> (Ref. 4200 1326)	 Ball Joint RHT 11505
Lenkung Spurstange steering tie rod direction barre d'accouplemen dirección barra de acoplamiento	LENGTH [mm]: 1524	<b>21852</b> (Ref. 4210 0263)	 Ball Joint RHT 11505
Lenkung Spurstange steering tie rod direction barre d'accouplemen dirección barra de acoplamiento	LENGTH [mm]: 1640	<b>23257</b> (Ref. 4200 3432)	 Ball Joint RHT 11505 Ball Joint LHT 11492
<b>P/PA</b>	<b>1991 - 1993 170-34 AH</b>		
			




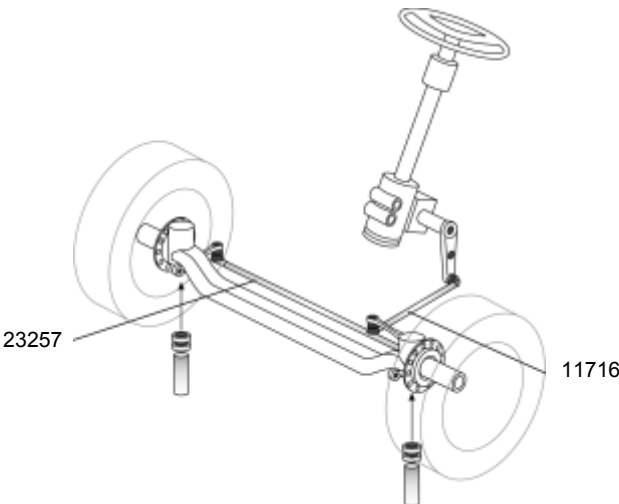
Lenkung Lenkstange steering steering drag link direction barre de direction dirección biela de la dirección	LENGTH [mm]: 890	<b>11716</b> (Ref. 4200 1326)	 Ball Joint RHT 11505
Lenkung Spurstange steering tie rod direction barre d'accouplemen dirección barra de acoplamiento	LENGTH [mm]: 1640	<b>23257</b> (Ref. 4200 3432)	 Ball Joint RHT 11505 Ball Joint LHT 11492
<b>P/PA</b>	<b>1991 - 1993 170-34 AHW</b>		



		LMI	Remarks
P/PA	1991 - 1993 170-34 AHW		
			




Lenkung Lenkstange	LENGTH [mm]: 796	<b>24076</b> (Ref. 4204 3293)	 Ball Joint RHT	11505
steering steering drag link				
direction barre de direction				
dirección biela de la dirección				
Lenkung Spurstange	LENGTH [mm]: 1524	<b>21852</b> (Ref. 4210 0263)	 Ball Joint RHT	11505
steering tie rod				
direction barre d'accouplemen				
dirección barra de acoplamiento				

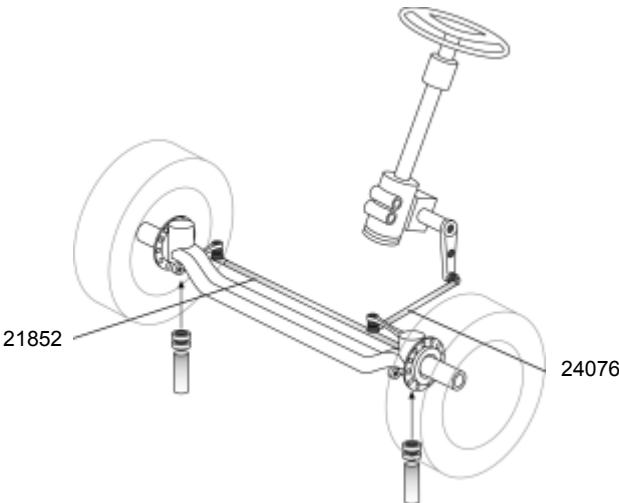
P/PA	1991 - 1993 180-23 AH		
			






Lenkung Lenkstange	LENGTH [mm]: 890	<b>11716</b> (Ref. 4200 1326)	 Ball Joint RHT	11505
steering steering drag link				
direction barre de direction				
dirección biela de la dirección				
Lenkung Spurstange	LENGTH [mm]: 1640	<b>23257</b> (Ref. 4200 3432)	 Ball Joint RHT	11505
steering tie rod				
direction barre d'accouplemen				
dirección barra de acoplamiento				

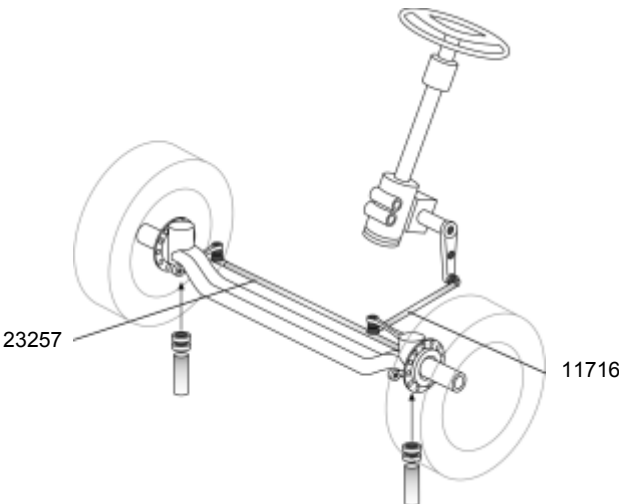
P/PA	1991 - 1993 180-23 AHW		
------	------------------------	--	--



		LMI	Remarks
P/PA	1991 - 1993	180-23 AHW	
			



Lenkung Lenkstange	LENGTH [mm]: 796	<b>24076</b> (Ref. 4204 3293)	 Ball Joint RHT	11505
steering steering drag link				
direction barre de direction				
dirección biela de la dirección				
Lenkung Spurstange	LENGTH [mm]: 1524	<b>21852</b> (Ref. 4210 0263)	 Ball Joint RHT	11505
steering tie rod				
direction barre d'accouplemen				
dirección barra de acoplamiento				

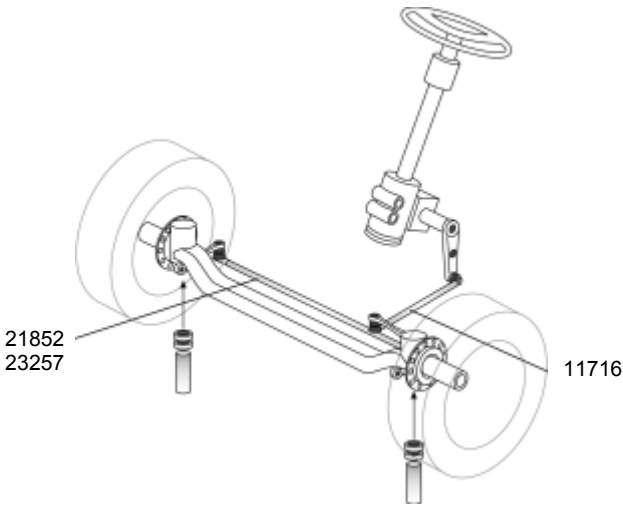
P/PA	1991 - 1993	180-25 AH	
			







Lenkung Lenkstange	LENGTH [mm]: 890	<b>11716</b> (Ref. 4200 1326)	 Ball Joint RHT	11505
steering steering drag link				
direction barre de direction				
dirección biela de la dirección				
Lenkung Spurstange	LENGTH [mm]: 1640	<b>23257</b> (Ref. 4200 3432)	 Ball Joint RHT	11505
steering tie rod				
direction barre d'accouplemen				
dirección barra de acoplamiento				

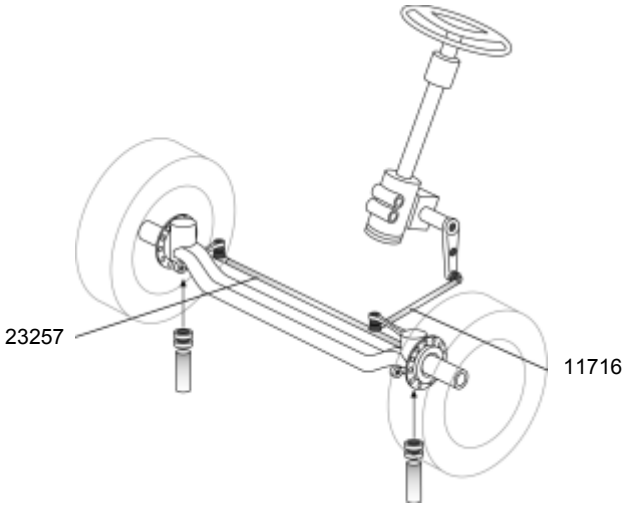
P/PA	1991 - 1993	180-25 AHW	
------	-------------	------------	--

		LMI	Remarks
P/PA	1991 - 1993	180-25 AHW	
			







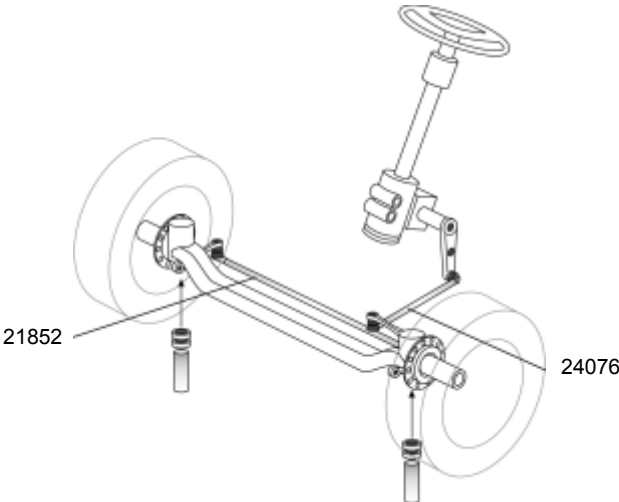
Lenkung Lenkstange	LENGTH [mm]: 890	<b>11716</b> (Ref. 4200 1326)		Ball Joint RHT	11505
steering steering drag link					
direction barre de direction					
dirección biela de la dirección					
Lenkung Spurstange	LENGTH [mm]: 1524	<b>21852</b> (Ref. 4210 0263)		Ball Joint RHT	11505
steering tie rod					
direction barre d'accouplemen					
dirección barra de acoplamiento					
Lenkung Spurstange	LENGTH [mm]: 1640	<b>23257</b> (Ref. 4200 3432)		Ball Joint RHT	11505
steering tie rod					
direction barre d'accouplemen				Ball Joint LHT	11492
dirección barra de acoplamiento					




P/PA	1991 - 1993	180-34 AH	
			

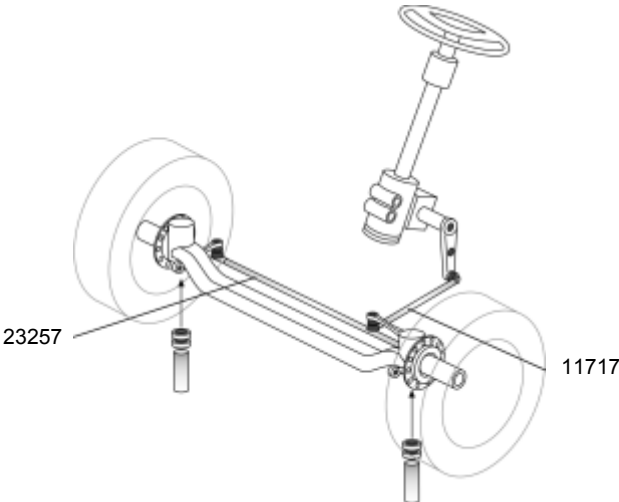



Lenkung Lenkstange	LENGTH [mm]: 890	<b>11716</b> (Ref. 4200 1326)		Ball Joint RHT	11505
steering steering drag link					
direction barre de direction					
dirección biela de la dirección					





				LMI	Remarks		
P/PA		1991	- 1993	180-34 AH			
Lenkung Spurstange				LENGTH [mm]: 1640			
steering tie rod				23257		Ball Joint RHT	11505
direction barre d'accouplemen				(Ref. 4200 3432)		Ball Joint LHT	11492
dirección barra de acoplamiento							
P/PA		1991	- 1993	180-34 AHW			
							

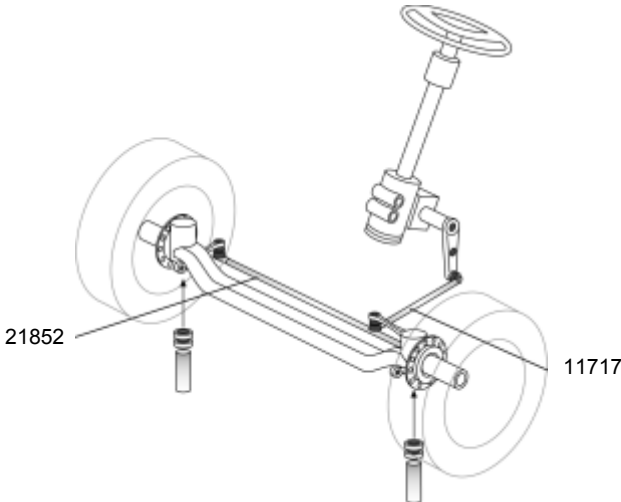





Lenkung	Lenkstange	LENGTH [mm]: 796	<b>24076</b> (Ref. 4204 3293)		Ball Joint RHT	11505
steering	steering drag link					
direction	barre de direction					
dirección	biela de la dirección					
Lenkung	Spurstange	LENGTH [mm]: 1524	<b>21852</b> (Ref. 4210 0263)		Ball Joint RHT	11505
steering	tie rod					
direction	barre d'accouplemen					
dirección	barra de acoplamiento					
<b>P/PA</b>		<b>1983 - 1986</b>	<b>190-25 AH</b>			
						

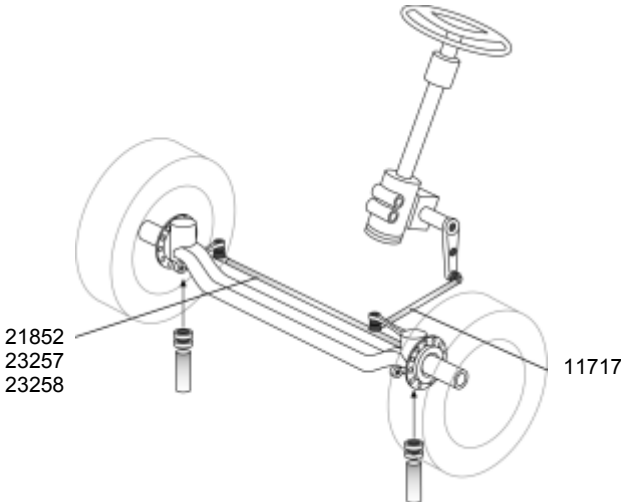



Lenkung Lenkstange steering steering drag link direction barre de direction dirección biela de la dirección				LENGTH [mm]: 910 <b>11717</b> (Ref. 4204 2950)		Ball Joint RHT 11505







				LMI	Remarks		
P/PA		1983	- 1986	190-25 AH			
Lenkung Spurstange				LENGTH [mm]: 1640			
steering tie rod				23257		Ball Joint RHT	11505
direction barre d'accouplemen				(Ref. 4200 3432)		Ball Joint LHT	11492
dirección barra de acoplamiento							
P/PA		1983	- 1986	190-25 AHW			
							

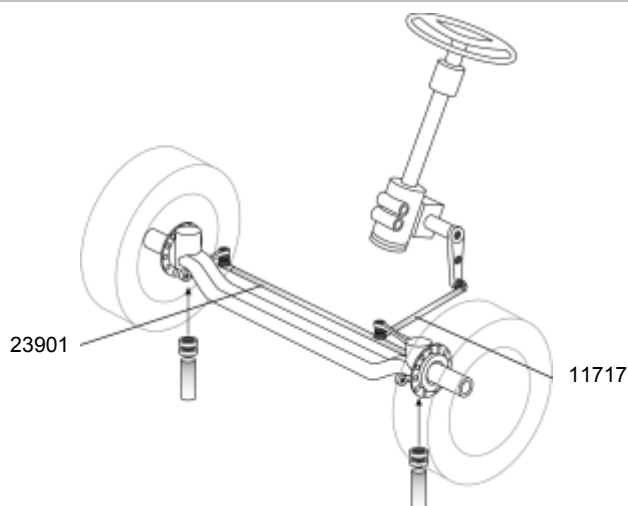




Lenkung	Lenkstange	LENGTH [mm]: 910	<b>11717</b> (Ref. 4204 2950)		Ball Joint RHT	11505
steering	steering drag link					
direction	barre de direction					
dirección	biela de la dirección					
Lenkung	Spurstange	LENGTH [mm]: 1524	<b>21852</b> (Ref. 4210 0263)		Ball Joint RHT	11505
steering	tie rod					
direction	barre d'accouplemen					
dirección	barra de acoplamiento					
<b>P/PA</b>		<b>1987 - 1992</b>	<b>190-30 H</b>			
						






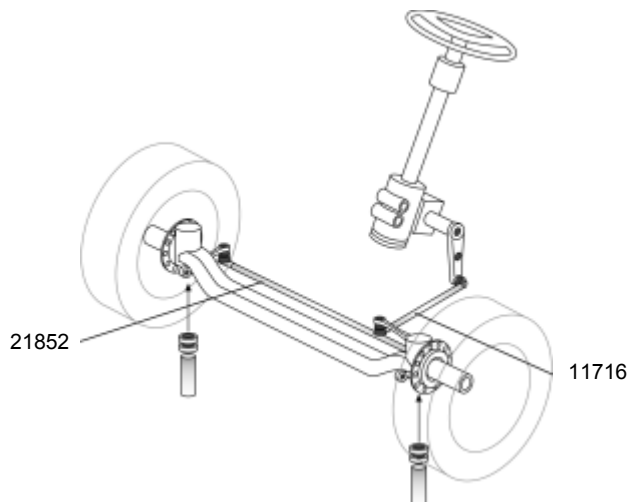
Lenkung Lenkstange steering steering drag link direction barre de direction dirección biela de la dirección				LENGTH [mm]: 910 <b>11717</b> (Ref. 4204 2950)		Ball Joint RHT 11505



		LMI	Remarks
<b>P/PA</b>	<b>1987 - 1992 190-30 H</b>		
Lenkung Spurstange steering tie rod direction barre d'accouplemen dirección barra de acoplamiento	PIC NO.: 60131112/1115	LENGTH [mm]: 1524 <b>21852</b> (Ref. 4210 0263)	 Ball Joint RHT 11505
Lenkung Spurstange steering tie rod direction barre d'accouplemen dirección barra de acoplamiento	PIC NO.: 60031155/1255; PIC NO.: 60032152	LENGTH [mm]: 1640 <b>23257</b> (Ref. 4200 3432)	 Ball Joint RHT 11505 Ball Joint LHT 11492
Lenkung Spurstange steering tie rod direction barre d'accouplemen dirección barra de acoplamiento		LENGTH [mm]: 1606 <b>23258</b> (Ref. 4203 7657)	 Ball Joint RHT 11505 Ball Joint LHT 11492
<b>P/PA</b>	<b>1989 - 1992 190-30 HT</b>		
			




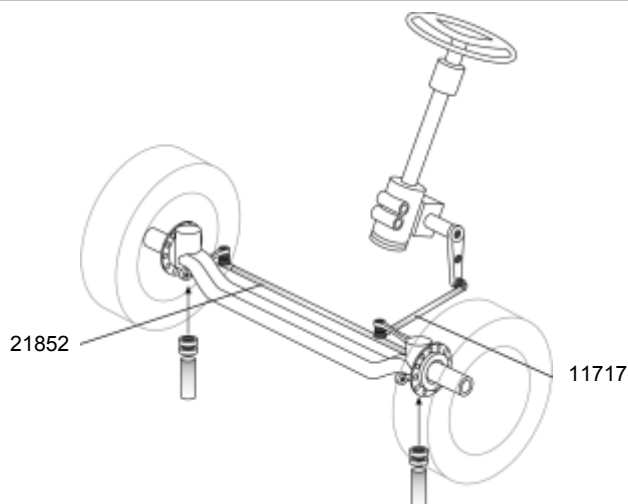
Lenkung Lenkstange steering steering drag link direction barre de direction dirección biela de la dirección		LENGTH [mm]: 910 <b>11717</b> (Ref. 4204 2950)	 Ball Joint RHT 11505
Lenkung Spurstange steering tie rod direction barre d'accouplemen dirección barra de acoplamiento		LENGTH [mm]: 1630 <b>23901</b> (Ref. 4210 2058)	 Ball Joint RHT 11378 Ball Joint LHT 11379
<b>P/PA</b>	<b>1987 - 1992 190-30 HW</b>		



		LMI	Remarks
P/PA	1987 - 1992 190-30 HW		
			



Lenkung Lenkstange	LENGTH [mm]: 890	<b>11716</b> (Ref. 4200 1326)		Ball Joint RHT	11505
steering steering drag link					
direction barre de direction					
dirección biela de la dirección					
Lenkung Spurstange	LENGTH [mm]: 1524	<b>21852</b> (Ref. 4210 0263)		Ball Joint RHT	11505
steering tie rod					
direction barre d'accouplemen					
dirección barra de acoplamiento					




P/PA	1983 - 1985 190-32 AH; 190-32 AHW		
			

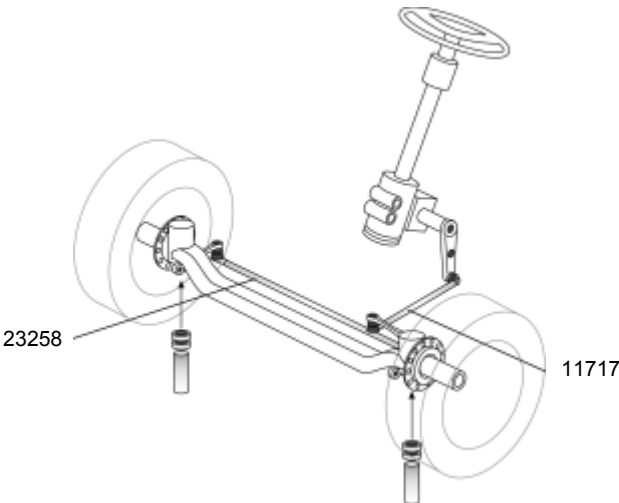




Lenkung Lenkstange	LENGTH [mm]: 910	<b>11717</b> (Ref. 4204 2950)		Ball Joint RHT	11505
steering steering drag link					
direction barre de direction					
dirección biela de la dirección					
Lenkung Spurstange	LENGTH [mm]: 1524	<b>21852</b> (Ref. 4210 0263)		Ball Joint RHT	11505
steering tie rod					
direction barre d'accouplemen					
dirección barra de acoplamiento					

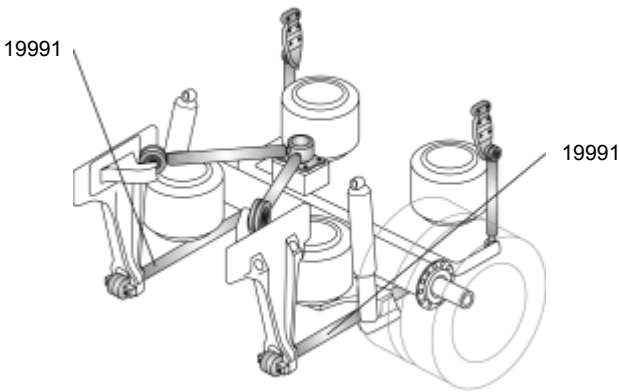
P/PA	1979 - 1986 260-25 AH; 260-25 AHB		
------	-----------------------------------	--	--




		LMI	Remarks
P/PA	1979 - 1986	260-25 AH; 260-25 AHB	
			



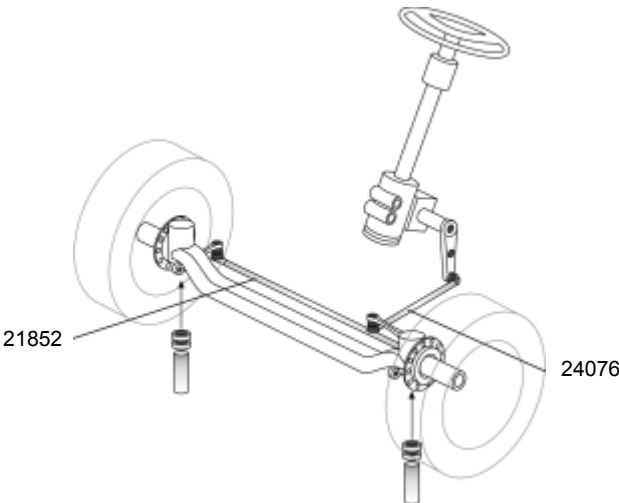
Lenkung Lenkstange	LENGTH [mm]: 910	<b>11717</b> (Ref. 4204 2950)		Ball Joint RHT	11505
steering steering drag link					
direction barre de direction					
dirección biela de la dirección					
Lenkung Spurstange	LENGTH [mm]: 1606	<b>23258</b> (Ref. 4203 7657)		Ball Joint RHT	11505
steering tie rod				Ball Joint LHT	11492
direction barre d'accouplemen					
dirección barra de acoplamiento					





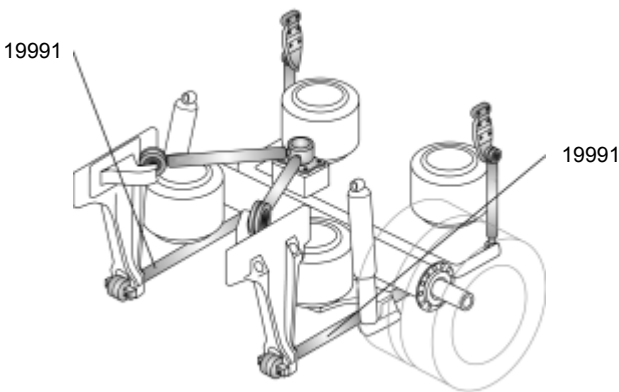
Fahrwerk Achsstrebe	REAR AXLE	LENGTH [mm]: 610	<b>19991</b> (Ref. 4204 1107)		rep. kit ball socket 11384
Chassis torque rod					
Châssis bielle de retenue					
Chasis tirante longitudinal					


P/PA	1984 - 1986	260-25 AHW			
------	-------------	------------	--	--	--

		LMI	Remarks
P/PA	1984 - 1986	260-25 AHW	
			





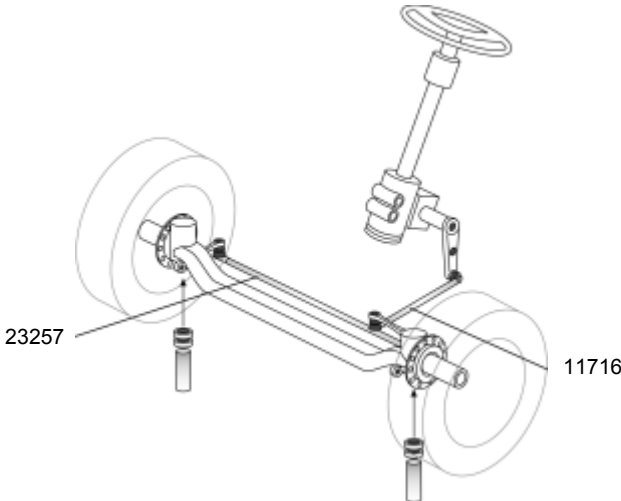
Lenkung Lenkstange	LENGTH [mm]: 796	<b>24076</b> (Ref. 4204 3293)	 Ball Joint RHT	11505
steering steering drag link				
direction barre de direction				
dirección biela de la dirección				
Lenkung Spurstange	LENGTH [mm]: 1524	<b>21852</b> (Ref. 4210 0263)	 Ball Joint RHT	11505
steering tie rod				
direction barre d'accouplemen				
dirección barra de acoplamiento				





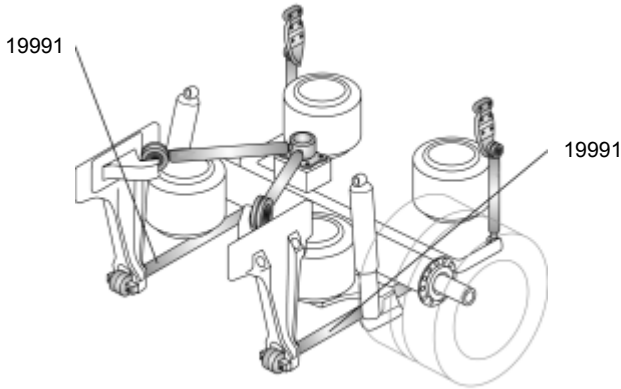
Fahrwerk Achsstrebe	REAR AXLE	LENGTH [mm]: 610	<b>19991</b> (Ref. 4204 1107)	 rep. kit ball socket 11384
Chassis torque rod				
Châssis bielle de retenue				
Chasis tirante longitudinal				


P/PA	1986 - 1990	260-30 AH; 260-30 AHT		
------	-------------	-----------------------	--	--

		LMI	Remarks
P/PA	1986 - 1990	260-30 AH; 260-30 AHT	
			




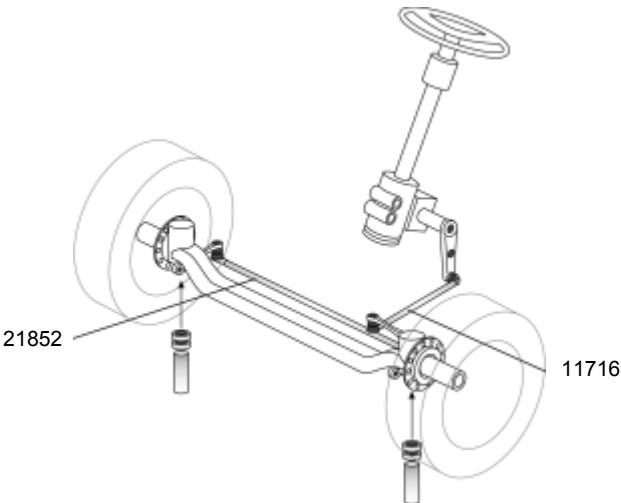
Lenkung Lenkstange	LENGTH [mm]: 890	<b>11716</b> (Ref. 4200 1326)		Ball Joint RHT	11505
steering steering drag link					
direction barre de direction					
dirección biela de la dirección					
Lenkung Spurstange	LENGTH [mm]: 1640	<b>23257</b> (Ref. 4200 3432)		Ball Joint RHT	11505
steering tie rod				Ball Joint LHT	11492
direction barre d'accouplemen					
dirección barra de acoplamiento					





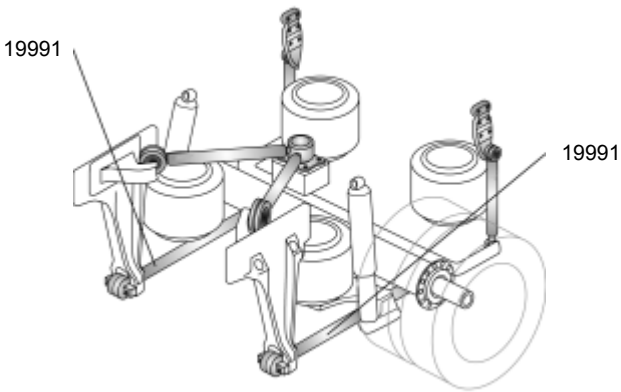
Fahrwerk Achsstrebe	REAR AXLE	LENGTH [mm]: 610	<b>19991</b> (Ref. 4204 1107)		rep. kit ball socket 11384
Chassis torque rod					
Châssis bielle de retenue					
Chasis tirante longitudinal					


P/PA	1986 - 1990	260-30 AHW			
------	-------------	------------	--	--	--

		LMI	Remarks
P/PA	1986 - 1990 260-30 AHW		
			



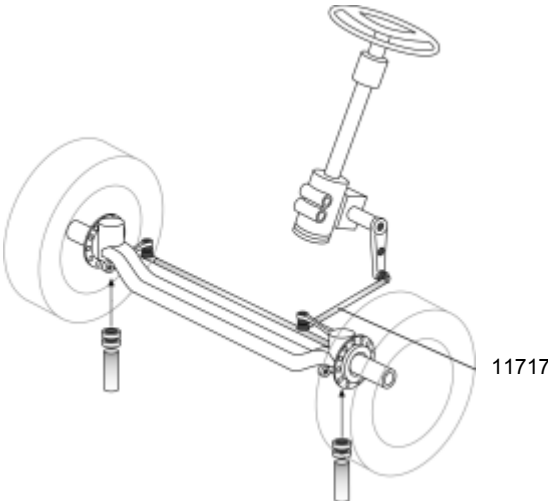
Lenkung Lenkstange	LENGTH [mm]: 890	<b>11716</b> (Ref. 4200 1326)	 Ball Joint RHT	11505
steering steering drag link				
direction barre de direction				
dirección biela de la dirección				
Lenkung Spurstange	LENGTH [mm]: 1524	<b>21852</b> (Ref. 4210 0263)	 Ball Joint RHT	11505
steering tie rod				
direction barre d'accouplemen				
dirección barra de acoplamiento				




Fahrwerk Achsstrebe	REAR AXLE	LENGTH [mm]: 610	<b>19991</b> (Ref. 4204 1107)	 rep. kit ball socket 11384
Chassis torque rod				
Châssis bielle de retenue				
Chasis tirante longitudinal				

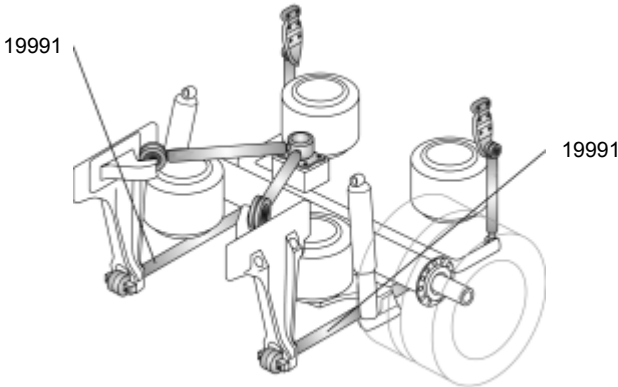
P/PA	1983 - 1985 260-32 AH			
------	-----------------------	--	--	--

		LMI	Remarks
P/PA	1983 - 1985 260-32 AH		
			






Lenkung Lenkstange	LENGTH [mm]: 910	<b>11717</b>		Ball Joint RHT 11505
steering steering drag link		(Ref. 4204 2950)		
direction barre de direction				
dirección biela de la dirección				

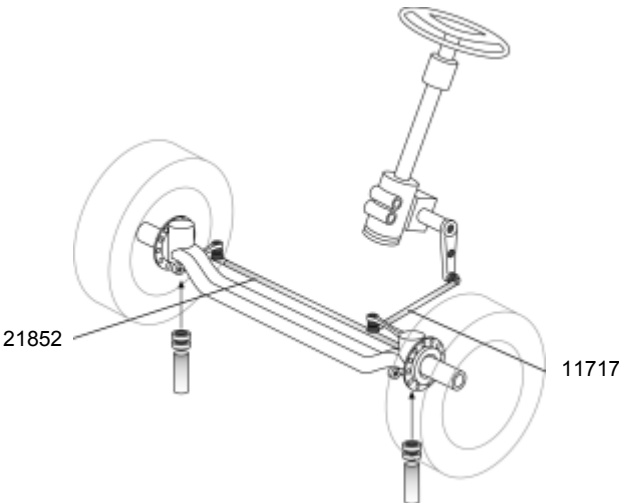

--





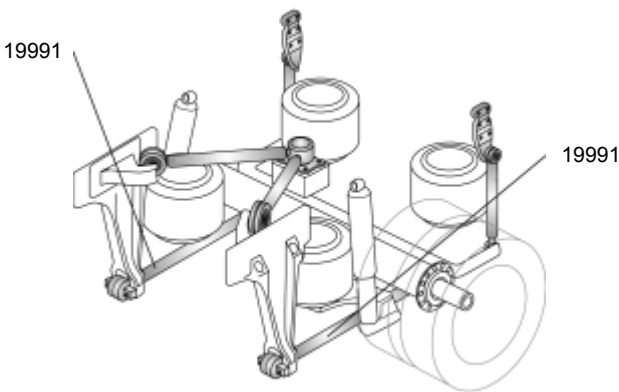
Fahrwerk Achsstrebe	REAR AXLE	LENGTH [mm]: 610	<b>19991</b>		rep. kit ball socket 11384
Chassis torque rod			(Ref. 4204 1107)		
Châssis bielle de retenue					
Chasis tirante longitudinal					


P/PA	1983 - 1985 260-32 AHT; 260-32 AHW
------	------------------------------------

		LMI	Remarks
P/PA	1983 - 1985	260-32 AHT; 260-32 AHW	
			




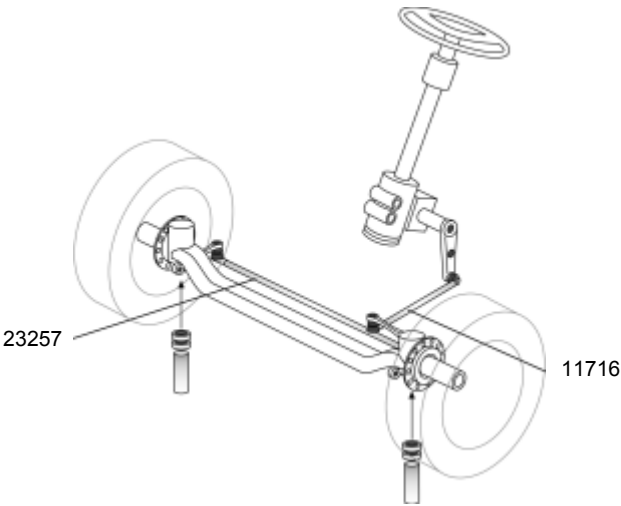
Lenkung Lenkstange	LENGTH [mm]: 910	<b>11717</b> (Ref. 4204 2950)		Ball Joint RHT	11505
steering steering drag link					
direction barre de direction					
dirección biela de la dirección					
Lenkung Spurstange	LENGTH [mm]: 1524	<b>21852</b> (Ref. 4210 0263)		Ball Joint RHT	11505
steering tie rod					
direction barre d'accouplemen					
dirección barra de acoplamiento					





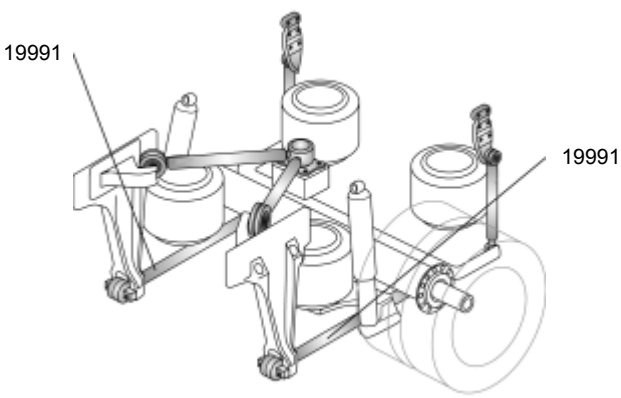
Fahrwerk Achsstrebe	REAR AXLE	LENGTH [mm]: 610	<b>19991</b> (Ref. 4204 1107)		rep. kit ball socket 11384
Chassis torque rod					
Châssis bielle de retenue					
Chasis tirante longitudinal					


P/PA	1989 - 1992	260-34 AH			
------	-------------	-----------	--	--	--

		LMI	Remarks
P/PA	1989 - 1992 260-34 AH		
			






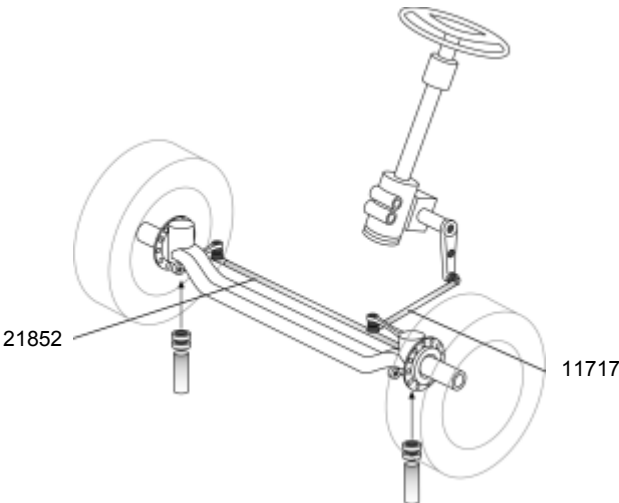
Lenkung Lenkstange	LENGTH [mm]: 890	<b>11716</b> (Ref. 4200 1326)		Ball Joint RHT	11505
steering steering drag link					
direction barre de direction					
dirección biela de la dirección					
Lenkung Spurstange	LENGTH [mm]: 1640	<b>23257</b> (Ref. 4200 3432)		Ball Joint RHT	11505
steering tie rod				Ball Joint LHT	11492
direction barre d'accouplemen					
dirección barra de acoplamiento					





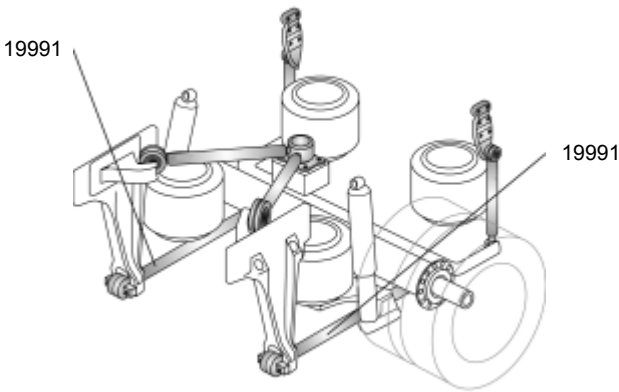
Fahrwerk Achsstrebe	REAR AXLE	LENGTH [mm]: 610	<b>19991</b> (Ref. 4204 1107)		rep. kit ball socket 11384
Chassis torque rod					
Châssis bielle de retenue					
Chasis tirante longitudinal					


P/PA	1991 - 1992 260-34 AHT; 260-34 AHW				
------	------------------------------------	--	--	--	--

		LMI	Remarks
P/PA	1991 - 1992	260-34 AHT; 260-34 AHW	
			






Lenkung Lenkstange	LENGTH [mm]: 910	<b>11717</b> (Ref. 4204 2950)		Ball Joint RHT	11505
steering steering drag link					
direction barre de direction					
dirección biela de la dirección					
Lenkung Spurstange	LENGTH [mm]: 1524	<b>21852</b> (Ref. 4210 0263)		Ball Joint RHT	11505
steering tie rod					
direction barre d'accouplemen					
dirección barra de acoplamiento					

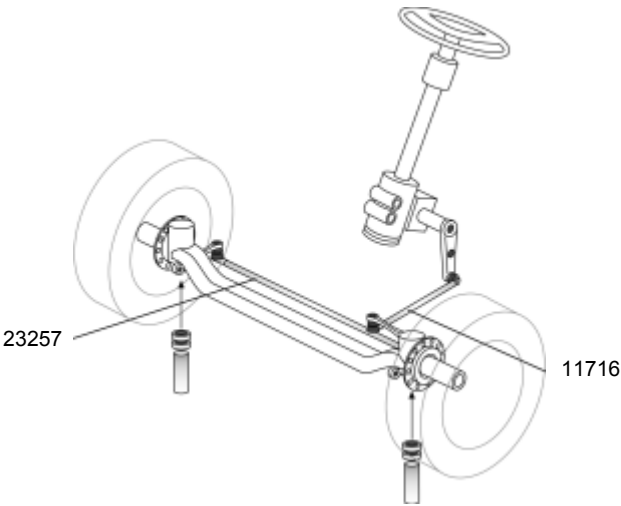




Fahrwerk Achsstrebe	REAR AXLE	LENGTH [mm]: 610	<b>19991</b> (Ref. 4204 1107)		rep. kit ball socket 11384
Chassis torque rod					
Châssis bielle de retenue					
Chasis tirante longitudinal					

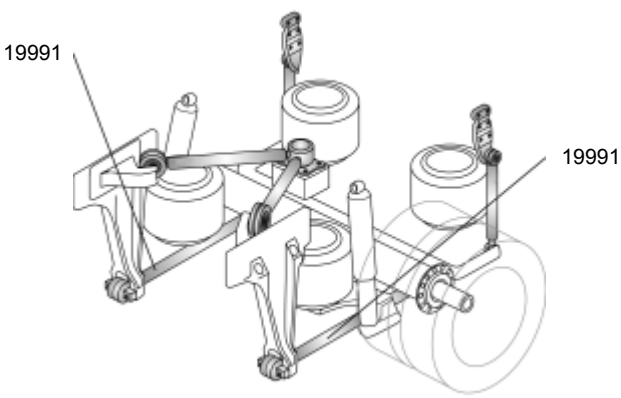
P/PA	1987 - 1989	300-30 AH; 300-30 AHB			
------	-------------	-----------------------	--	--	--




		LMI	Remarks
P/PA	1987 - 1989	300-30 AH; 300-30 AHB	
			



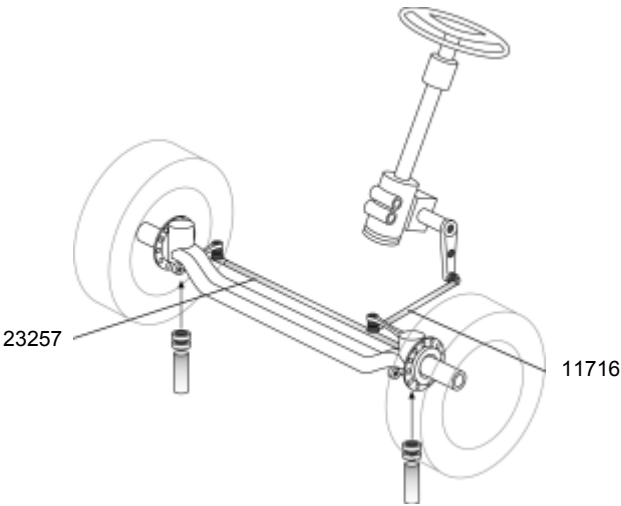
Lenkung Lenkstange	LENGTH [mm]: 890	<b>11716</b> (Ref. 4200 1326)		Ball Joint RHT	11505
steering steering drag link					
direction barre de direction					
dirección biela de la dirección					
Lenkung Spurstange	LENGTH [mm]: 1640	<b>23257</b> (Ref. 4200 3432)		Ball Joint RHT	11505
steering tie rod				Ball Joint LHT	11492
direction barre d'accouplemen					
dirección barra de acoplamiento					





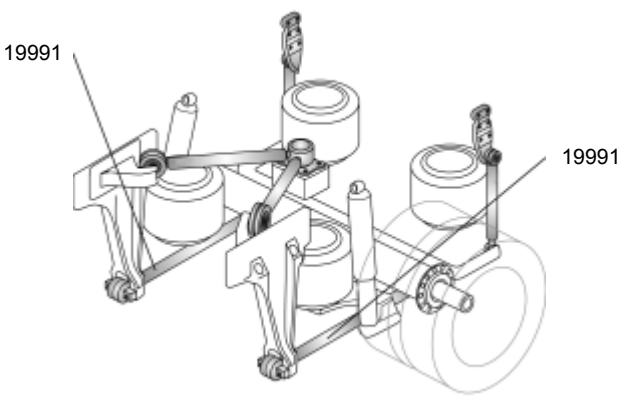
Fahrwerk Achsstrebe	REAR AXLE	LENGTH [mm]: 610	<b>19991</b> (Ref. 4204 1107)		rep. kit ball socket 11384
Chassis torque rod					
Châssis bielle de retenue					
Chasis tirante longitudinal					


P/PA	1988 - 1992	330-30 H; 330-30HT			
------	-------------	--------------------	--	--	--

		LMI	Remarks
P/PA	1988 - 1992	330-30 H; 330-30HT	
			




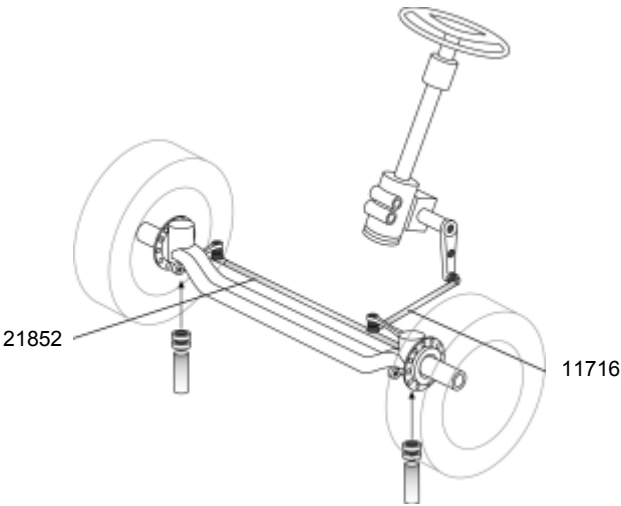
Lenkung Lenkstange	LENGTH [mm]: 890	<b>11716</b> (Ref. 4200 1326)		Ball Joint RHT	11505
steering steering drag link					
direction barre de direction					
dirección biela de la dirección					
Lenkung Spurstange	LENGTH [mm]: 1640	<b>23257</b> (Ref. 4200 3432)		Ball Joint RHT	11505
steering tie rod				Ball Joint LHT	11492
direction barre d'accouplemen					
dirección barra de acoplamiento					





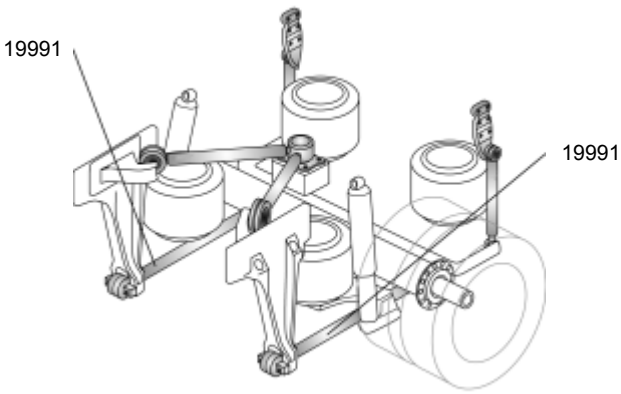
Fahrwerk Achsstrebe	REAR AXLE	LENGTH [mm]: 610	<b>19991</b> (Ref. 4204 1107)		rep. kit ball socket 11384
Chassis torque rod					
Châssis bielle de retenue					
Chasis tirante longitudinal					


P/PA	1988 - 1992	330-30 HW			
------	-------------	-----------	--	--	--

		LMI	Remarks
P/PA	1988 - 1992 330-30 HW		
			



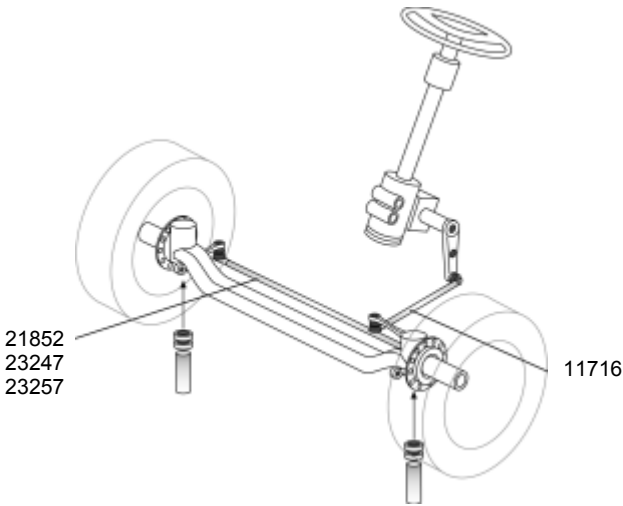
Lenkung Lenkstange	LENGTH [mm]: 890	<b>11716</b> (Ref. 4200 1326)	 Ball Joint RHT	11505
steering steering drag link				
direction barre de direction				
dirección biela de la dirección				
Lenkung Spurstange	LENGTH [mm]: 1524	<b>21852</b> (Ref. 4210 0263)	 Ball Joint RHT	11505
steering tie rod				
direction barre d'accouplemen				
dirección barra de acoplamiento				







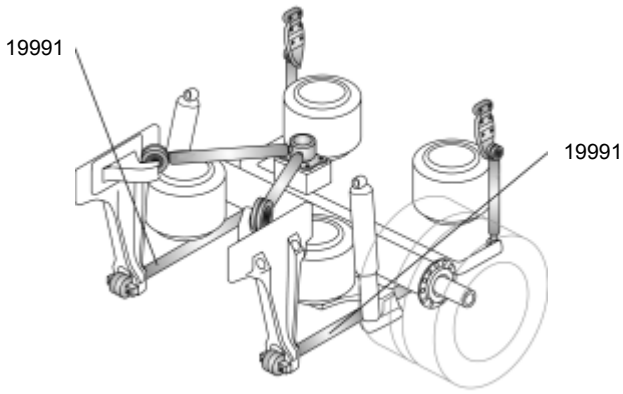
Fahrwerk Achsstrebe	REAR AXLE	LENGTH [mm]: 610	<b>19991</b> (Ref. 4204 1107)	 rep. kit ball socket 11384
Chassis torque rod				
Châssis bielle de retenue				
Chasis tirante longitudinal				


P/PA	1989 - 1992 330-36 H			
------	----------------------	--	--	--

		LMI	Remarks
P/PA	1989 - 1992 330-36 H		
			

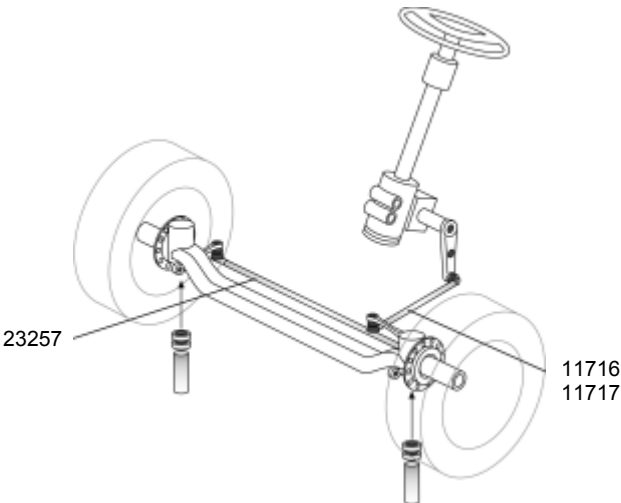





Lenkung Lenkstange	LENGTH [mm]: 890	<b>11716</b> (Ref. 4200 1326)		Ball Joint RHT	11505
steering steering drag link					
direction barre de direction					
dirección biela de la dirección					
Lenkung Spurstange	LENGTH [mm]: 1524	<b>21852</b> (Ref. 4210 0263)		Ball Joint RHT	11505
steering tie rod					
direction barre d'accouplemen					
dirección barra de acoplamiento					
Lenkung Spurstange ONLY PIC. NO.: 60551212 / 60551312 / 60551315	LENGTH [mm]: 1524	<b>23247</b> (Ref. 4210 2634)		Ball Joint RHT	11505
steering tie rod					
direction barre d'accouplemen					
dirección barra de acoplamiento					
Lenkung Spurstange	LENGTH [mm]: 1640	<b>23257</b> (Ref. 4200 3432)		Ball Joint RHT Ball Joint LHT	11505 11492
steering tie rod					
direction barre d'accouplemen					
dirección barra de acoplamiento					

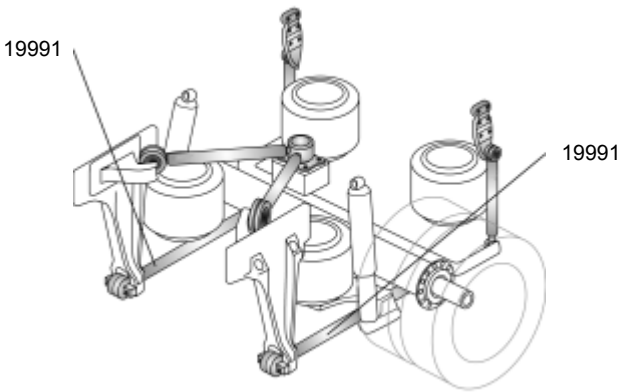



Fahrwerk Achsstrebe	REAR AXLE	LENGTH [mm]: 610	<b>19991</b> (Ref. 4204 1107)		rep. kit ball socket 11384
Chassis torque rod					
Châssis bielle de retenue					
Chasis tirante longitudinal					

		LMI	Remarks
P/PA	1989 - 1992 330-36 HT		
			




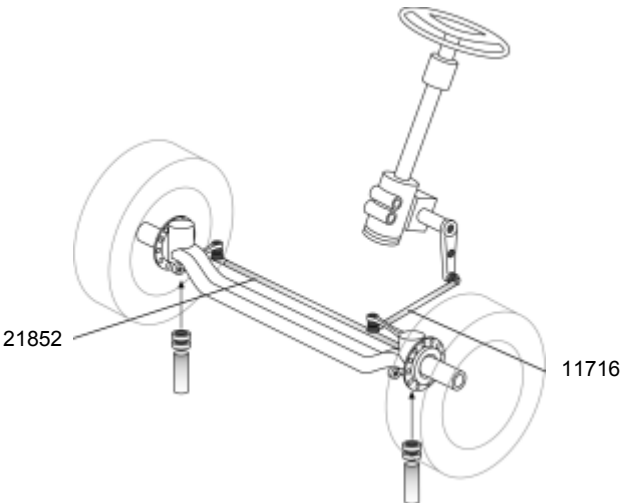
Lenkung Lenkstange	LENGTH [mm]: 890	<b>11716</b> (Ref. 4200 1326)		Ball Joint RHT	11505
steering steering drag link					
direction barre de direction					
dirección biela de la dirección					
Lenkung Lenkstange	LENGTH [mm]: 910	<b>11717</b> (Ref. 4204 2950)		Ball Joint RHT	11505
steering steering drag link					
direction barre de direction					
dirección biela de la dirección					
Lenkung Spurstange	LENGTH [mm]: 1640	<b>23257</b> (Ref. 4200 3432)		Ball Joint RHT	11505
steering tie rod				Ball Joint LHT	11492
direction barre d'accouplemen					
dirección barra de acoplamiento					





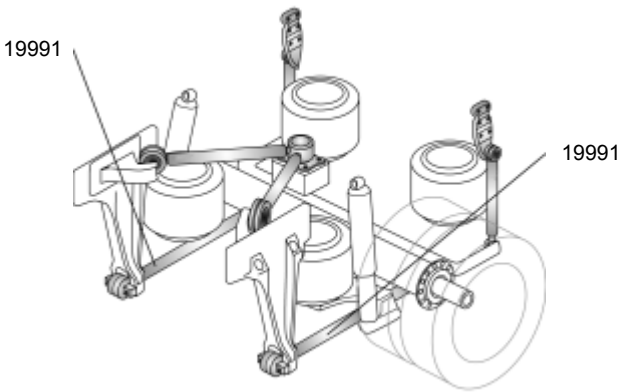
Fahrwerk Achsstrebe	REAR AXLE	LENGTH [mm]: 610	<b>19991</b> (Ref. 4204 1107)		rep. kit ball socket 11384
Chassis torque rod					
Châssis bielle de retenue					
Chasis tirante longitudinal					


P/PA	1989 - 1992 330-36 HW				
------	-----------------------	--	--	--	--

		LMI	Remarks
P/PA	1989 - 1992 330-36 HW		
			



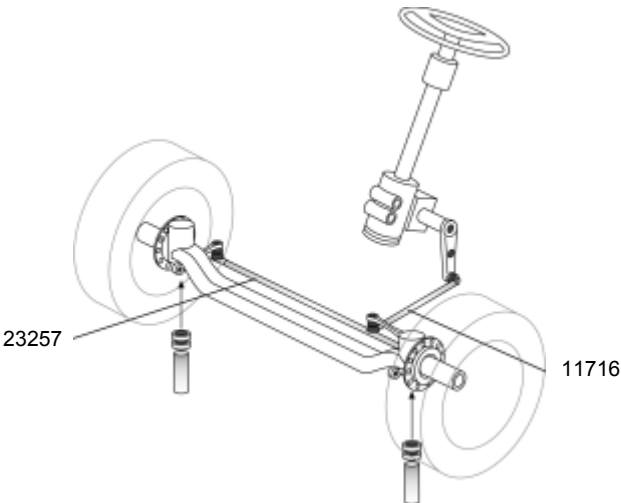
Lenkung Lenkstange	LENGTH [mm]: 890	<b>11716</b> (Ref. 4200 1326)	 Ball Joint RHT	11505
steering steering drag link				
direction barre de direction				
dirección biela de la dirección				
Lenkung Spurstange	LENGTH [mm]: 1524	<b>21852</b> (Ref. 4210 0263)	 Ball Joint RHT	11505
steering tie rod				
direction barre d'accouplemen				
dirección barra de acoplamiento				





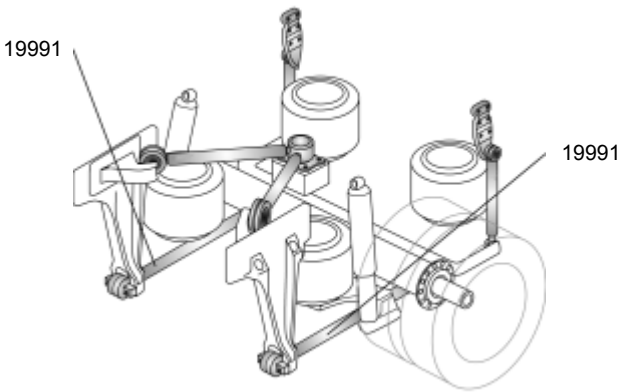
Fahrwerk Achsstrebe	REAR AXLE	LENGTH [mm]: 610	<b>19991</b> (Ref. 4204 1107)	 rep. kit ball socket 11384
Chassis torque rod				
Châssis bielle de retenue				
Chasis tirante longitudinal				


P/PA	1989 - 1992 340-34 AH			
------	-----------------------	--	--	--

		LMI	Remarks
P/PA	1989 - 1992	340-34 AH	
			






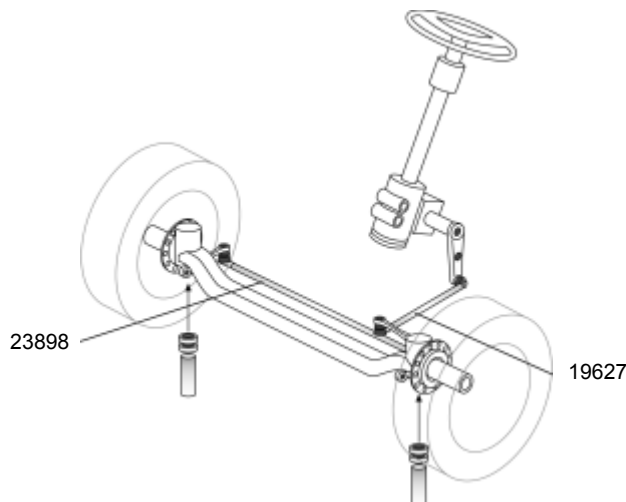
Lenkung Lenkstange	LENGTH [mm]: 890	<b>11716</b> (Ref. 4200 1326)		Ball Joint RHT	11505
steering steering drag link					
direction barre de direction					
dirección biela de la dirección					
Lenkung Spurstange	LENGTH [mm]: 1640	<b>23257</b> (Ref. 4200 3432)		Ball Joint RHT	11505
steering tie rod				Ball Joint LHT	11492
direction barre d'accouplemen					
dirección barra de acoplamiento					





Fahrwerk Achsstrebe	REAR AXLE	LENGTH [mm]: 610	<b>19991</b> (Ref. 4204 1107)		rep. kit ball socket 11384
Chassis torque rod					
Châssis bielle de retenue					
Chasis tirante longitudinal					

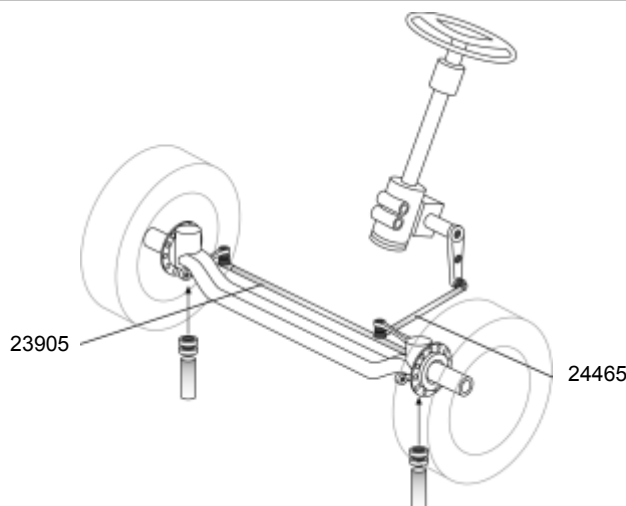
P/PA-HAUBENFAHRZEUGE	1983 - 1989	120-13 ANW; 120-16 ANW, 120-17 ANW			
----------------------	-------------	------------------------------------	--	--	--



		LMI	Remarks
<b>P/PA-HAUBENFAHRZEUGE</b>			
1983 - 1989 120-13 ANW; 120-16 ANW,120-17 ANW			
			



Lenkung Lenkstange	LENGTH [mm]: 692	<b>19627</b> (Ref. 245 4364)		Ball Joint RHT	11378
steering steering drag link					
direction barre de direction					
dirección biela de la dirección					
Lenkung Spurstange	LENGTH [mm]: 1535	<b>23898</b> (Ref. 4203 7032)		Ball Joint RHT	11378
steering tie rod					
direction barre d'accouplemen					
dirección barra de acoplamiento					


<b>P/PA-HAUBENFAHRZEUGE</b>			
1983 - 1991 150-16 AN			
			



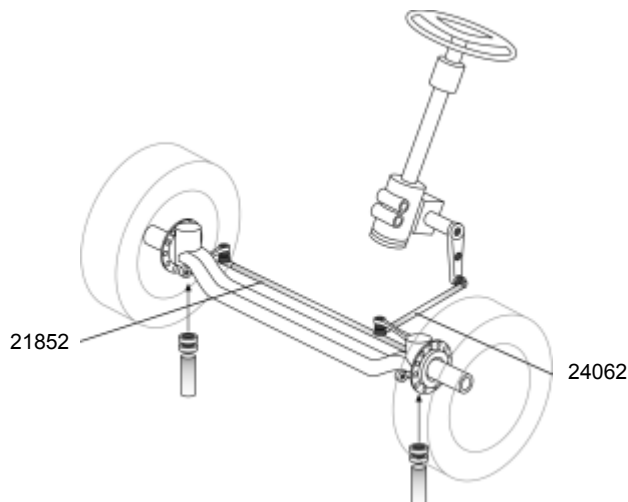
Lenkung Lenkstange	LENGTH [mm]: 850	<b>24465</b> (Ref. 244 4866)		Ball Joint RHT	11402
steering steering drag link					
direction barre de direction					
dirección biela de la dirección					
Lenkung Spurstange	LENGTH [mm]: 1603	<b>23905</b> (Ref. 4202 6853)		Ball Joint RHT	11402
steering tie rod					
direction barre d'accouplemen					
dirección barra de acoplamiento					



<b>P/PA-HAUBENFAHRZEUGE</b>			
1983 - 1991 150-16 ANW			



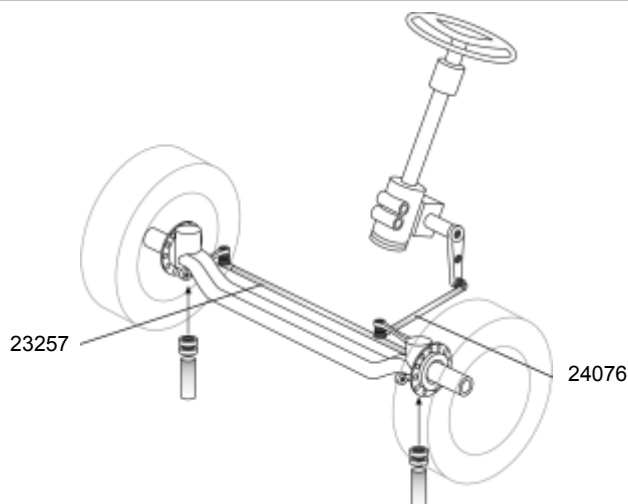
		LMI	Remarks
<b>P/PA-HAUBENFAHRZEUGE</b>			
			



1983 - 1991 150-16 ANW






Lenkung Lenkstange	LENGTH [mm]: 689	<b>24062</b> (Ref. 245 4629)		Ball Joint RHT	11402
steering steering drag link					
direction barre de direction					
dirección biela de la dirección					
Lenkung Spurstange	LENGTH [mm]: 1524	<b>21852</b> (Ref. 4210 0263)		Ball Joint RHT	11505
steering tie rod					
direction barre d'accouplemen					
dirección barra de acoplamiento					

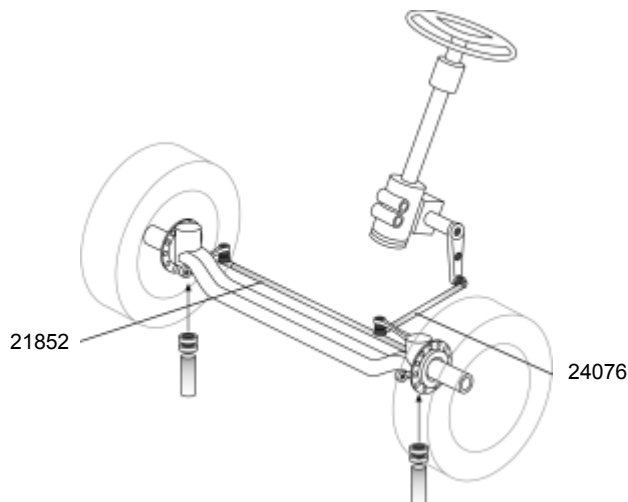
**P/PA-HAUBENFAHRZEUGE** 1989 - 1993 160-17 AN





Lenkung Lenkstange	LENGTH [mm]: 796	<b>24076</b> (Ref. 4204 3293)		Ball Joint RHT	11505
steering steering drag link					
direction barre de direction					
dirección biela de la dirección					
Lenkung Spurstange	LENGTH [mm]: 1640	<b>23257</b> (Ref. 4200 3432)		Ball Joint RHT	11505
steering tie rod					
direction barre d'accouplemen					
dirección barra de acoplamiento					

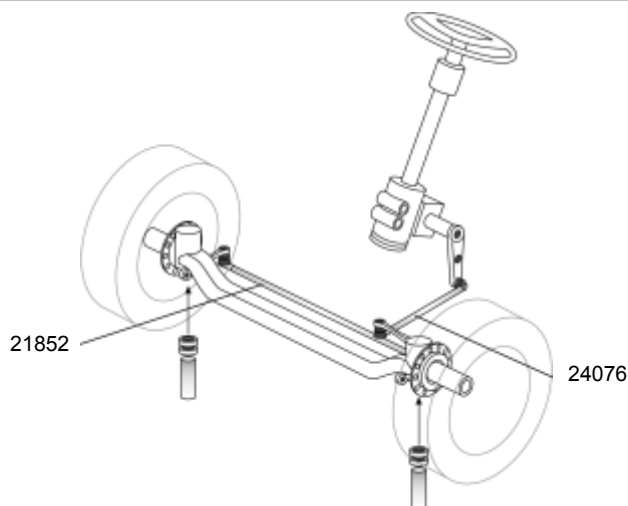
**P/PA-HAUBENFAHRZEUGE** 1989 - 1996 160-17 ANW; 160-23 ANW



		LMI	Remarks
<b>P/PA-HAUBENFAHRZEUGE</b>			
1989 - 1996 160-17 ANW; 160-23 ANW			
			






Lenkung Lenkstange	LENGTH [mm]: 796	<b>24076</b> (Ref. 4204 3293)		Ball Joint RHT	11505
steering steering drag link					
direction barre de direction					
dirección biela de la dirección					
Lenkung Spurstange	LENGTH [mm]: 1524	<b>21852</b> (Ref. 4210 0263)		Ball Joint RHT	11505
steering tie rod					
direction barre d'accouplemen					
dirección barra de acoplamiento					

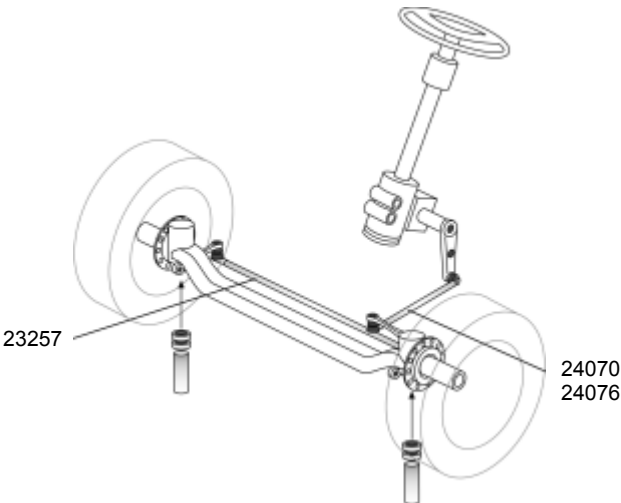
<b>P/PA-HAUBENFAHRZEUGE</b>			
1988 - 1993 170-23 ANW			
			







Lenkung Lenkstange	LENGTH [mm]: 796	<b>24076</b> (Ref. 4204 3293)		Ball Joint RHT	11505
steering steering drag link					
direction barre de direction					
dirección biela de la dirección					
Lenkung Spurstange	LENGTH [mm]: 1524	<b>21852</b> (Ref. 4210 0263)		Ball Joint RHT	11505
steering tie rod					
direction barre d'accouplemen					
dirección barra de acoplamiento					

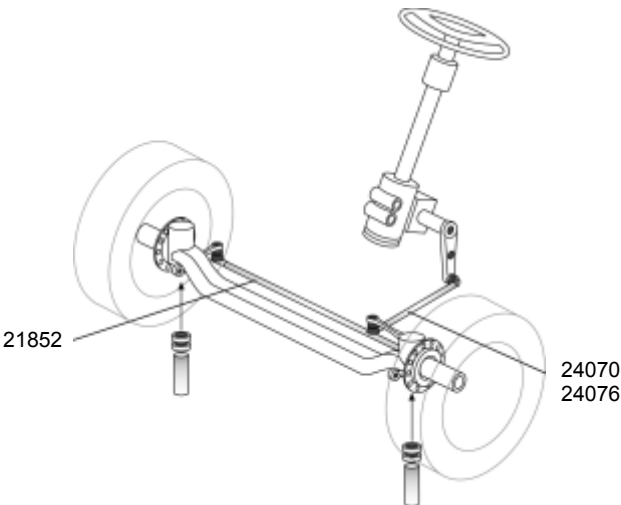
<b>P/PA-HAUBENFAHRZEUGE</b>			
1986 - 1987 190-25 AN; 190-25 ANT			


		LMI	Remarks
P/PA-HAUBENFAHRZEUGE 1986 - 1987 190-25 AN; 190-25 ANT			
			








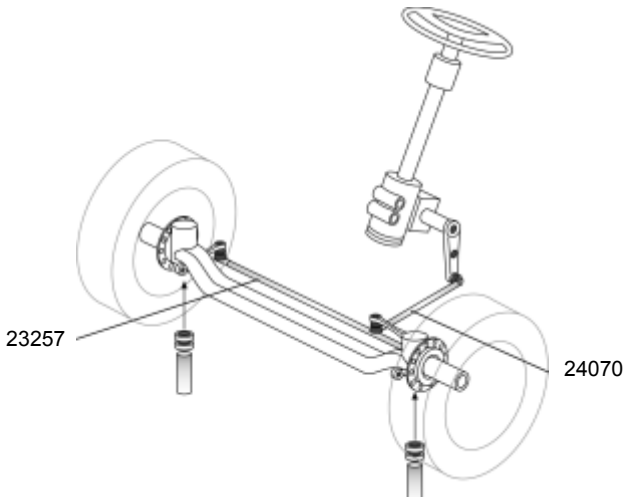



Lenkung Lenkstange	LENGTH [mm]: 744	<b>24070</b> (Ref. 4204 3295)	 Ball Joint RHT	11505
steering steering drag link				
direction barre de direction				
dirección biela de la dirección				
Lenkung Lenkstange	LENGTH [mm]: 796	<b>24076</b> (Ref. 4204 3293)	 Ball Joint RHT	11505
steering steering drag link				
direction barre de direction				
dirección biela de la dirección				
Lenkung Spurstange	LENGTH [mm]: 1640	<b>23257</b> (Ref. 4200 3432)	 Ball Joint RHT	11505
steering tie rod				
direction barre d'accouplemen			Ball Joint LHT	11492
dirección barra de acoplamiento				

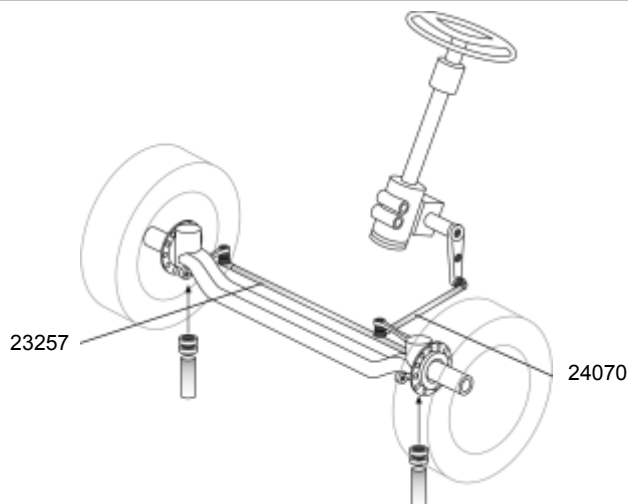
P/PA-HAUBENFAHRZEUGE 1983 - 1987 190-25 ANW			
			









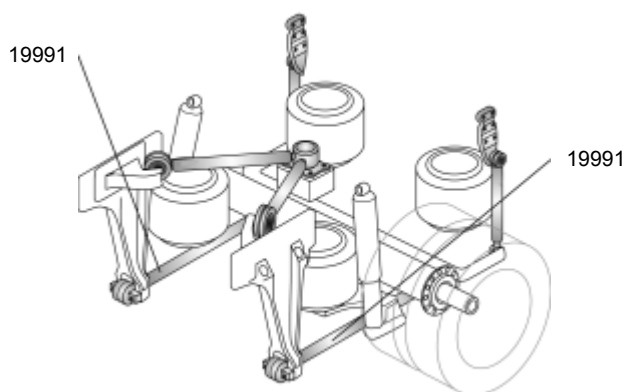
Lenkung Lenkstange	LENGTH [mm]: 744	<b>24070</b> (Ref. 4204 3295)	 Ball Joint RHT	11505
steering steering drag link				
direction barre de direction				
dirección biela de la dirección				


		LMI	Remarks
P/PA-HAUBENFAHRZEUGE 1983 - 1987 190-25 ANW			
Lenkung Lenkstange	LENGTH [mm]: 796	24076	 Ball Joint RHT 11505
steering steering drag link		(Ref. 4204 3293)	
direction barre de direction			
dirección biela de la dirección			
Lenkung Spurstange	LENGTH [mm]: 1524	21852	 Ball Joint RHT 11505
steering tie rod		(Ref. 4210 0263)	
direction barre d'accouplemen			
dirección barra de acoplamient			
P/PA-HAUBENFAHRZEUGE 1987 - 1993 190-30 N; 190-30 NT			
			

						
Lenkung	Lenkstange	LENGTH [mm]: 744	<b>24070</b> (Ref. 4204 3295)		Ball Joint RHT	11505
steering	steering drag link					
direction	barre de direction					
dirección	biela de la dirección					
Lenkung	Spurstange	LENGTH [mm]: 1640	<b>23257</b> (Ref. 4200 3432)		Ball Joint RHT	11505
steering	tie rod					
direction	barre d'accouplemen				Ball Joint LHT	11492
dirección	barra de acoplamiento					
<b>P/PA-HAUBENFAHRZEUGE</b>						
<b>1983 - 1986 260-25 AN</b>						
						

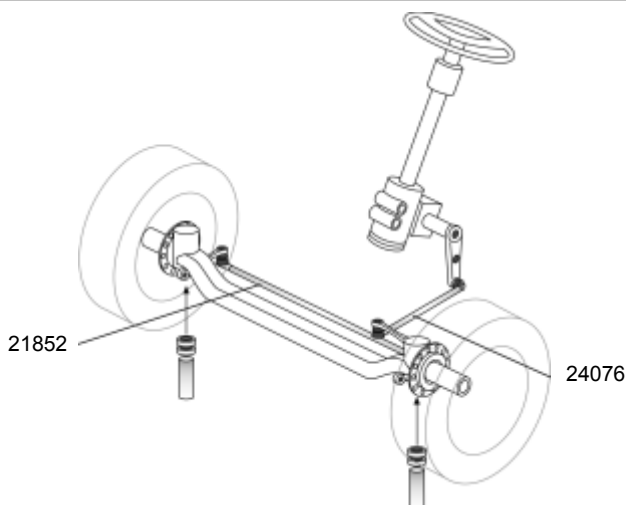



		LMI	Remarks
<b>P/PA-HAUBENFAHRZEUGE 1983 - 1986 260-25 AN</b>			
Lenkung Lenkstange steering steering drag link direction barre de direction dirección biela de la dirección	LENGTH [mm]: 744	<b>24070</b> (Ref. 4204 3295)	 Ball Joint RHT 11505
Lenkung Spurstange steering tie rod direction barre d'accouplemen dirección barra de acoplamiento	LENGTH [mm]: 1640	<b>23257</b> (Ref. 4200 3432)	 Ball Joint RHT 11505  Ball Joint LHT 11492
			







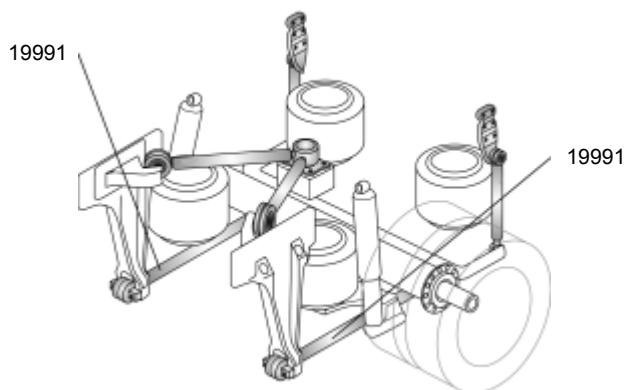
Fahrwerk Achsstrebe Chassis torque rod Châssis bielle de retenue Chasis tirante longitudinal	REAR AXLE	LENGTH [mm]: 610	<b>19991</b> (Ref. 4204 1107)	 rep. kit ball socket 11384
---	-----------	------------------	----------------------------------	--



<b>P/PA-HAUBENFAHRZEUGE 1983 - 1986 260-25 ANW</b>			
			

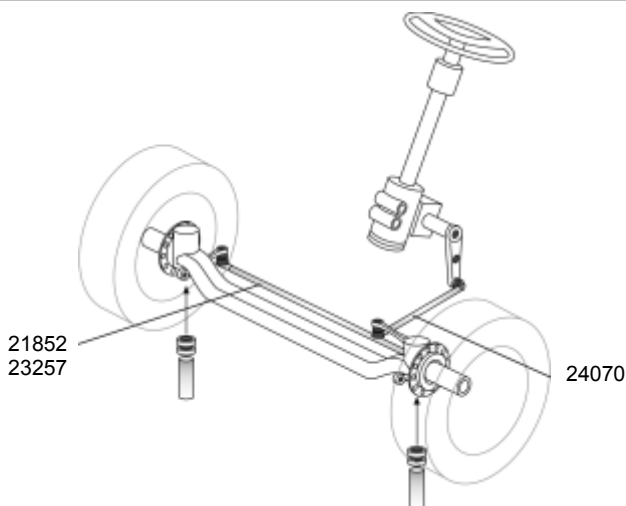




Lenkung Lenkstange steering steering drag link direction barre de direction dirección biela de la dirección	LENGTH [mm]: 796	<b>24076</b> (Ref. 4204 3293)	 Ball Joint RHT 11505
--	------------------	----------------------------------	--





		LMI	Remarks
P/PA-HAUBENFAHRZEUGE			
1983 - 1986 260-25 ANW			
Lenkung Spurstange	LENGTH [mm]: 1524	21852	 Ball Joint RHT 11505
steering tie rod		(Ref. 4210 0263)	
direction barre d'accouplemen			
dirección barra de acoplamiento			
			

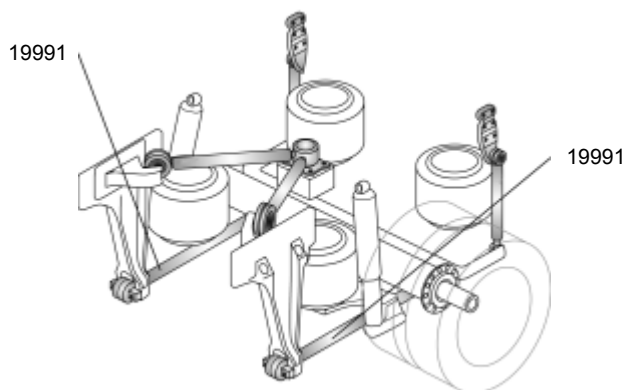




Fahrwerk Achsstrebe	REAR AXLE	LENGTH [mm]: 610	<b>19991</b>	 rep. kit ball socket 11384
Chassis torque rod			(Ref. 4204 1107)	
Châssis bielle de retenue				
Chasis tirante longitudinal				
<b>P/PA-HAUBENFAHRZEUGE</b>		<b>1986 - 1990</b>	<b>330-30 AN</b>	
				

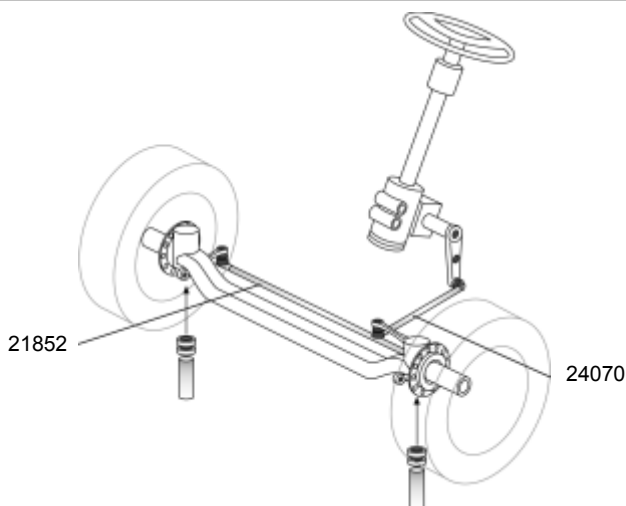




Lenkung	Lenkstange		LENGTH [mm]: 744	<b>24070</b>		Ball Joint RHT	11505
steering	steering drag link			(Ref. 4204 3295)			
direction	barre de direction						
dirección	biela de la dirección						
Lenkung	Spurstange	PIC NO.: 77251115	LENGTH [mm]: 1524	<b>21852</b>		Ball Joint RHT	11505
steering	tie rod			(Ref. 4210 0263)			
direction	barre d'accouplemen						
dirección	barra de acoplamiento						

		LMI	Remarks
P/PA-HAUBENFAHRZEUGE			
1986 - 1990 330-30 AN			
Lenkung Spurstange	LENGTH [mm]: 1640	23257	
steering tie rod		(Ref. 4200 3432)	
direction barre d'accouplemen			
dirección barra de acoplamient			
			

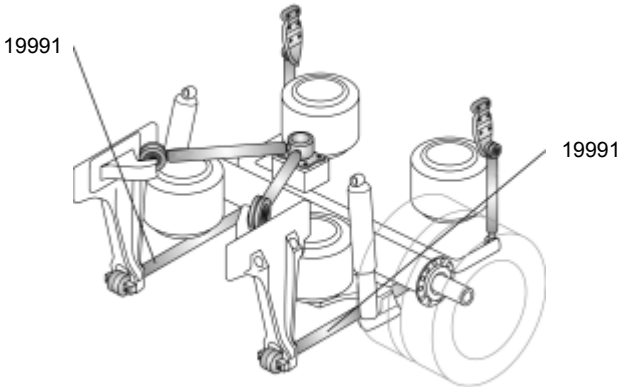



Fahrwerk Achsstrebe	REAR AXLE	LENGTH [mm]: 610	<b>19991</b>	 rep. kit ball socket 11384
Chassis torque rod			(Ref. 4204 1107)	
Châssis bielle de retenue				
Chasis tirante longitudinal				
<b>P/PA-HAUBENFAHRZEUGE</b>				
				



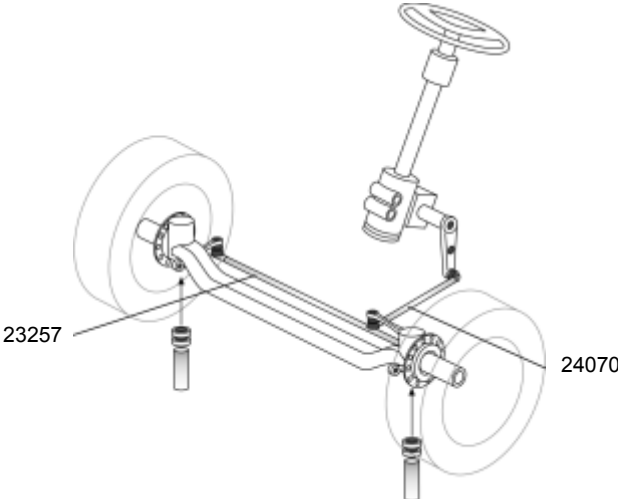
Lenkung Lenkstange	LENGTH [mm]: 744	<b>24070</b>	 Ball Joint RHT 11505
steering steering drag link		(Ref. 4204 3295)	
direction barre de direction			
dirección biela de la dirección			
Lenkung Spurstange	LENGTH [mm]: 1524	<b>21852</b>	 Ball Joint RHT 11505
steering tie rod		(Ref. 4210 0263)	
direction barre d'accouplemen			
dirección barra de acoplamiento			



		LMI	Remarks
P/PA-HAUBENFAHRZEUGE 1986 - 1990 330-30 ANW			
			






Fahrwerk Achsstrebe	REAR AXLE	LENGTH [mm]: 610	<b>19991</b>	 rep. kit ball socket 11384
Chassis torque rod			(Ref. 4204 1107)	
Châssis bielle de retenue				
Chasis tirante longitudinal				

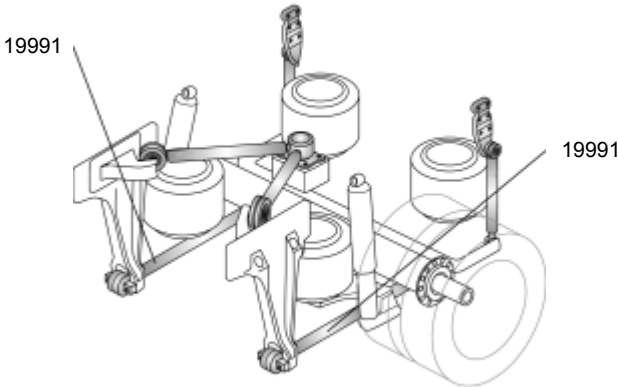
P/PA-HAUBENFAHRZEUGE 1987 - 1992 330-30 N; 330-30 NW			
			




Lenkung Lenkstange	LENGTH [mm]: 744	<b>24070</b>	 Ball Joint RHT 11505
steering steering drag link		(Ref. 4204 3295)	
direction barre de direction			
dirección biela de la dirección			
Lenkung Spurstange	LENGTH [mm]: 1640	<b>23257</b>	 Ball Joint RHT 11505 Ball Joint LHT 11492
steering tie rod		(Ref. 4200 3432)	
direction barre d'accouplemen			
dirección barra de acoplament			

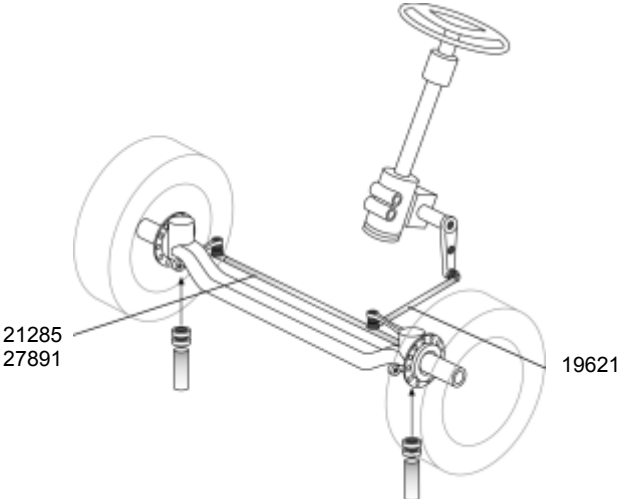





		LMI	Remarks
P/PA-HAUBENFAHRZEUGE	1987 - 1992 330-30 N; 330-30 NW		
			






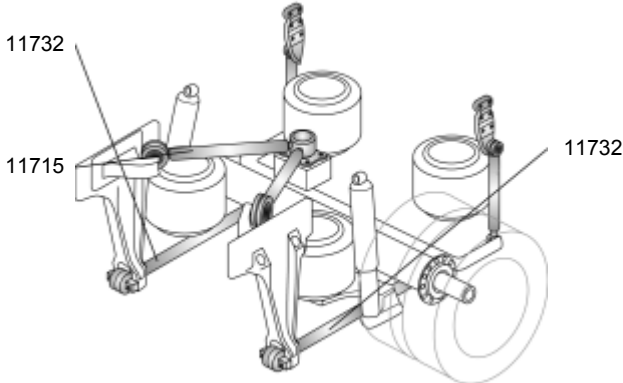
Fahrwerk Achsstrebe	REAR AXLE	LENGTH [mm]: 610	<b>19991</b>	 rep. kit ball socket 11384
Chassis torque rod			(Ref. 4204 1107)	
Châssis bielle de retenue				
Chasis tirante longitudinal				



STRALIS	2002 -	190 S 27; 190 S 31; 190 S 35
---------	--------	------------------------------




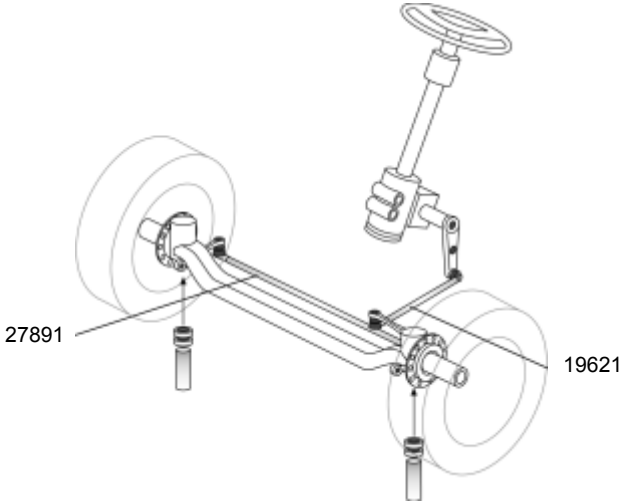
Lenkung Lenkstange		LENGTH [mm]: 953	<b>19621</b>	 Ball Joint RHT 19620
steering steering drag link			(Ref. 4100 5463)	
direction barre de direction				
dirección biela de la dirección				
Lenkung Spurstange	PNEUMATIC	LENGTH [mm]: 1641	<b>21285</b>	 Ball Joint RHT 19620 Ball Joint LHT 18481
steering tie rod			(Ref. 4100 5451)	
direction barre d'accouplemen				
dirección barra de acoplamiento				
Lenkung Spurstange	ALL CAPS	LENGTH [mm]: 1631	<b>27891</b>	
steering tie rod			(Ref. 4103 6943)	
direction barre d'accouplemen				
dirección barra de acoplamiento				



			LMI	Remarks
STRALIS	2002	-	190 S 27; 190 S 31; 190 S 35	
				



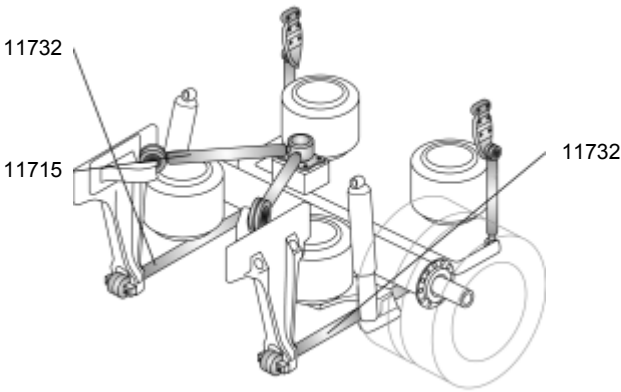
Fahrwerk Achsstrebe	REAR AXLE	LENGTH [mm]: 594	<b>11732</b> (Ref. 9847 2466)		rep. kit ball socket 11731
Chassis torque rod					
Châssis bielle de retenue					
Chasis tirante longitudinal					
Fahrwerk Dreiecklenker	REAR AXLE	LENGTH [mm]: 665	<b>11715</b> (Ref. 4104 2050)		rep. kit ball socket 18472 rep. kit joint 21700
Chassis triangular torque rod					
Châssis bras triangulaire					
Chasis tirante en V					



STRALIS	2002	-	190 S 30	
				




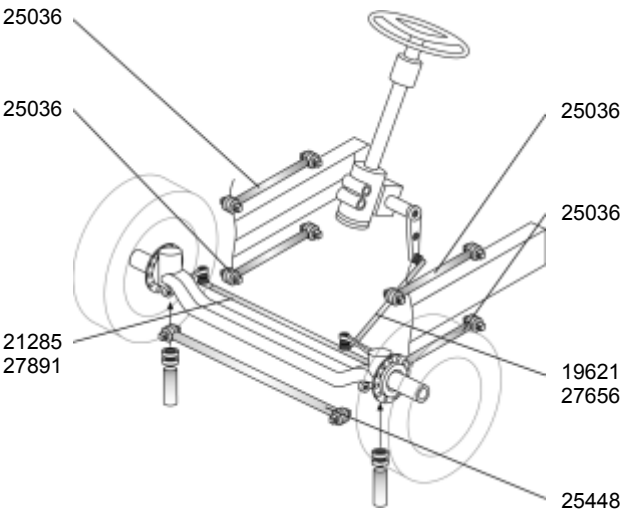
Lenkung Lenkstange	LENGTH [mm]: 953	<b>19621</b> (Ref. 4100 5463)		Ball Joint RHT 19620
steering steering drag link				
direction barre de direction				
dirección biela de la dirección				
Lenkung Spurstange	LENGTH [mm]: 1631	<b>27891</b> (Ref. 4103 6943)		
steering tie rod				
direction barre d'accouplément				
dirección barra de acoplamiento				



			LMI	Remarks
STRALIS	2002	-	190 S 30	
				









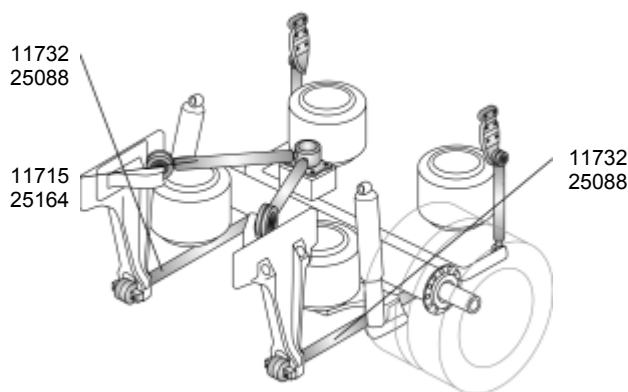
Fahrwerk Achsstrebe	REAR AXLE	LENGTH [mm]: 594	<b>11732</b> (Ref. 9847 2466)		rep. kit ball socket 11731
Chassis torque rod					
Châssis bielle de retenue					
Chasis tirante longitudinal					
Fahrwerk Dreiecklenker	REAR AXLE	LENGTH [mm]: 665	<b>11715</b> (Ref. 4104 2050)		rep. kit ball socket 18472 rep. kit joint 21700
Chassis triangular torque rod					
Châssis bras triangulaire					
Chasis tirante en V					





STRALIS	2002	-	190 S 40	
				



Lenkung Lenkstange		LENGTH [mm]: 953	<b>19621</b> (Ref. 4100 5463)		Ball Joint RHT 19620
steering steering drag link					
direction barre de direction					
dirección biela de la dirección					
Lenkung Lenkstange	ONLY PIC. NO.: LDLC18A1 / LDLC18E1	LENGTH [mm]: 959	<b>27656</b> (Ref. 500 397 738)		
steering steering drag link					
direction barre de direction					
dirección biela de la dirección					

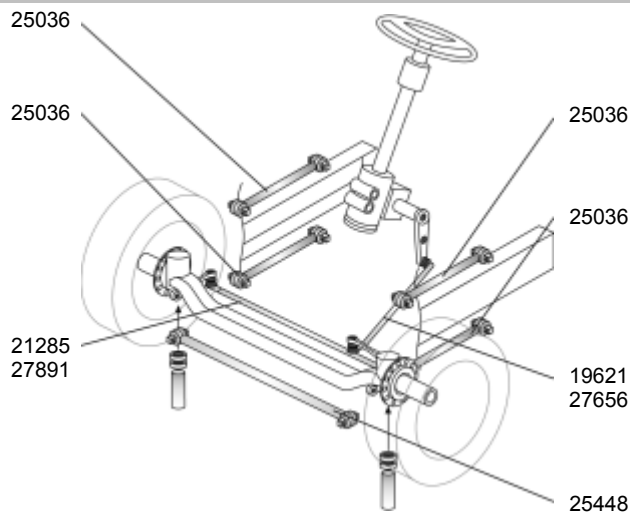
			LMI	Remarks
<b>STRALIS</b>	<b>2002 -</b>	<b>190 S 40</b>		
Lenkung Spurstange steering tie rod direction barre d'accouplemen dirección barra de acoplamiento	PNEUMATIC: AD/AT CAP	LENGTH [mm]: 1641	<b>21285</b> (Ref. 4100 5451)	 Ball Joint RHT 19620 Ball Joint LHT 18481
Lenkung Spurstange steering tie rod direction barre d'accouplemen dirección barra de acoplamiento	ALL CAPS	LENGTH [mm]: 1631	<b>27891</b> (Ref. 4103 6943)	
Fahrwerk Achsstrebe Chassis torque rod Châssis bielle de retenue Chasis tirante longitudinal	FRONT AXLE	LENGTH [mm]: 695	<b>25036</b> (Ref. 500 338 783)	
Fahrwerk Achsstrebe Chassis torque rod Châssis bielle de retenue Chasis tirante longitudinal	FRONT AXLE; CROSS	LENGTH [mm]: 845	<b>25448</b> (Ref. 500 338 784)	









Fahrwerk Achsstrebe Chassis torque rod Châssis bielle de retenue Chasis tirante longitudinal	REAR AXLE	LENGTH [mm]: 594	<b>11732</b> (Ref. 9847 2466)	 rep. kit ball socket 11731
Fahrwerk Achsstrebe Chassis torque rod Châssis bielle de retenue Chasis tirante longitudinal	REAR AXLE; BENT	LENGTH [mm]: 594	<b>25088</b> (Ref. 500 340 452)	 rep. kit ball socket 23211
Fahrwerk Dreiecklenker Chassis triangular torque rod Châssis bras triangulaire Chasis tirante en V	REAR AXLE	LENGTH [mm]: 665	<b>11715</b> (Ref. 4104 2050)	 rep. kit ball socket 18472 rep. kit joint 21700
Fahrwerk Dreiecklenker Chassis triangular torque rod Châssis bras triangulaire Chasis tirante en V	REAR AXLE; ONLY PIC NO.: LDLC18A1 / LDLC18E1	LENGTH [mm]: 665	<b>25164</b> (Ref. 4104 2093)	 rep. kit ball socket 18472

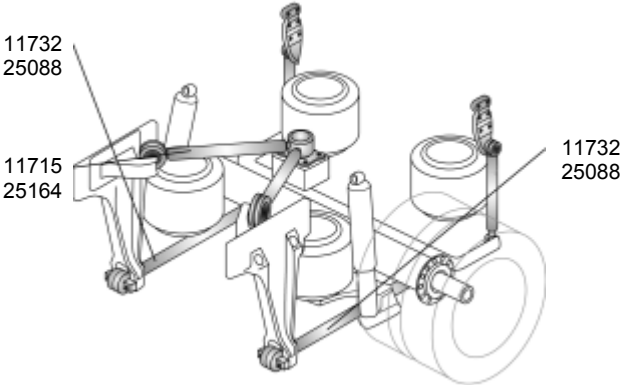
**STRALIS**      **2002 -**      **190 S 43**

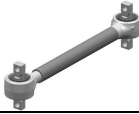



			LMI	Remarks
STRALIS	2002 -	190 S 43		



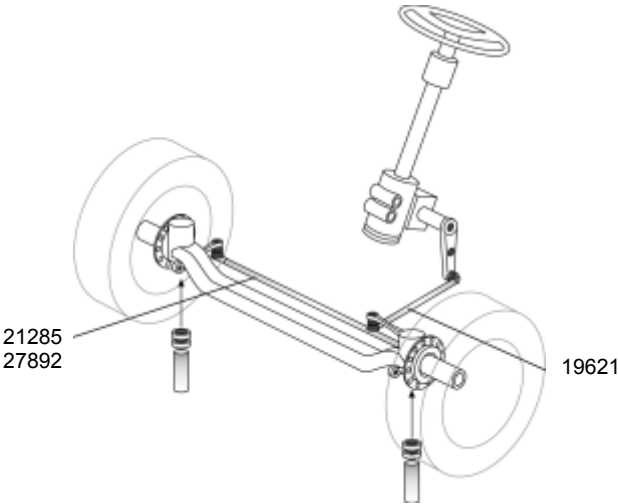
Lenkung	Lenkstange		LENGTH [mm]: 953	<b>19621</b> (Ref. 4100 5463)		Ball Joint RHT	19620
steering	steering drag link						
direction	barre de direction						
dirección	biela de la dirección						
Lenkung	Lenkstange	ONLY PIC. NO.: LDKC18A1 / LDKC18E1	LENGTH [mm]: 959	<b>27656</b> (Ref. 500 397 738)			
steering	steering drag link						
direction	barre de direction						
dirección	biela de la dirección						
Lenkung	Spurstange	AD/AT CAP	LENGTH [mm]: 1641	<b>21285</b> (Ref. 4100 5451)		Ball Joint RHT Ball Joint LHT	19620 18481
steering	tie rod						
direction	barre d'accouplemen						
dirección	barra de acoplamiento						
Lenkung	Spurstange	ALL CAPS	LENGTH [mm]: 1631	<b>27891</b> (Ref. 4103 6943)			
steering	tie rod						
direction	barre d'accouplemen						
dirección	barra de acoplamiento						
Fahrwerk	Achsstrebe	FRONT AXLE	LENGTH [mm]: 695	<b>25036</b> (Ref. 500 338 783)			
Chassis	torque rod						
Châssis	bielle de retenue						
Chasis	tirante longitudinal						
Fahrwerk	Achsstrebe	FRONT AXLE; CROSS	LENGTH [mm]: 845	<b>25448</b> (Ref. 500 338 784)			
Chassis	torque rod						
Châssis	bielle de retenue						
Chasis	tirante longitudinal						






		LMI	Remarks
STRALIS	2002 -	190 S 43	
			

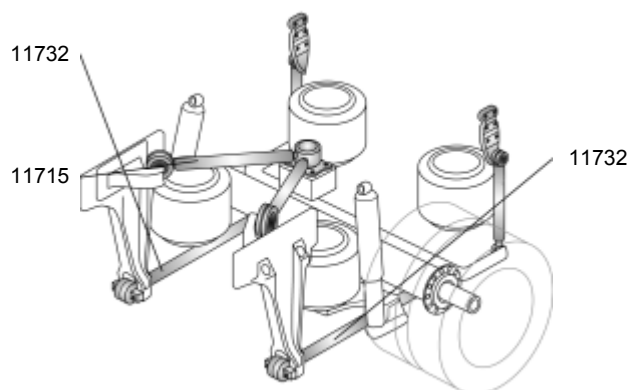


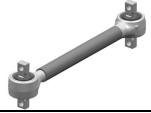

Fahrwerk Achsstrebe	REAR AXLE	LENGTH [mm]: 594	<b>11732</b> (Ref. 9847 2466)		rep. kit ball socket 11731
Chassis torque rod					
Châssis bielle de retenue					
Chasis tirante longitudinal					
Fahrwerk Achsstrebe	REAR AXLE; BENT	LENGTH [mm]: 594	<b>25088</b> (Ref. 500 340 452)		rep. kit ball socket 23211
Chassis torque rod					
Châssis bielle de retenue					
Chasis tirante longitudinal					
Fahrwerk Dreiecklenker	REAR AXLE	LENGTH [mm]: 665	<b>11715</b> (Ref. 4104 2050)		rep. kit ball socket 18472 rep. kit joint 21700
Chassis triangular torque rod					
Châssis bras triangulaire					
Chasis tirante en V					
Fahrwerk Dreiecklenker	REAR AXLE; ONLY PIC NO.: LDKC18A1 /	LENGTH [mm]: 665	<b>25164</b> (Ref. 4104 2093)		rep. kit ball socket 18472
Chassis triangular torque rod	LDKC18E1				
Châssis bras triangulaire					
Chasis tirante en V					

STRALIS	2002 -	190 S 44	
			

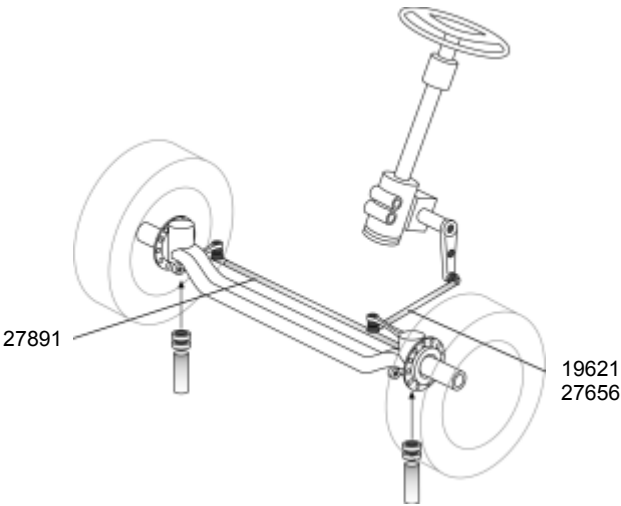







			LMI	Remarks
				
<b>STRALIS</b>	<b>2002 -</b>	<b>190 S 44</b>		
Lenkung Lenkstange		LENGTH [mm]: 953	<b>19621</b> (Ref. 4100 5463)	 Ball Joint RHT 19620
steering steering drag link				
direction barre de direction				
dirección biela de la dirección				
Lenkung Spurstange		LENGTH [mm]: 1641	<b>21285</b> (Ref. 4100 5451)	 Ball Joint RHT 19620 Ball Joint LHT 18481
steering tie rod				
direction barre d'accouplemen				
dirección barra de acoplamiento				
Lenkung Spurstange	TRAILING AXLE	LENGTH [mm]: 1477	<b>27892</b> (Ref. 4103 2608)	 Ball Joint RHT 11505
steering tie rod				
direction barre d'accouplemen				
dirección barra de acoplamiento				

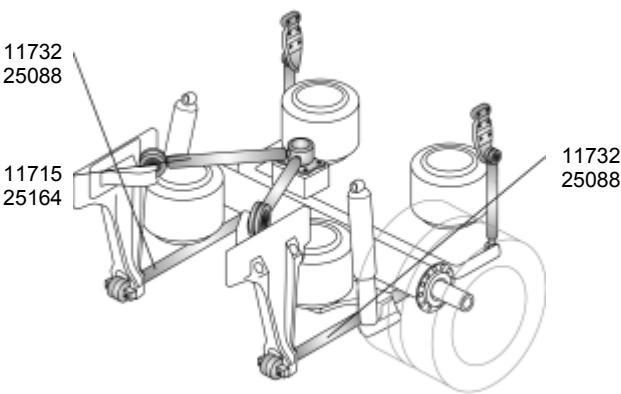


Fahrwerk Achsstrebe	REAR AXLE	LENGTH [mm]: 594	<b>11732</b> (Ref. 9847 2466)	 rep. kit ball socket 11731
Chassis torque rod				
Châssis bielle de retenue				
Chasis tirante longitudinal				
Fahrwerk Dreiecklenker	REAR AXLE	LENGTH [mm]: 665	<b>11715</b> (Ref. 4104 2050)	 rep. kit ball socket 18472 rep. kit joint 21700
Chassis triangular torque rod				
Châssis bras triangulaire				
Chasis tirante en V				
<b>STRALIS</b>	<b>2002 -</b>	<b>190 S 48</b>		








		LMI	Remarks
STRALIS	2002 - 190 S 48		
			

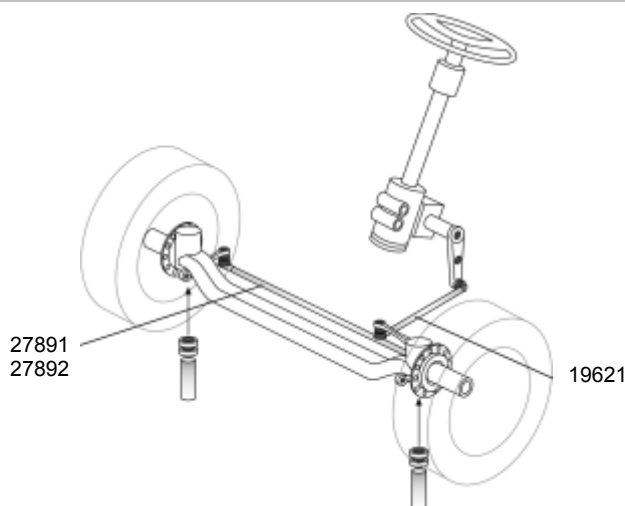


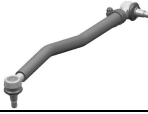


Lenkung	Lenkstange		LENGTH [mm]: 953	<b>19621</b> (Ref. 4100 5463)		Ball Joint RHT	19620
steering	steering drag link						
direction	barre de direction						
dirección	biela de la dirección						
Lenkung	Lenkstange	ONLY PIC. NO.: LKPC18A1 / LKPC18E1	LENGTH [mm]: 959	<b>27656</b> (Ref. 500 397 738)			
steering	steering drag link						
direction	barre de direction						
dirección	biela de la dirección						
Lenkung	Spurstange	ALL CAPS	LENGTH [mm]: 1631	<b>27891</b> (Ref. 4103 6943)			
steering	tie rod						
direction	barre d'accouplemen						
dirección	barra de acoplamiento						
Fahrwerk	Achsstrebe	FRONT AXLE	LENGTH [mm]: 695	<b>25036</b> (Ref. 500 338 783)			
Chassis	torque rod						
Châssis	bielle de retenue						
Chasis	tirante longitudinal						
Fahrwerk	Achsstrebe	FRONT AXLE; CROSS	LENGTH [mm]: 845	<b>25448</b> (Ref. 500 338 784)			
Chassis	torque rod						
Châssis	bielle de retenue						
Chasis	tirante longitudinal						



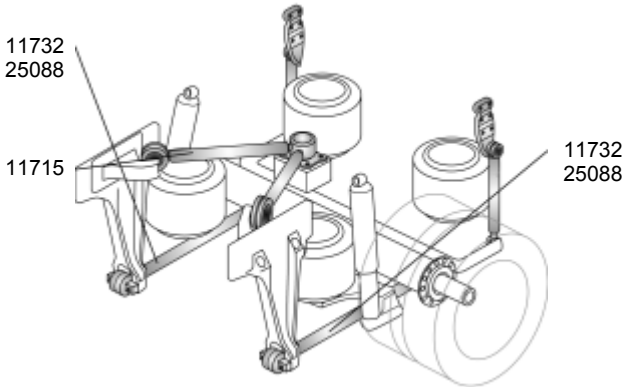





			LMI	Remarks
				
<b>STRALIS</b>	<b>2002 -</b>	<b>190 S 48</b>		
Fahrwerk Achsstrebe	REAR AXLE	LENGTH [mm]: 594	<b>11732</b> (Ref. 9847 2466)	 rep. kit ball socket 11731
Chassis torque rod				
Châssis bielle de retenue				
Chassis tirante longitudinal				
Fahrwerk Achsstrebe	REAR AXLE; BENT	LENGTH [mm]: 594	<b>25088</b> (Ref. 500 340 452)	 rep. kit ball socket 23211
Chassis torque rod				
Châssis bielle de retenue				
Chassis tirante longitudinal				
Fahrwerk Dreiecklenker	REAR AXLE	LENGTH [mm]: 665	<b>11715</b> (Ref. 4104 2050)	 rep. kit ball socket 18472 rep. kit joint 21700
Chassis triangular torque rod				
Châssis bras triangulaire				
Chassis tirante en V				
Fahrwerk Dreiecklenker	REAR AXLE; ONLY PIC NO.: LKPC18A1 /	LENGTH [mm]: 665	<b>25164</b> (Ref. 4104 2093)	 rep. kit ball socket 18472
Chassis triangular torque rod	LKPC18E1			
Châssis bras triangulaire				
Chassis tirante en V				
<b>STRALIS</b>	<b>2002 -</b>	<b>260 S 27; 260 S 30</b>		
				




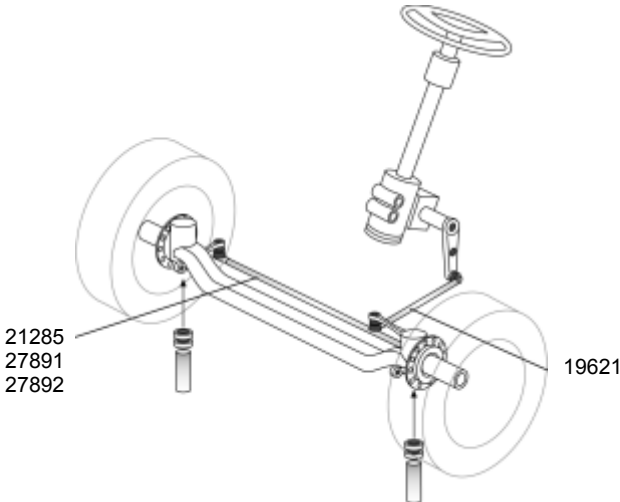
Lenkung Lenkstange		LENGTH [mm]: 953	<b>19621</b> (Ref. 4100 5463)	 Ball Joint RHT 19620
steering steering drag link				
direction barre de direction				
dirección biela de la dirección				
Lenkung Spurstange	ALL CAPS	LENGTH [mm]: 1631	<b>27891</b> (Ref. 4103 6943)	
steering tie rod				
direction barre d'accouplemen				
dirección barra de acoplamiento				
Lenkung Spurstange	TRAILING AXLE	LENGTH [mm]: 1477	<b>27892</b> (Ref. 4103 2608)	 Ball Joint RHT 11505
steering tie rod				
direction barre d'accouplemen				
dirección barra de acoplamiento				

		LMI	Remarks
STRALIS	2002 -	260 S 27; 260 S 30	
			









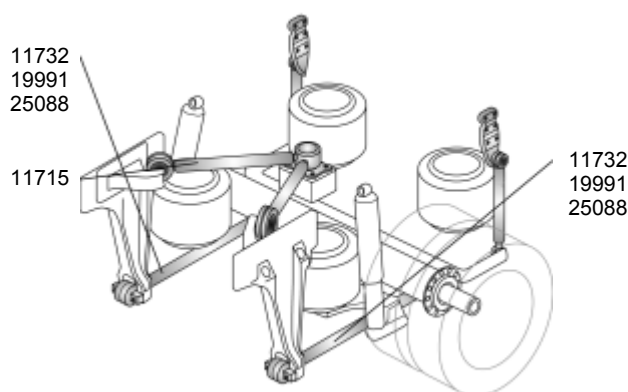
Fahrwerk Achsstrebe	REAR AXLE	LENGTH [mm]: 594	<b>11732</b> (Ref. 9847 2466)		rep. kit ball socket 11731
Chassis torque rod					
Châssis bielle de retenue					
Chasis tirante longitudinal					
Fahrwerk Achsstrebe	REAR AXLE; BENT	LENGTH [mm]: 594	<b>25088</b> (Ref. 500 340 452)		rep. kit ball socket 23211
Chassis torque rod					
Châssis bielle de retenue					
Chasis tirante longitudinal					
Fahrwerk Dreiecklenker	REAR AXLE	LENGTH [mm]: 665	<b>11715</b> (Ref. 4104 2050)		rep. kit ball socket 18472 rep. kit joint 21700
Chassis triangular torque rod					
Châssis bras triangulaire					
Chasis tirante en V					






STRALIS	2002 -	260 S 31	
			





Lenkung Lenkstange	LENGTH [mm]: 953	<b>19621</b> (Ref. 4100 5463)		Ball Joint RHT 19620
steering steering drag link				
direction barre de direction				
dirección biela de la dirección				

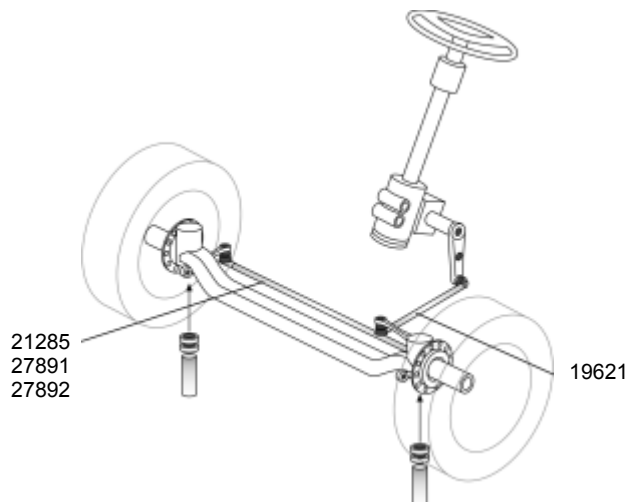
			LMI	Remarks
				
<b>STRALIS</b>	<b>2002 -</b>	<b>260 S 31</b>		
Lenkung Spurstange steering tie rod direction barre d'accouplément dirección barra de acoplamiento	PNEUMATIC: AD/AT CAP	LENGTH [mm]: 1641	<b>21285</b> (Ref. 4100 5451)	 Ball Joint RHT 19620  Ball Joint LHT 18481
Lenkung Spurstange steering tie rod direction barre d'accouplément dirección barra de acoplamiento	ALL CAPS	LENGTH [mm]: 1631	<b>27891</b> (Ref. 4103 6943)	
Lenkung Spurstange steering tie rod direction barre d'accouplément dirección barra de acoplamiento	TRAILING AXLE	LENGTH [mm]: 1477	<b>27892</b> (Ref. 4103 2608)	 Ball Joint RHT 11505








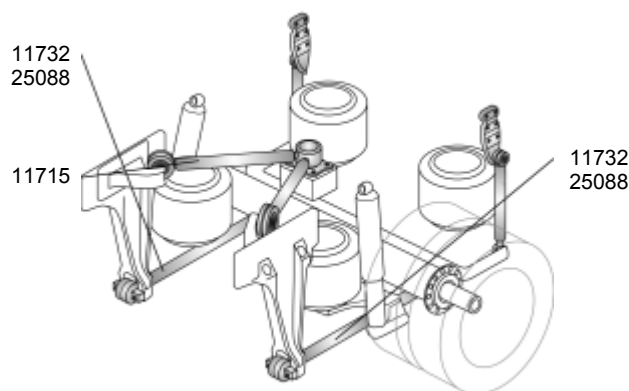
Fahrwerk Achsstrebe Chassis torque rod Châssis bielle de retenue Chasis tirante longitudinal	REAR AXLE	LENGTH [mm]: 594	<b>11732</b> (Ref. 9847 2466)	 rep. kit ball socket 11731
Fahrwerk Achsstrebe Chassis torque rod Châssis bielle de retenue Chasis tirante longitudinal	LEAF SPRING AXLE	LENGTH [mm]: 610	<b>19991</b> (Ref. 4204 1107)	 rep. kit ball socket 11384
Fahrwerk Achsstrebe Chassis torque rod Châssis bielle de retenue Chasis tirante longitudinal	REAR AXLE; BENT	LENGTH [mm]: 594	<b>25088</b> (Ref. 500 340 452)	 rep. kit ball socket 23211
Fahrwerk Dreiecklenker Chassis triangular torque rod Châssis bras triangulaire Chasis tirante en V	REAR AXLE	LENGTH [mm]: 665	<b>11715</b> (Ref. 4104 2050)	 rep. kit ball socket 18472  rep. kit joint 21700


<b>STRALIS</b>	<b>2002 -</b>	<b>260 S 35</b>		
----------------	---------------	-----------------	--	--






		LMI	Remarks
STRALIS	2002 - 260 S 35		
			

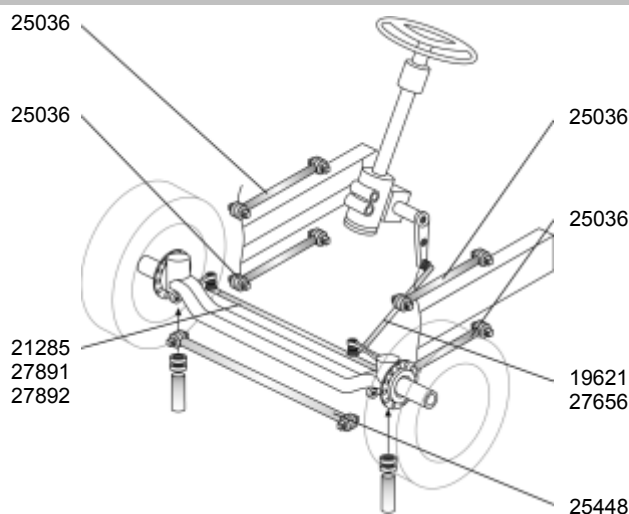









Lenkung Lenkstange		LENGTH [mm]: 953	<b>19621</b> (Ref. 4100 5463)	 Ball Joint RHT	19620
steering steering drag link					
direction barre de direction					
dirección biela de la dirección					
Lenkung Spurstange	PNEUMATIC: AD/AT CAP	LENGTH [mm]: 1641	<b>21285</b> (Ref. 4100 5451)	 Ball Joint RHT	19620
steering tie rod				 Ball Joint LHT	18481
direction barre d'accouplemen					
dirección barra de acoplamiento					
Lenkung Spurstange	ALL CAPS	LENGTH [mm]: 1631	<b>27891</b> (Ref. 4103 6943)		
steering tie rod					
direction barre d'accouplemen					
dirección barra de acoplamiento					
Lenkung Spurstange	TRAILING AXLE	LENGTH [mm]: 1477	<b>27892</b> (Ref. 4103 2608)		Ball Joint RHT 11505
steering tie rod					
direction barre d'accouplemen					
dirección barra de acoplamiento					



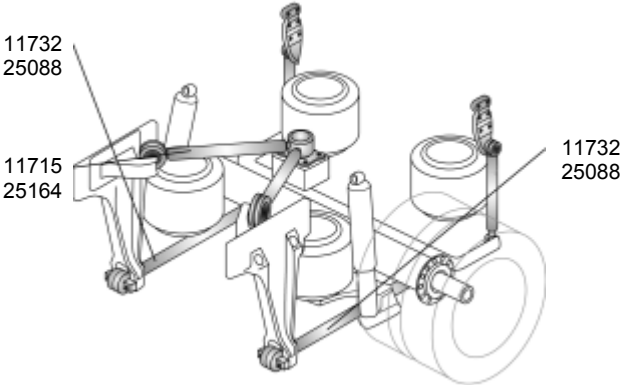
Fahrwerk Achsstrebe	REAR AXLE	LENGTH [mm]: 594	<b>11732</b> (Ref. 9847 2466)	 rep. kit ball socket 11731	
Chassis torque rod					
Châssis bielle de retenue					
Chasis tirante longitudinal					

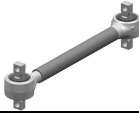



			LMI	Remarks
				
<b>STRALIS</b>	<b>2002 -</b>	<b>260 S 35</b>		
Fahrwerk Achsstrebe	REAR AXLE; BENT	LENGTH [mm]: 594	<b>25088</b>	
Chassis torque rod			(Ref. 500 340 452)	 rep. kit ball socket 23211
Châssis bielle de retenue				
Chassis tirante longitudinal				
Fahrwerk Dreiecklenker	REAR AXLE	LENGTH [mm]: 665	<b>11715</b>	
Chassis triangular torque rod			(Ref. 4104 2050)	 rep. kit ball socket 18472
Châssis bras triangulaire				rep. kit joint 21700
Chassis tirante en V				
<b>STRALIS</b>	<b>2002 -</b>	<b>260 S 40</b>		
				



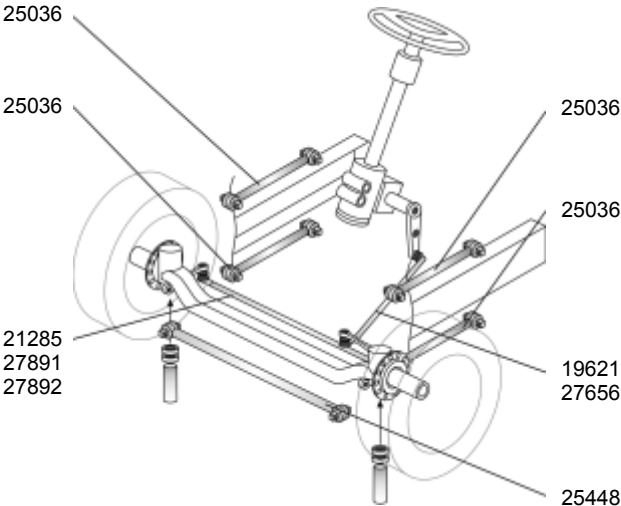
Lenkung Lenkstange		LENGTH [mm]: 953	<b>19621</b>	 Ball Joint RHT 19620
steering steering drag link			(Ref. 4100 5463)	
direction barre de direction				
dirección biela de la dirección				
Lenkung Lenkstange	ONLY PIC. NO.: L3LC16D1 / LCLC15A1 /	LENGTH [mm]: 959	<b>27656</b>	
steering steering drag link	LCLC16A1 / LCLC16E1 / LCLF15E1 / LCLF16A1 /		(Ref. 500 397 738)	
direction barre de direction	LCLF16E1 / LCLF17E1 / LCLF18E1 / LCLF19A1 /			
dirección biela de la dirección	LCLF19E1 / MMLF15E1 / NMLF15A1 / NMLF15F1 /			
	NMLF16A1 / NMLF16B1 / NMLF16E1 / NMLF16F1			
Lenkung Spurstange	PNEUMATIC: AD/AT CAP	LENGTH [mm]: 1641	<b>21285</b>	 Ball Joint RHT 19620
steering tie rod			(Ref. 4100 5451)	Ball Joint LHT 18481
direction barre d'accouplemen				
dirección barra de acoplamiento				
Lenkung Spurstange	ALL CAPS	LENGTH [mm]: 1631	<b>27891</b>	
steering tie rod			(Ref. 4103 6943)	
direction barre d'accouplemen				
dirección barra de acoplamiento				
Lenkung Spurstange	TRAILING AXLE	LENGTH [mm]: 1477	<b>27892</b>	 Ball Joint RHT 11505
steering tie rod			(Ref. 4103 2608)	
direction barre d'accouplemen				
dirección barra de acoplamiento				
Fahrwerk Achsstrebe	FRONT AXLE	LENGTH [mm]: 695	<b>25036</b>	
Chassis torque rod			(Ref. 500 338 783)	
Châssis bielle de retenue				
Chassis tirante longitudinal				
Fahrwerk Achsstrebe	FRONT AXLE; CROSS	LENGTH [mm]: 845	<b>25448</b>	
Chassis torque rod			(Ref. 500 338 784)	
Châssis bielle de retenue				
Chassis tirante longitudinal				










			LMI	Remarks
STRALIS	2002 -	260 S 40		
				

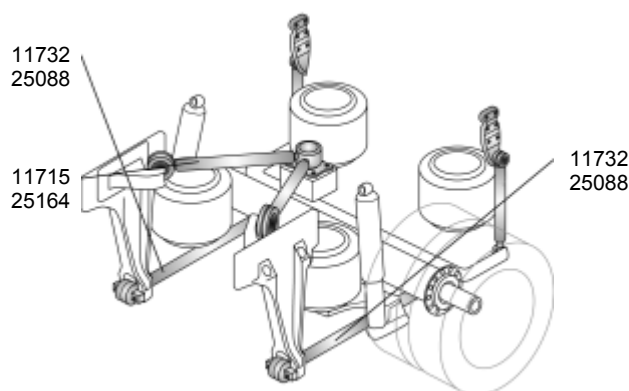


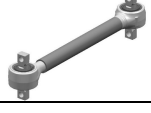


Fahrwerk Achsstrebe	REAR AXLE	LENGTH [mm]: 594	<b>11732</b> (Ref. 9847 2466)		rep. kit ball socket 11731
Chassis torque rod					
Châssis bielle de retenue					
Chasis tirante longitudinal					
Fahrwerk Achsstrebe	REAR AXLE; BENT	LENGTH [mm]: 594	<b>25088</b> (Ref. 500 340 452)		rep. kit ball socket 23211
Chassis torque rod					
Châssis bielle de retenue					
Chasis tirante longitudinal					
Fahrwerk Dreiecklenker	REAR AXLE	LENGTH [mm]: 665	<b>11715</b> (Ref. 4104 2050)		rep. kit ball socket 18472 rep. kit joint 21700
Chassis triangular torque rod					
Châssis bras triangulaire					
Chasis tirante en V					
Fahrwerk Dreiecklenker	REAR AXLE; ONLY PIC NO.: LCLF18E1 /	LENGTH [mm]: 665	<b>25164</b> (Ref. 4104 2093)		rep. kit ball socket 18472
Chassis triangular torque rod	LCLF19A1 / LCLF19E1				
Châssis bras triangulaire					
Chasis tirante en V					





STRALIS	2002 -	260 S 43		
				

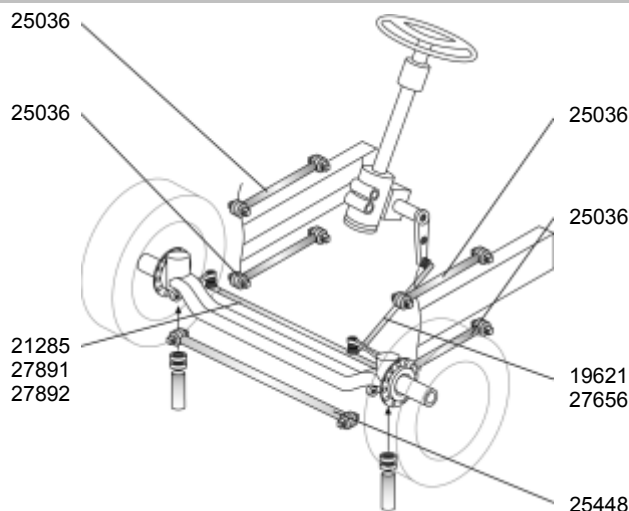









			LMI	Remarks
				
<b>STRALIS</b>	<b>2002 -</b>	<b>260 S 43</b>		
Lenkung Lenkstange steering steering drag link direction barre de direction dirección biela de la dirección		LENGTH [mm]: 953	<b>19621</b> (Ref. 4100 5463)	 Ball Joint RHT 19620
Lenkung Lenkstange steering steering drag link direction barre de direction dirección biela de la dirección		LENGTH [mm]: 959	<b>27656</b> (Ref. 500 397 738)	
Lenkung Spurstange steering tie rod direction barre d'accouplemen dirección barra de acoplamiento	PNEUMATIC: AD/AT CAP	LENGTH [mm]: 1641	<b>21285</b> (Ref. 4100 5451)	 Ball Joint RHT 19620 Ball Joint LHT 18481
Lenkung Spurstange steering tie rod direction barre d'accouplemen dirección barra de acoplamiento	ALL CAPS	LENGTH [mm]: 1631	<b>27891</b> (Ref. 4103 6943)	
Lenkung Spurstange steering tie rod direction barre d'accouplemen dirección barra de acoplamiento	TRAILING AXLE	LENGTH [mm]: 1477	<b>27892</b> (Ref. 4103 2608)	 Ball Joint RHT 11505
Fahrwerk Achsstrebe Chassis torque rod Châssis bielle de retenue Chasis tirante longitudinal	FRONT AXLE	LENGTH [mm]: 695	<b>25036</b> (Ref. 500 338 783)	
Fahrwerk Achsstrebe Chassis torque rod Châssis bielle de retenue Chasis tirante longitudinal	FRONT AXLE; CROSS	LENGTH [mm]: 845	<b>25448</b> (Ref. 500 338 784)	




Fahrwerk Achsstrebe Chassis torque rod Châssis bielle de retenue Chasis tirante longitudinal	REAR AXLE	LENGTH [mm]: 594	<b>11732</b> (Ref. 9847 2466)	 rep. kit ball socket 11731
Fahrwerk Achsstrebe Chassis torque rod Châssis bielle de retenue Chasis tirante longitudinal	REAR AXLE; BENT	LENGTH [mm]: 594	<b>25088</b> (Ref. 500 340 452)	 rep. kit ball socket 23211
Fahrwerk Dreiecklenker Chassis triangular torque rod Châssis bras triangulaire Chasis tirante en V	REAR AXLE	LENGTH [mm]: 665	<b>11715</b> (Ref. 4104 2050)	 rep. kit ball socket 18472 rep. kit joint 21700

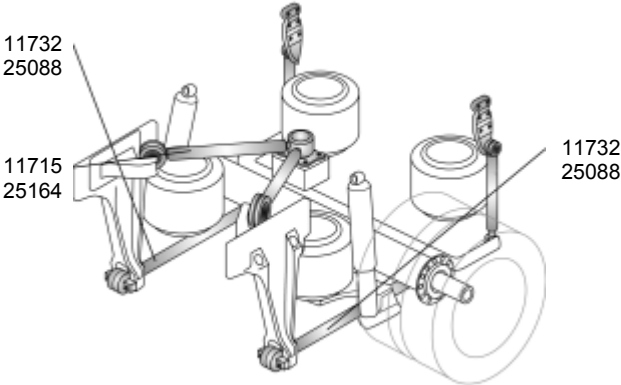
			LMI	Remarks
				
<b>STRALIS</b>	<b>2002 -</b>	<b>260 S 43</b>		
Fahrwerk Dreiecklenker	REAR AXLE; ONLY PIC NO.: LCKF18A1 /		LENGTH [mm]: 665	
Chassis triangular torque rod	LCKF18E1 / LCKF18F1 / LCKF19A1 / LCKF19E1 /		<b>25164</b>	 rep. kit ball socket 18472
Châssis bras triangulaire	LCKF19F1		(Ref. 4104 2093)	
Chassis tirante en V				
<b>STRALIS</b>	<b>2002 -</b>	<b>260 S 48</b>		
				








Lenkung Lenkstange		LENGTH [mm]: 953	<b>19621</b>		Ball Joint RHT	19620
steering steering drag link			(Ref. 4100 5463)			
direction barre de direction						
dirección biela de la dirección						
Lenkung Lenkstange		LENGTH [mm]: 959	<b>27656</b>			
steering steering drag link			(Ref. 500 397 738)			
direction barre de direction						
dirección biela de la dirección						
Lenkung Spurstange	PNEUMATIC	LENGTH [mm]: 1641	<b>21285</b>		Ball Joint RHT	19620
steering tie rod			(Ref. 4100 5451)		Ball Joint LHT	18481
direction barre d'accouplemen						
dirección barra de acoplamiento						
Lenkung Spurstange	ALL CAPS	LENGTH [mm]: 1631	<b>27891</b>			
steering tie rod			(Ref. 4103 6943)			
direction barre d'accouplemen						
dirección barra de acoplamiento						
Lenkung Spurstange	TRAILING AXLE	LENGTH [mm]: 1477	<b>27892</b>		Ball Joint RHT	11505
steering tie rod			(Ref. 4103 2608)			
direction barre d'accouplemen						
dirección barra de acoplamiento						
Fahrwerk Achsstrebe	FRONT AXLE	LENGTH [mm]: 695	<b>25036</b>			
Chassis torque rod			(Ref. 500 338 783)			
Châssis bielle de retenue						
Chassis tirante longitudinal						
Fahrwerk Achsstrebe	FRONT AXLE; CROSS	LENGTH [mm]: 845	<b>25448</b>			
Chassis torque rod			(Ref. 500 338 784)			
Châssis bielle de retenue						
Chassis tirante longitudinal						

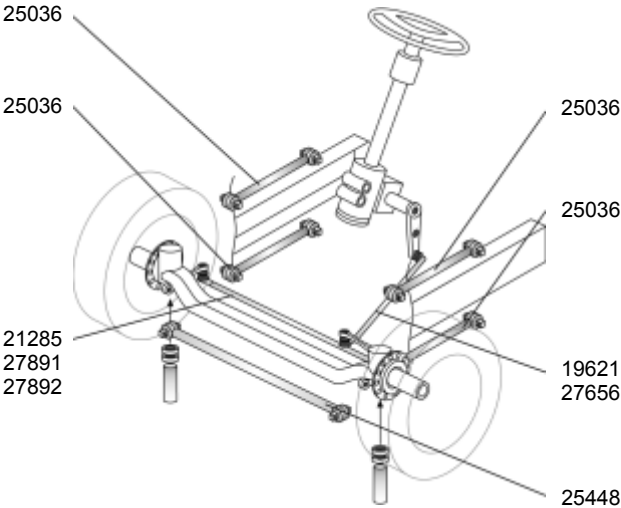











			LMI	Remarks
STRALIS	2002 -	260 S 48		
				

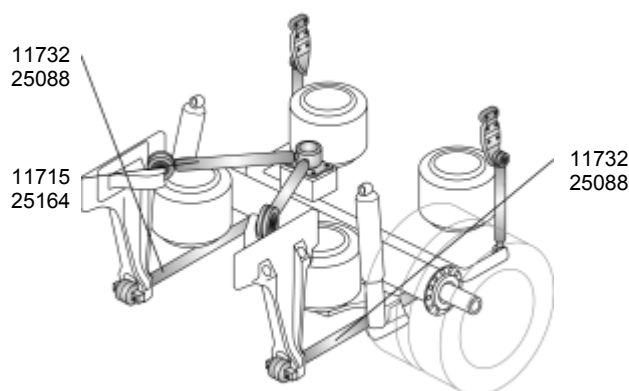





Fahrwerk Achsstrebe	REAR AXLE	LENGTH [mm]: 594	<b>11732</b> (Ref. 9847 2466)	 rep. kit ball socket 11731
Chassis torque rod				
Châssis bielle de retenue				
Chasis tirante longitudinal				
Fahrwerk Achsstrebe	REAR AXLE; BENT	LENGTH [mm]: 594	<b>25088</b> (Ref. 500 340 452)	 rep. kit ball socket 23211
Chassis torque rod				
Châssis bielle de retenue				
Chasis tirante longitudinal				
Fahrwerk Dreiecklenker	REAR AXLE	LENGTH [mm]: 665	<b>11715</b> (Ref. 4104 2050)	 rep. kit ball socket 18472 rep. kit joint 21700
Chassis triangular torque rod				
Châssis bras triangulaire				
Chasis tirante en V				
Fahrwerk Dreiecklenker	REAR AXLE; ONLY PIC NO.: LJPF18A1 / LJPF18E1	LENGTH [mm]: 665	<b>25164</b> (Ref. 4104 2093)	 rep. kit ball socket 18472
Chassis triangular torque rod	/ LJPF19A1 / LJPF19E1			
Châssis bras triangulaire				
Chasis tirante en V				





STRALIS	2002 -	260 S 54		
				

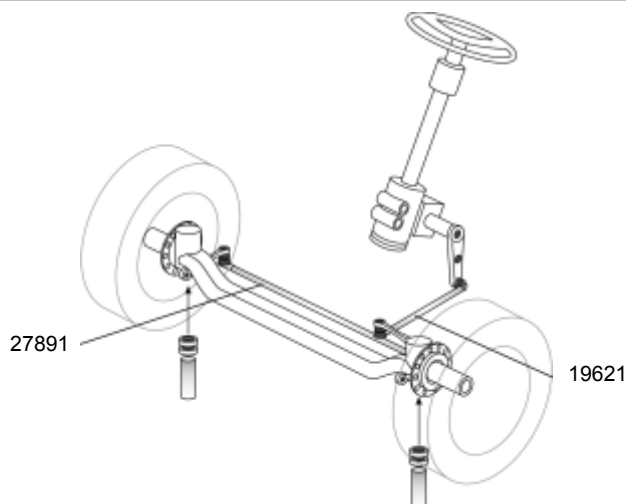




			LMI	Remarks
<b>STRALIS</b>	<b>2002 -</b>	<b>260 S 54</b>		
Lenkung Lenkstange steering steering drag link direction barre de direction dirección biela de la dirección		LENGTH [mm]: 953	<b>19621</b> (Ref. 4100 5463)	 Ball Joint RHT 19620
Lenkung Lenkstange steering steering drag link direction barre de direction dirección biela de la dirección	ONLY PIC. NO.: LJRC16G1 / LJRF15G1 / LJRF16G1 / LJRF17H1 / LJRF18G1	LENGTH [mm]: 959	<b>27656</b> (Ref. 500 397 738)	
Lenkung Spurstange steering tie rod direction barre d'accouplemen dirección barra de acoplamiento	PNEUMATIC	LENGTH [mm]: 1641	<b>21285</b> (Ref. 4100 5451)	 Ball Joint RHT 19620 Ball Joint LHT 18481
Lenkung Spurstange steering tie rod direction barre d'accouplemen dirección barra de acoplamiento	ALL CAPS	LENGTH [mm]: 1631	<b>27891</b> (Ref. 4103 6943)	
Lenkung Spurstange steering tie rod direction barre d'accouplemen dirección barra de acoplamiento	TRAILING AXLE	LENGTH [mm]: 1477	<b>27892</b> (Ref. 4103 2608)	 Ball Joint RHT 11505
Fahrwerk Achsstrebe Chassis torque rod Châssis bielle de retenue Chasis tirante longitudinal	FRONT AXLE	LENGTH [mm]: 695	<b>25036</b> (Ref. 500 338 783)	
Fahrwerk Achsstrebe Chassis torque rod Châssis bielle de retenue Chasis tirante longitudinal	FRONT AXLE; CROSS	LENGTH [mm]: 845	<b>25448</b> (Ref. 500 338 784)	

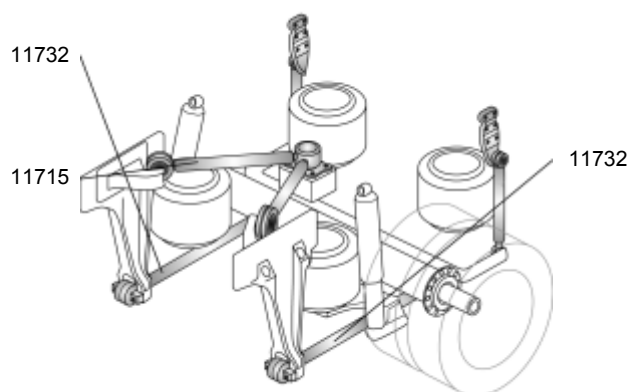



Fahrwerk Achsstrebe Chassis torque rod Châssis bielle de retenue Chasis tirante longitudinal	REAR AXLE	LENGTH [mm]: 594	<b>11732</b> (Ref. 9847 2466)	 rep. kit ball socket 11731
Fahrwerk Achsstrebe Chassis torque rod Châssis bielle de retenue Chasis tirante longitudinal	REAR AXLE; BENT	LENGTH [mm]: 594	<b>25088</b> (Ref. 500 340 452)	 rep. kit ball socket 23211
Fahrwerk Dreiecklenker Chassis triangular torque rod Châssis bras triangulaire Chasis tirante en V	REAR AXLE	LENGTH [mm]: 665	<b>11715</b> (Ref. 4104 2050)	 rep. kit ball socket 18472 rep. kit joint 21700





			LMI	Remarks
STRALIS                      2002    -                      260 S 54				
Fahrwerk Dreiecklenker                      REAR AXLE; ONLY PIC NO.: LJRF18G1                      LENGTH [mm]: 665			25164  (Ref. 4104 2093)	 rep. kit ball socket 18472
Chassis    triangular torque rod				
Châssis    bras triangulaire				
Chasis    tirante en V				
STRALIS                      2002    -                      440 S 31; 440 S 35				
				

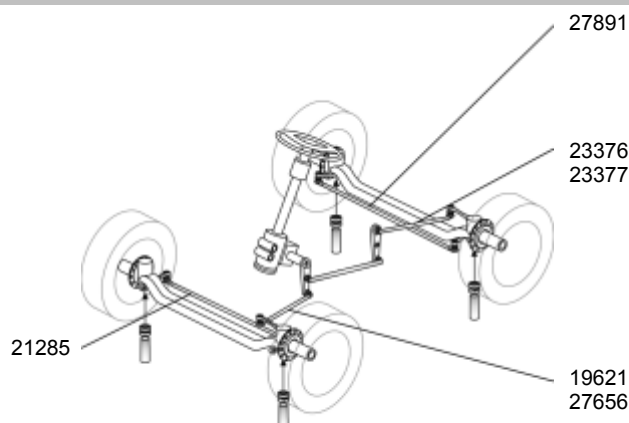








Lenkung Lenkstange	LENGTH [mm]: 953	<b>19621</b> (Ref. 4100 5463)	 Ball Joint RHT 19620
steering steering drag link			
direction barre de direction			
dirección biela de la dirección			
Lenkung Spurstange	LENGTH [mm]: 1631	<b>27891</b> (Ref. 4103 6943)	
steering tie rod			
direction barre d'accouplemen			
dirección barra de acoplamiento			



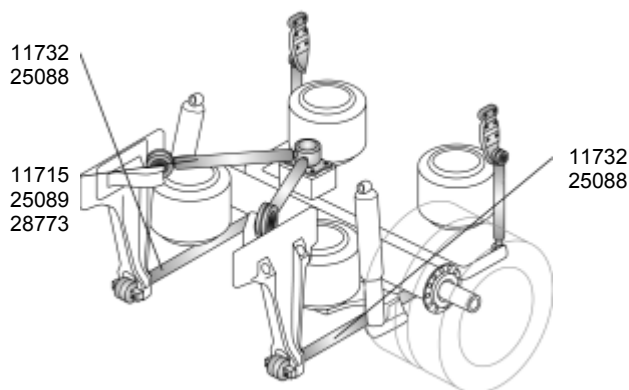
Fahrwerk Achsstrebe	REAR AXLE	LENGTH [mm]: 594	<b>11732</b> (Ref. 9847 2466)	 rep. kit ball socket 11731
Chassis torque rod				
Châssis bielle de retenue				
Chasis tirante longitudinal				






			LMI	Remarks
				
<b>STRALIS</b>	<b>2002 -</b>	<b>440 S 31; 440 S 35</b>		
Fahrwerk Dreiecklenker	REAR AXLE	LENGTH [mm]: 665	<b>11715</b> (Ref. 4104 2050)	 rep. kit ball socket 18472 rep. kit joint 21700
Chassis triangular torque rod				
Châssis bras triangulaire				
Chasis tirante en V				
<b>STRALIS</b>	<b>2002 -</b>	<b>440 S 40; 440 S 43; 440 S 48</b>		
				



Lenkung Lenkstange	FROM PITMAN ARM TO 1ST FRONT AXLE	LENGTH [mm]: 953	<b>19621</b> (Ref. 4100 5463)	 Ball Joint RHT 19620
steering steering drag link				
direction barre de direction				
dirección biela de la dirección				
Lenkung Lenkstange	FROM SHIFT LEVER TO 2ND FRONT AXLE	LENGTH [mm]: 832	<b>23376</b> (Ref. 4101 6958)	 Ball Joint RHT 19620
steering steering drag link				
direction barre de direction				
dirección biela de la dirección				
Lenkung Lenkstange	RHD; FROM SHIFT LEVER TO 2ND FRONT AXLE	LENGTH [mm]: 824	<b>23377</b> (Ref. 4101 6961)	 Ball Joint RHT 19620
steering steering drag link				
direction barre de direction				
dirección biela de la dirección				
Lenkung Lenkstange	FROM PITMAN ARM TO 1ST FRONT AXLE	LENGTH [mm]: 959	<b>27656</b> (Ref. 500 397 738)	
steering steering drag link				
direction barre de direction				
dirección biela de la dirección				
Lenkung Spurstange	CAP AS	LENGTH [mm]: 1641	<b>21285</b> (Ref. 4100 5451)	 Ball Joint RHT 19620 Ball Joint LHT 18481
steering tie rod				
direction barre d'accouplemen				
dirección barra de acoplamiento				
Lenkung Spurstange	ALL CAPS	LENGTH [mm]: 1631	<b>27891</b> (Ref. 4103 6943)	
steering tie rod				
direction barre d'accouplemen				
dirección barra de acoplamiento				

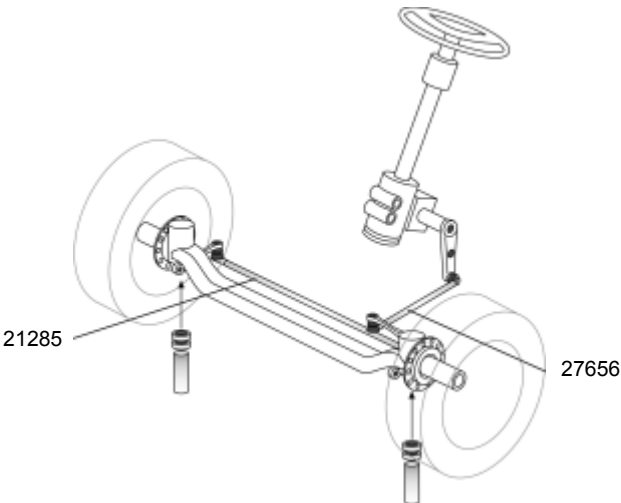
			LMI	Remarks
STRALIS	2002 -	440 S 40; 440 S 43; 440 S 48		





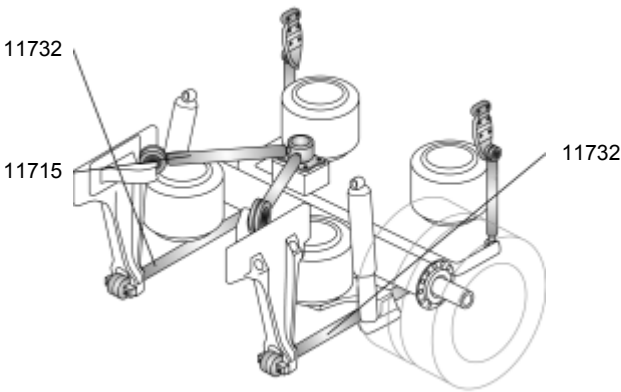
Fahrwerk Achsstrebe	REAR AXLE	LENGTH [mm]: 594	<b>11732</b> (Ref. 9847 2466)		rep. kit ball socket 11731
Chassis torque rod					
Châssis bielle de retenue					
Chassis tirante longitudinal					
Fahrwerk Achsstrebe	REAR AXLE; BENT	LENGTH [mm]: 594	<b>25088</b> (Ref. 500 340 452)		rep. kit ball socket 23211
Chassis torque rod					
Châssis bielle de retenue					
Chassis tirante longitudinal					
Fahrwerk Achsstrebe	REAR AXLE; UPPER RIGHT	LENGTH [mm]: 455	<b>25089</b> (Ref. 4103 3731)		rep. kit ball socket 11731
Chassis torque rod					
Châssis bielle de retenue					
Chassis tirante longitudinal					
Fahrwerk Achsstrebe	REAR AXLE; UPPER LEFT	LENGTH [mm]: 455	<b>28773</b> (Ref. 4100 9961)		rep. kit ball socket 11731
Chassis torque rod					
Châssis bielle de retenue					
Chassis tirante longitudinal					
Fahrwerk Dreiecklenker	REAR AXLE	LENGTH [mm]: 665	<b>11715</b> (Ref. 4104 2050)		rep. kit ball socket 18472 rep. kit joint 21700
Chassis triangular torque rod					
Châssis bras triangulaire					
Chassis tirante en V					



STRALIS	2002 -	440 S 44		
---------	--------	----------	--	--

		LMI	Remarks
STRALIS	2002 - 440 S 44		
			



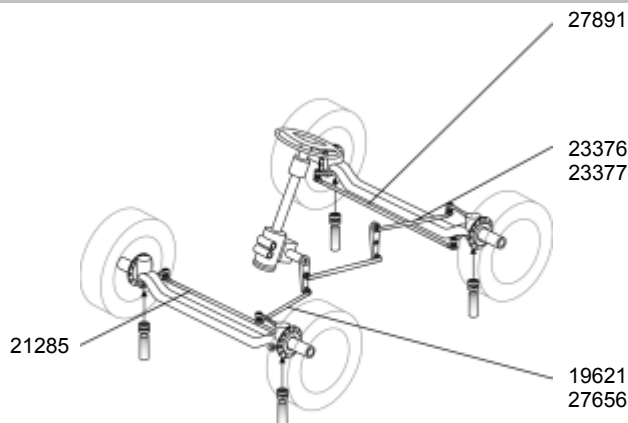
Lenkung Lenkstange	ONLY PIC. NO.: L1NB21C1 / L1NB21D1 / L1NB21F1 / L1NB21G1	LENGTH [mm]: 959	<b>27656</b> (Ref. 500 397 738)		
steering steering drag link					
direction barre de direction					
dirección biela de la dirección					
Lenkung Spurstange		LENGTH [mm]: 1641	<b>21285</b> (Ref. 4100 5451)		Ball Joint RHT 19620 Ball Joint LHT 18481
steering tie rod					
direction barre d'accouplemen					
dirección barra de acoplamiento					









Fahrwerk Achsstrebe	REAR AXLE	LENGTH [mm]: 594	<b>11732</b> (Ref. 9847 2466)		rep. kit ball socket 11731
Chassis torque rod					
Châssis bielle de retenue					
Chasis tirante longitudinal					
Fahrwerk Dreiecklenker	REAR AXLE	LENGTH [mm]: 665	<b>11715</b> (Ref. 4104 2050)		rep. kit ball socket 18472 rep. kit joint 21700
Chassis triangular torque rod					
Châssis bras triangulaire					
Chasis tirante en V					

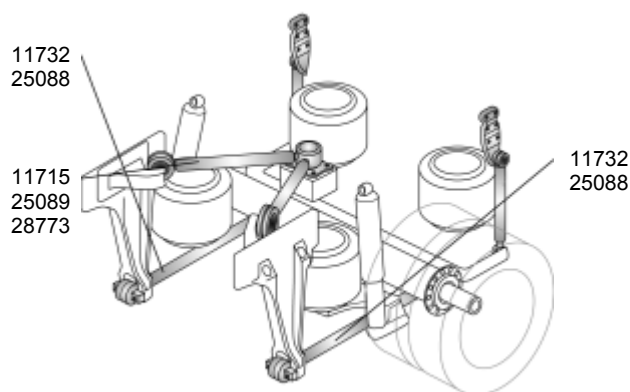
STRALIS	2002 - 440 S 54				
---------	-----------------	--	--	--	--






			LMI	Remarks
STRALIS	2002 -	440 S 54		






Lenkung	Lenkstange	FROM PITMAN ARM TO 1ST FRONT AXLE	LENGTH [mm]: 953	<b>19621</b> (Ref. 4100 5463)		Ball Joint RHT	19620
steering	steering drag link						
direction	barre de direction						
dirección	biela de la dirección						
Lenkung	Lenkstange	FROM SHIFT LEVER TO 2ND FRONT AXLE	LENGTH [mm]: 832	<b>23376</b> (Ref. 4101 6958)		Ball Joint RHT	19620
steering	steering drag link						
direction	barre de direction						
dirección	biela de la dirección						
Lenkung	Lenkstange	RHD; FROM SHIFT LEVER TO 2ND FRONT AXLE	LENGTH [mm]: 824	<b>23377</b> (Ref. 4101 6961)		Ball Joint RHT	19620
steering	steering drag link						
direction	barre de direction						
dirección	biela de la dirección						
Lenkung	Lenkstange	FROM PITMAN ARM TO 1ST FRONT AXLE	LENGTH [mm]: 959	<b>27656</b> (Ref. 500 397 738)			
steering	steering drag link						
direction	barre de direction						
dirección	biela de la dirección						
Lenkung	Spurstange	CAP AS	LENGTH [mm]: 1641	<b>21285</b> (Ref. 4100 5451)		Ball Joint RHT	19620
steering	tie rod					Ball Joint LHT	18481
direction	barre d'accouplemen						
dirección	barra de acoplamiento						
Lenkung	Spurstange	ALL CAPS	LENGTH [mm]: 1631	<b>27891</b> (Ref. 4103 6943)			
steering	tie rod						
direction	barre d'accouplemen						
dirección	barra de acoplamiento						

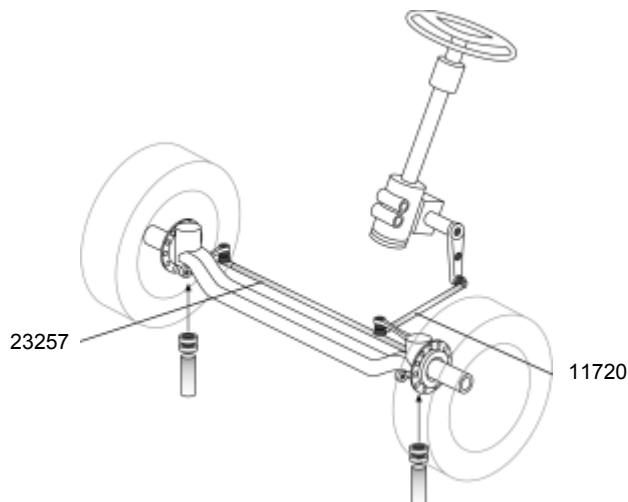
			LMI	Remarks
STRALIS	2002 -	440 S 54		





Fahrwerk Achsstrebe	REAR AXLE	LENGTH [mm]: 594	<b>11732</b> (Ref. 9847 2466)	 rep. kit ball socket 11731
Chassis torque rod				
Châssis bielle de retenue				
Chasis tirante longitudinal				
Fahrwerk Achsstrebe	REAR AXLE; BENT	LENGTH [mm]: 594	<b>25088</b> (Ref. 500 340 452)	 rep. kit ball socket 23211
Chassis torque rod				
Châssis bielle de retenue				
Chasis tirante longitudinal				
Fahrwerk Achsstrebe	REAR AXLE; UPPER RIGHT	LENGTH [mm]: 455	<b>25089</b> (Ref. 4103 3731)	 rep. kit ball socket 11731
Chassis torque rod				
Châssis bielle de retenue				
Chasis tirante longitudinal				
Fahrwerk Achsstrebe	REAR AXLE; UPPER LEFT	LENGTH [mm]: 455	<b>28773</b> (Ref. 4100 9961)	 rep. kit ball socket 11731
Chassis torque rod				
Châssis bielle de retenue				
Chasis tirante longitudinal				
Fahrwerk Dreiecklenker	REAR AXLE	LENGTH [mm]: 665	<b>11715</b> (Ref. 4104 2050)	 rep. kit ball socket 18472 rep. kit joint 21700
Chassis triangular torque rod				
Châssis bras triangulaire				
Chasis tirante en V				
<b>TURBOSTAR</b>	<b>1984 - 1990</b>	<b>190-33; 190-36; 190-42; 190-48</b>		

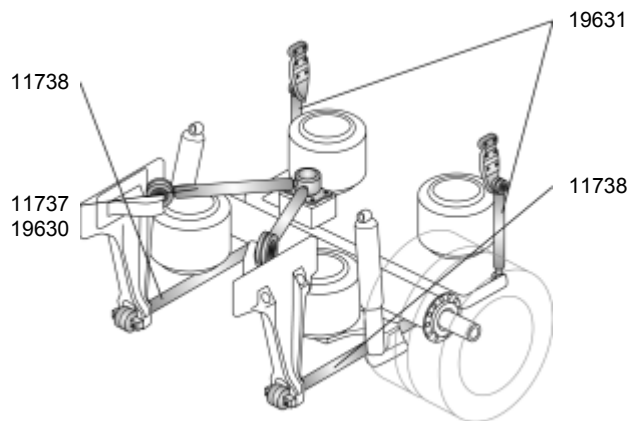





		LMI	Remarks
<b>TURBOSTAR</b>			
1984 - 1990 190-33; 190-36; 190-42; 190-48			
			




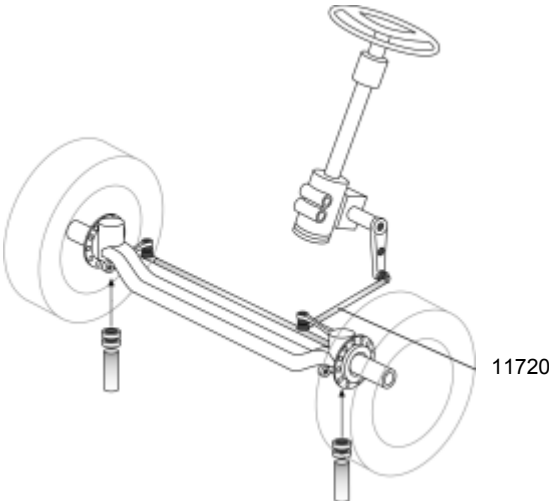
Lenkung Lenkstange	LENGTH [mm]: 982	<b>11720</b> (Ref. 4208 7842)		Ball Joint RHT	11505
steering steering drag link					
direction barre de direction					
dirección biela de la dirección					
Lenkung Spurstange	LENGTH [mm]: 1640	<b>23257</b> (Ref. 4200 3432)		Ball Joint RHT	11505
steering tie rod				Ball Joint LHT	11492
direction barre d'accouplemen					
dirección barra de acoplamiento					



--




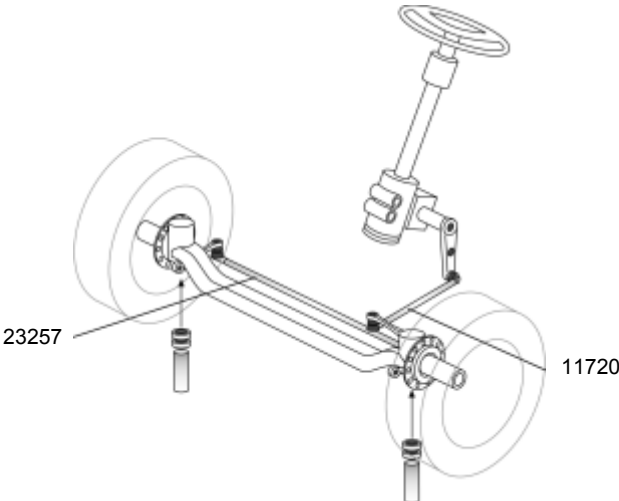
Fahrwerk Achsstrebe	REAR AXLE	LENGTH [mm]: 583	<b>11738</b> (Ref. 9848 8010)		rep. kit ball socket 20516
Chassis torque rod					
Châssis bielle de retenue					
Chasis tirante longitudinal					
Fahrwerk Dreiecklenker	REAR AXLE	LENGTH [mm]: (L)65 (R)688	<b>11737</b> (Ref. 471 6271)		rep. kit joint 11832 rep. kit ball socket 11713
Chassis triangular torque rod					
Châssis bras triangulaire					
Chasis tirante en V					
Fahrwerk Stabilisatorstange		LENGTH [mm]: 355	<b>19631</b> (Ref. 474 1171)		
Chassis stabilizer rod					
Châssis barre stabilisatrice					
Chasis tirante estabilizador					


			LMI	Remarks
TURBOSTAR	1984	-	240-36; 240-48	
				





Lenkung	Lenkstange	LENGTH [mm]: 982	<b>11720</b>		Ball Joint RHT	11505
steering	steering drag link		(Ref. 4208 7842)			
direction	barre de direction					
dirección	biela de la dirección					

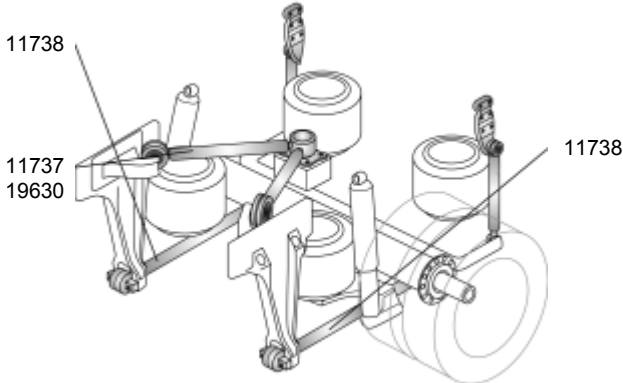
TURBOTECH	1990	- 1992	190-26	
				







Lenkung	Lenkstange	LENGTH [mm]: 982	<b>11720</b>		Ball Joint RHT	11505
steering	steering drag link		(Ref. 4208 7842)			
direction	barre de direction					
dirección	biela de la dirección					

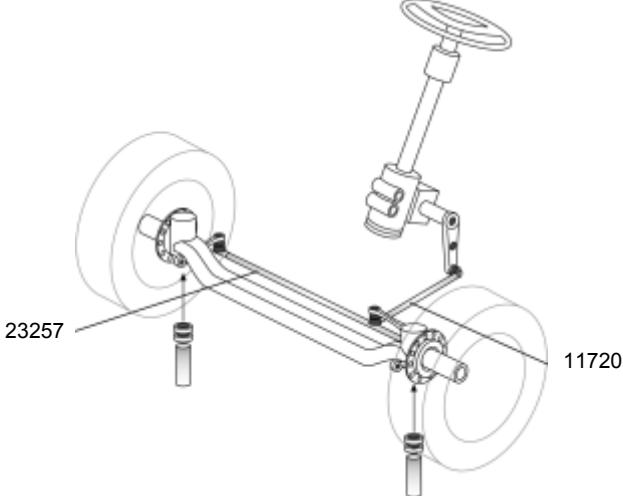
Lenkung	Spurstange	LENGTH [mm]: 1640	<b>23257</b>		Ball Joint RHT	11505
steering	tie rod		(Ref. 4200 3432)		Ball Joint LHT	11492
direction	barre d'accouplemen					
dirección	barra de acoplamiento					


		LMI	Remarks
TURBOTECH	1990 - 1992 190-26		
			








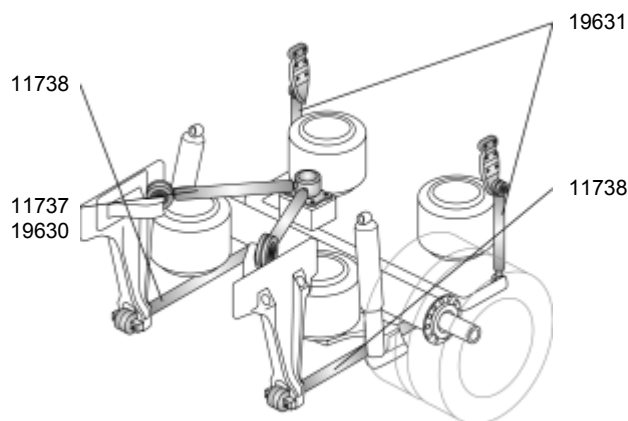
Fahrwerk Achsstrebe	REAR AXLE	LENGTH [mm]: 583	<b>11738</b> (Ref. 9848 8010)		rep. kit ball socket 20516
Chassis torque rod					
Châssis bielle de retenue					
Chasis tirante longitudinal					
Fahrwerk Dreiecklenker	REAR AXLE	LENGTH [mm]: (L)65 (R)688	<b>11737</b> (Ref. 471 6271)		rep. kit joint 11832 rep. kit ball socket 11713
Chassis triangular torque rod					
Châssis bras triangulaire					
Chasis tirante en V					
Fahrwerk Dreiecklenker	REAR AXLE	LENGTH [mm]: (L)68 (R)657	<b>19630</b> (Ref. 471 6799)		rep. kit joint 11832 rep. kit ball socket 11713
Chassis triangular torque rod					
Châssis bras triangulaire					
Chasis tirante en V					







TURBOTECH	1990 - 1992 190-32; 190-36		
			



Lenkung Lenkstange	LENGTH [mm]: 982	<b>11720</b> (Ref. 4208 7842)		Ball Joint RHT 11505
steering steering drag link				
direction barre de direction				
dirección biela de la dirección				

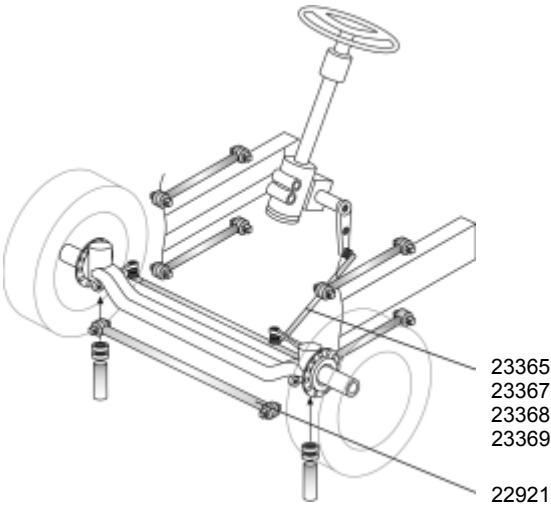
			LMI	Remarks
				
<b>TURBOTECH</b>	<b>1990 - 1992</b>	<b>190-32; 190-36</b>		
Lenkung Spurstange steering tie rod direction barre d'accouplement dirección barra de acoplamiento		LENGTH [mm]: 1640	<b>23257</b> (Ref. 4200 3432)	 Ball Joint RHT 11505  Ball Joint LHT 11492
				








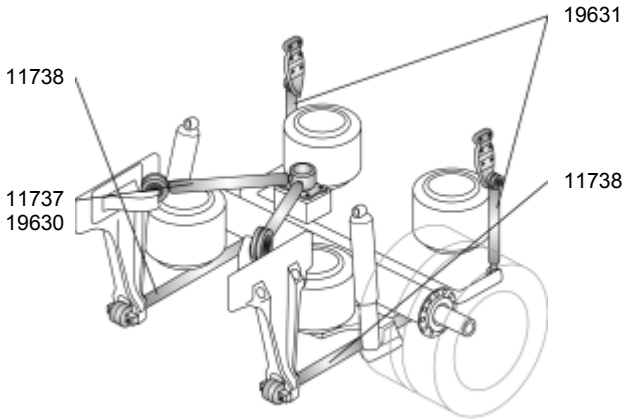
		19631		
Fahrwerk Achsstrebe Chassis torque rod Châssis bielle de retenue Chasis tirante longitudinal	REAR AXLE	LENGTH [mm]: 583	<b>11738</b> (Ref. 9848 8010)	 rep. kit ball socket 20516
Fahrwerk Dreiecklenker Chassis triangular torque rod Châssis bras triangulaire Chasis tirante en V	REAR AXLE	LENGTH [mm]: (L)65 (R)688	<b>11737</b> (Ref. 471 6271)	 rep. kit joint 11832  rep. kit ball socket 11713
Fahrwerk Dreiecklenker Chassis triangular torque rod Châssis bras triangulaire Chasis tirante en V	REAR AXLE	LENGTH [mm]: (L)68 (R)657	<b>19630</b> (Ref. 471 6799)	 rep. kit joint 11832  rep. kit ball socket 11713
Fahrwerk Stabilisatorstange Chassis stabilizer rod Châssis barre stabilisatrice Chasis tirante estabilizador		LENGTH [mm]: 355	<b>19631</b> (Ref. 474 1171)	



<b>TURBOTECH</b>	<b>1990 - 1992</b>	<b>220-32; 220-36</b>		
------------------	--------------------	-----------------------	--	--

		LMI	Remarks
TURBOTECH	1990 - 1992 220-32; 220-36		
			

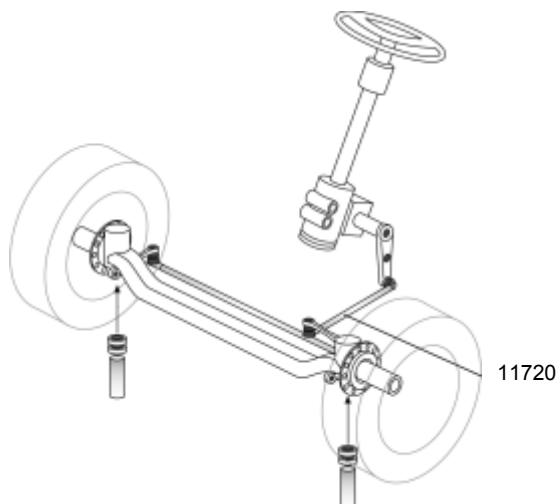


Lenkung	Lenkstange	LENGTH [mm]: 974	<b>23365</b> (Ref. 4208 7845)		Ball Joint RHT	11505
steering	steering drag link					
direction	barre de direction					
dirección	biela de la dirección					
Lenkung	Lenkstange	LENGTH [mm]: 974	<b>23367</b> (Ref. 4208 7848)		Ball Joint RHT	11505
steering	steering drag link					
direction	barre de direction					
dirección	biela de la dirección					
Lenkung	Lenkstange	LENGTH [mm]: 972	<b>23368</b> (Ref. 4208 7850)		Ball Joint RHT	11505
steering	steering drag link					
direction	barre de direction					
dirección	biela de la dirección					
Lenkung	Lenkstange	LENGTH [mm]: 2421	<b>23369</b> (Ref. 4208 8124)			
steering	steering drag link					
direction	barre de direction					
dirección	biela de la dirección					
Fahrwerk	Achsstrebe	FRONT AXLE	LENGTH [mm]: 665	<b>22921</b> (Ref. 4208 6282)		rep. kit ball socket 11713
Chassis	torque rod					
Châssis	bielle de retenue					
Chasis	tirante longitudinal					



			LMI	Remarks
				
<b>TURBOTECH</b>	<b>1990 - 1992</b>	<b>220-32; 220-36</b>		
Fahrwerk Achsstrebe	REAR AXLE	LENGTH [mm]: 583	<b>11738</b>	
Chassis torque rod			(Ref. 9848 8010)	rep. kit ball socket 20516
Châssis bielle de retenue				
Chassis tirante longitudinal				
Fahrwerk Dreiecklenker	REAR AXLE	LENGTH [mm]: (L)65	<b>11737</b>	
Chassis triangular torque rod		(R)688	(Ref. 471 6271)	rep. kit joint 11832
Châssis bras triangulaire				rep. kit ball socket 11713
Chassis tirante en V				
Fahrwerk Dreiecklenker	REAR AXLE	LENGTH [mm]: (L)68	<b>19630</b>	
Chassis triangular torque rod		(R)657	(Ref. 471 6799)	rep. kit joint 11832
Châssis bras triangulaire				rep. kit ball socket 11713
Chassis tirante en V				
Fahrwerk Stabilisatorstange		LENGTH [mm]: 355	<b>19631</b>	
Chassis stabilizer rod			(Ref. 474 1171)	
Châssis barre stabilisatrice				
Chassis tirante estabilizador				

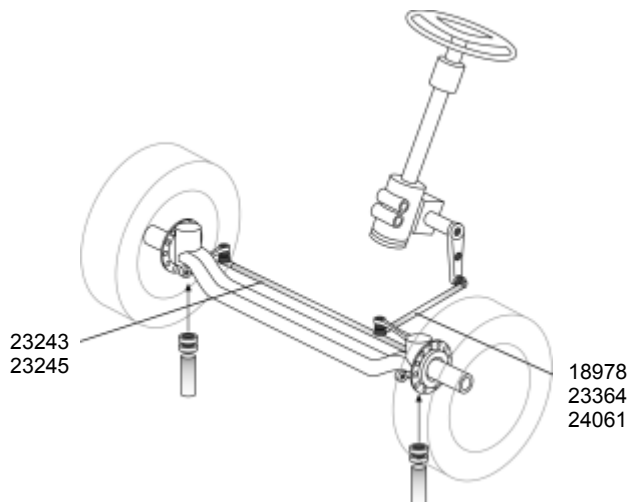
<b>TURBOTECH</b>	<b>1990 - 1992</b>	<b>240-24; 240-32; 240-36</b>		
				








Lenkung Lenkstange		LENGTH [mm]: 982	<b>11720</b>	
steering steering drag link			(Ref. 4208 7842)	Ball Joint RHT 11505
direction barre de direction				
dirección biela de la dirección				

<b>ZETA</b>	<b>1987 - 1991</b>	<b>50-9</b>		
-------------	--------------------	-------------	--	--

			LMI	Remarks
ZETA	1987 - 1991	50-9		



Lenkung	Lenkstange	ONLY PIC. NO.: 11011111 / 11011211 / 11011311	LENGTH [mm]: 708	<b>18978</b> (Ref. 857 0528)		
steering	steering drag link					
direction	barre de direction					
dirección	biela de la dirección					
Lenkung	Lenkstange	HYDRAULIC STEERING	LENGTH [mm]: 755	<b>23364</b> (Ref. 858 2350)		Ball Joint RHT 11721
steering	steering drag link					
direction	barre de direction					
dirección	biela de la dirección					
Lenkung	Lenkstange	ONLY PIC. NO.: 11014211 / 11014311 / 11016211 / 11016311	LENGTH [mm]: 830	<b>24061</b> (Ref. 859 1222)		Ball Joint RHT 11380
steering	steering drag link					
direction	barre de direction					
dirección	biela de la dirección					
Lenkung	Spurstange	PS	LENGTH [mm]: 1344	<b>23243</b> (Ref. 858 2330)		Ball Joint RHT 11721 Ball Joint LHT 19821
steering	tie rod					
direction	barre d'accouplemen					
dirección	barra de acoplamiento					
Lenkung	Spurstange	PS	LENGTH [mm]: 1348	<b>23245</b> (Ref. 858 2320)		Ball Joint RHT 11378 Ball Joint LHT 11379
steering	tie rod					
direction	barre d'accouplemen					
dirección	barra de acoplamiento					

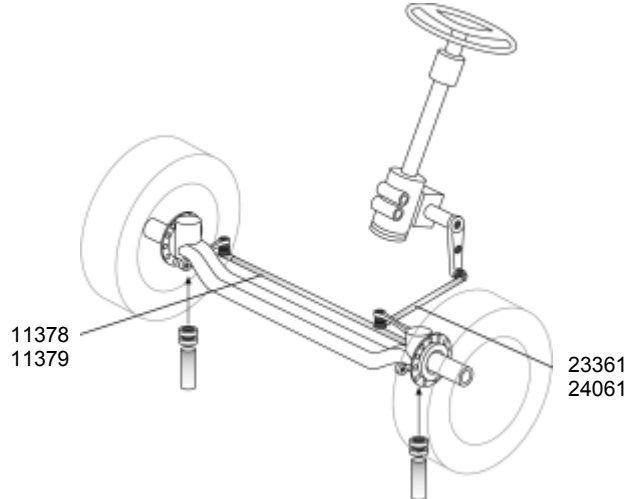
ZETA	1979 - 1983	60-8		
------	-------------	------	--	--







LMI

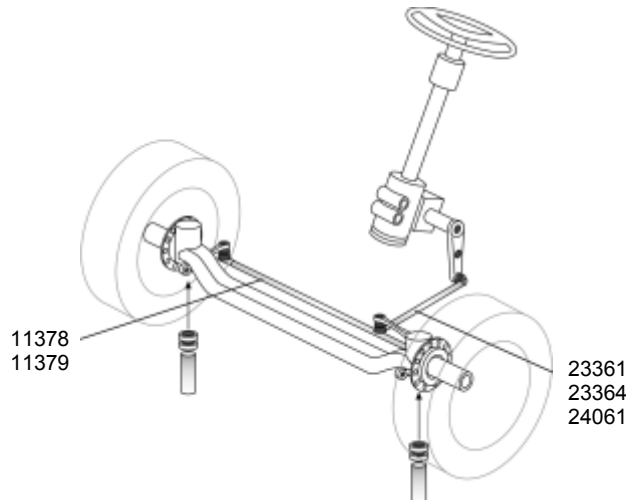
Remarks

**ZETA** 1979 - 1983 60-8










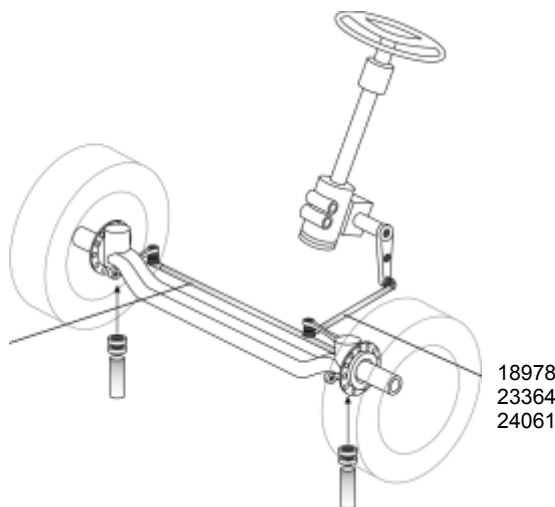
Lenkung	Lenkstange		LENGTH [mm]: 766	<b>23361</b> (Ref. 859 1219)		Ball Joint RHT	11380
steering	steering drag link						
direction	barre de direction						
dirección	biela de la dirección						
Lenkung	Lenkstange		LENGTH [mm]: 830	<b>24061</b> (Ref. 859 1222)		Ball Joint RHT	11380
steering	steering drag link						
direction	barre de direction						
dirección	biela de la dirección						
Lenkung	Kugelgelenk	FOR TIE ROD; OE-NO: 856 4756	LENGTH [mm]: 105 R	<b>11378</b> (Ref. 0 607 451)			
steering	ball joint						
direction	joint à rotule						
dirección	rótula						
Lenkung	Kugelgelenk	FOR TIE ROD; OE-NO: 856 4756	LENGTH [mm]: 105 L	<b>11379</b> (Ref. 0 607 452)			
steering	ball joint						
direction	joint à rotule						
dirección	rótula						





**ZETA** 1979 - 1986 60-10







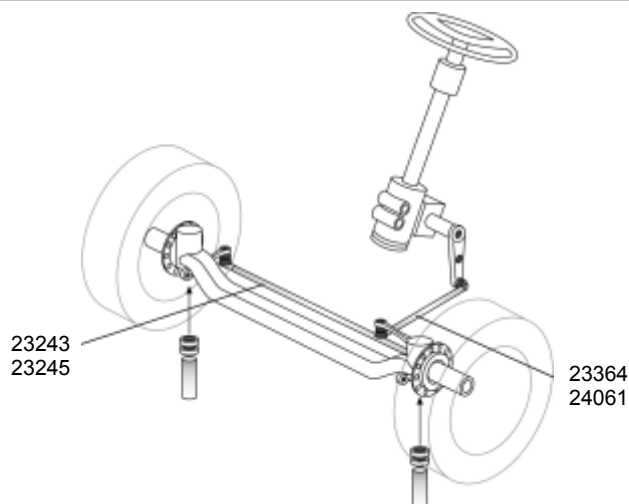






				LMI	Remarks	
						
<b>ZETA</b>	<b>1979 - 1986 60-10</b>					
Lenkung steering direction dirección	Lenkstange steering drag link barre de direction biela de la dirección	ROFM: FOR TILTING CAB	LENGTH [mm]: 766	<b>23361</b> (Ref. 859 1219)		Ball Joint RHT 11380
Lenkung steering direction dirección	Lenkstange steering drag link barre de direction biela de la dirección	HYDRAULIC STEERING ;ROFM: VAR. 120 + 344	LENGTH [mm]: 755	<b>23364</b> (Ref. 858 2350)		Ball Joint RHT 11721
Lenkung steering direction dirección	Lenkstange steering drag link barre de direction biela de la dirección		LENGTH [mm]: 830	<b>24061</b> (Ref. 859 1222)		Ball Joint RHT 11380
Lenkung steering direction dirección	Kugelgelenk ball joint joint à rotule rótula	FOR TIE ROD; OE-NO: 856 4756	LENGTH [mm]: 105 R	<b>11378</b> (Ref. 0 607 451)		
Lenkung steering direction dirección	Kugelgelenk ball joint joint à rotule rótula	FOR TIE ROD; OE-NO: 856 4756	LENGTH [mm]: 105 L	<b>11379</b> (Ref. 0 607 452)		
<b>ZETA</b>	<b>1987 - 1991 60-11</b>					



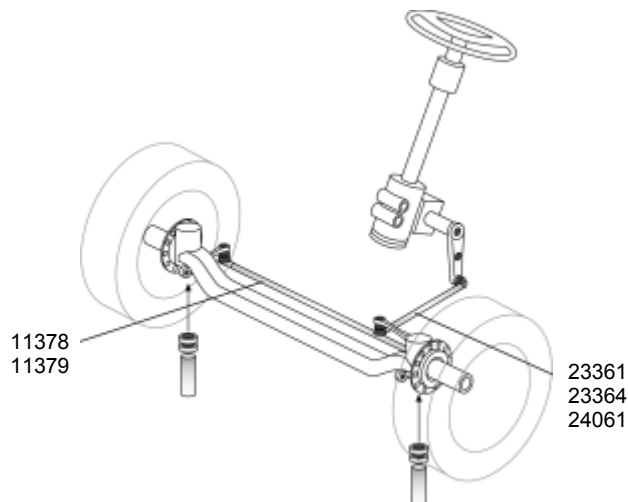
Lenkung steering direction dirección	Lenkstange steering drag link barre de direction biela de la dirección	ONLY PIC. NO.: 11071111 / 11071211 / 11071311	LENGTH [mm]: 708	<b>18978</b> (Ref. 857 0528)		
Lenkung steering direction dirección	Lenkstange steering drag link barre de direction biela de la dirección	HYDRAULIC STEERING	LENGTH [mm]: 755	<b>23364</b> (Ref. 858 2350)		Ball Joint RHT 11721
Lenkung steering direction dirección	Lenkstange steering drag link barre de direction biela de la dirección	ONLY PIC. NO.: 11074211 / 11074311 / 11076211 / 11076311	LENGTH [mm]: 830	<b>24061</b> (Ref. 859 1222)		Ball Joint RHT 11380
Lenkung steering direction dirección	Spurstange tie rod barre d'accouplemen barra de acoplamiento	PS	LENGTH [mm]: 1344	<b>23243</b> (Ref. 858 2330)		Ball Joint RHT 11721 Ball Joint LHT 19821






				LMI	Remarks
					
<b>ZETA</b>	<b>1987 - 1991</b>	<b>60-11</b>			
Lenkung Spurstange	PS		LENGTH [mm]: 1348	<b>23245</b> (Ref. 858 2320)	 Ball Joint RHT 11378 Ball Joint LHT 11379
steering tie rod					
direction barre d'accouplemen					
dirección barra de acoplamiento					
<b>ZETA</b>	<b>1987 - 1991</b>	<b>65-9</b>			
					



Lenkung Lenkstange	HYDRAULIC STEERING		LENGTH [mm]: 755	<b>23364</b> (Ref. 858 2350)	 Ball Joint RHT 11721
steering steering drag link					
direction barre de direction					
dirección biela de la dirección					
Lenkung Lenkstange	ONLY PIC. NO.: 11731111 / 11731211 / 11731215 / 11731311 / 11731315		LENGTH [mm]: 830	<b>24061</b> (Ref. 859 1222)	 Ball Joint RHT 11380
steering steering drag link					
direction barre de direction					
dirección biela de la dirección					
Lenkung Spurstange	PS		LENGTH [mm]: 1344	<b>23243</b> (Ref. 858 2330)	 Ball Joint RHT 11721 Ball Joint LHT 19821
steering tie rod					
direction barre d'accouplemen					
dirección barra de acoplamiento					
Lenkung Spurstange	PS		LENGTH [mm]: 1348	<b>23245</b> (Ref. 858 2320)	 Ball Joint RHT 11378 Ball Joint LHT 11379
steering tie rod					
direction barre d'accouplemen					
dirección barra de acoplamiento					
<b>ZETA</b>	<b>1979 - 1987</b>	<b>65-10</b>			

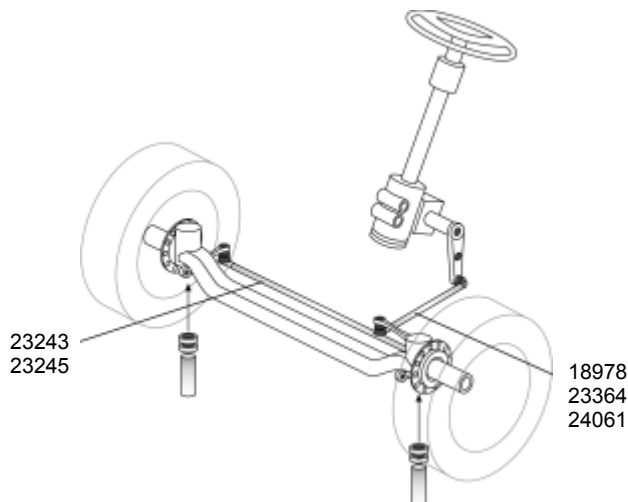
			LMI	Remarks
ZETA	1979 - 1987	65-10		








Lenkung	Lenkstange		LENGTH [mm]: 766	<b>23361</b> (Ref. 859 1219)		Ball Joint RHT	11380
steering	steering drag link						
direction	barre de direction						
dirección	biela de la dirección						
Lenkung	Lenkstange	HYDRAULIC STEERING ;ROFM: VAR. 120 + 344	LENGTH [mm]: 755	<b>23364</b> (Ref. 858 2350)		Ball Joint RHT	11721
steering	steering drag link						
direction	barre de direction						
dirección	biela de la dirección						
Lenkung	Lenkstange		LENGTH [mm]: 830	<b>24061</b> (Ref. 859 1222)		Ball Joint RHT	11380
steering	steering drag link						
direction	barre de direction						
dirección	biela de la dirección						
Lenkung	Kugelgelenk	FOR TIE ROD; OE-NO: 856 4756	LENGTH [mm]: 105 R	<b>11378</b> (Ref. 0 607 451)			
steering	ball joint						
direction	joint à rotule						
dirección	rótula						
Lenkung	Kugelgelenk	FOR TIE ROD; OE-NO: 856 4756	LENGTH [mm]: 105 L	<b>11379</b> (Ref. 0 607 452)			
steering	ball joint						
direction	joint à rotule						
dirección	rótula						

ZETA	1987 - 1991	65-12		
------	-------------	-------	--	--

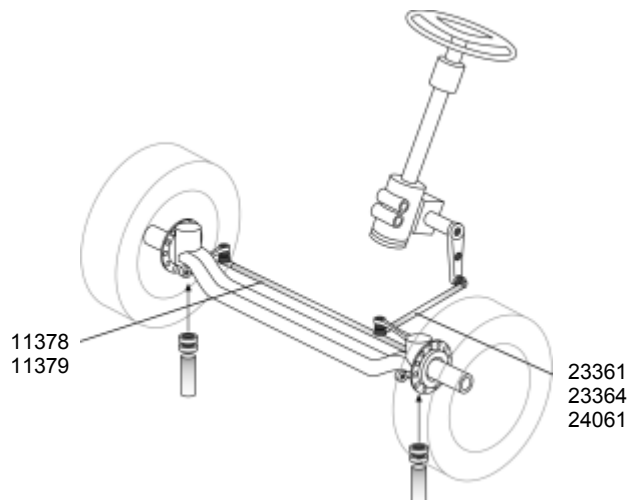
			LMI	Remarks
ZETA	1987 - 1991	65-12		








Lenkung	Lenkstange	ONLY PIC. NO.: 11051204 / 11051211 / 11051231 / 11051304 / 11051311 / 11051331 / 11051411 / 11051431 / 11053111	LENGTH [mm]: 708	<b>18978</b> (Ref. 857 0528)		
steering	steering drag link					
direction	barre de direction					
dirección	biela de la dirección					
Lenkung	Lenkstange	HYDRAULIC STEERING	LENGTH [mm]: 755	<b>23364</b> (Ref. 858 2350)		Ball Joint RHT 11721
steering	steering drag link					
direction	barre de direction					
dirección	biela de la dirección					
Lenkung	Lenkstange	ONLY PIC. NO.: 11054211 / 11054231 / 11054304 / 11054311 / 11054324 / 11054331 / 11056211 / 11056231 / 11056311 / 11056331	LENGTH [mm]: 830	<b>24061</b> (Ref. 859 1222)		Ball Joint RHT 11380
steering	steering drag link					
direction	barre de direction					
dirección	biela de la dirección					
Lenkung	Spurstange	PS	LENGTH [mm]: 1344	<b>23243</b> (Ref. 858 2330)		Ball Joint RHT 11721 Ball Joint LHT 19821
steering	tie rod					
direction	barre d'accouplemen					
dirección	barra de acoplamiento					
Lenkung	Spurstange	PS	LENGTH [mm]: 1348	<b>23245</b> (Ref. 858 2320)		Ball Joint RHT 11378 Ball Joint LHT 11379
steering	tie rod					
direction	barre d'accouplemen					
dirección	barra de acoplamiento					

ZETA	1983 - 1987	79-10		
------	-------------	-------	--	--

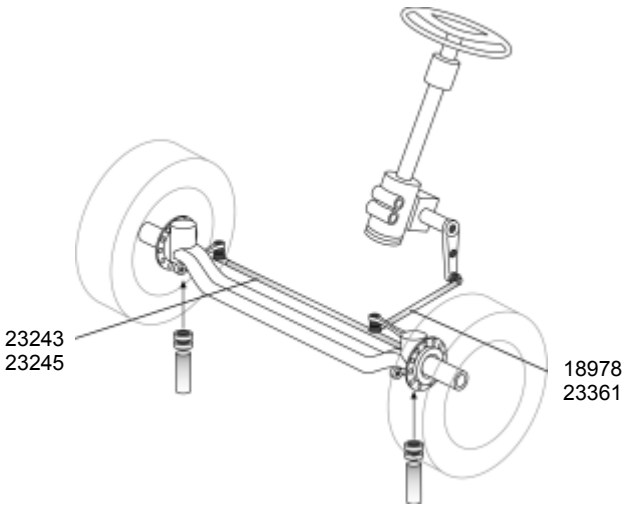
			LMI	Remarks
ZETA	1983 - 1987	79-10		








Lenkung	Lenkstange	ROFM: FOR TILTING CAB	LENGTH [mm]: 766	<b>23361</b> (Ref. 859 1219)		Ball Joint RHT	11380
steering	steering drag link						
direction	barre de direction						
dirección	biela de la dirección						
Lenkung	Lenkstange	HYDRAULIC STEERING ;ROFM: VAR. 120 + 344	LENGTH [mm]: 755	<b>23364</b> (Ref. 858 2350)		Ball Joint RHT	11721
steering	steering drag link						
direction	barre de direction						
dirección	biela de la dirección						
Lenkung	Lenkstange		LENGTH [mm]: 830	<b>24061</b> (Ref. 859 1222)		Ball Joint RHT	11380
steering	steering drag link						
direction	barre de direction						
dirección	biela de la dirección						
Lenkung	Kugelgelenk	FOR TIE ROD; OE-NO: 856 4756	LENGTH [mm]: 105 R	<b>11378</b> (Ref. 0 607 451)			
steering	ball joint						
direction	joint à rotule						
dirección	rótula						
Lenkung	Kugelgelenk	FOR TIE ROD; OE-NO: 856 4756	LENGTH [mm]: 105 L	<b>11379</b> (Ref. 0 607 452)			
steering	ball joint						
direction	joint à rotule						
dirección	rótula						

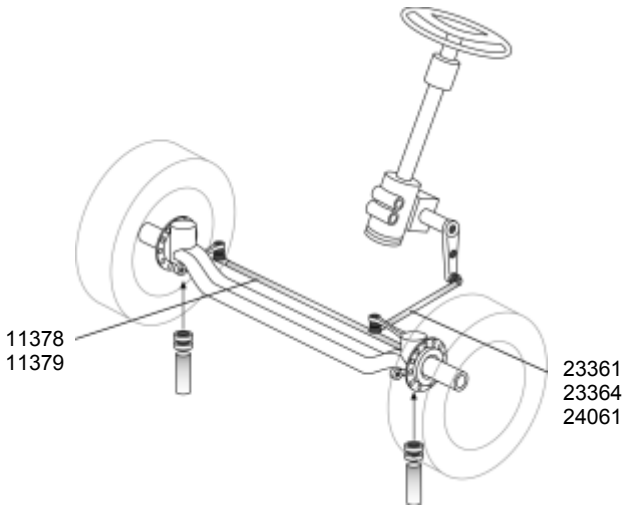
ZETA	1987 - 1991	79-12		
------	-------------	-------	--	--









		LMI	Remarks
ZETA	1987 - 1991 79-12		
			

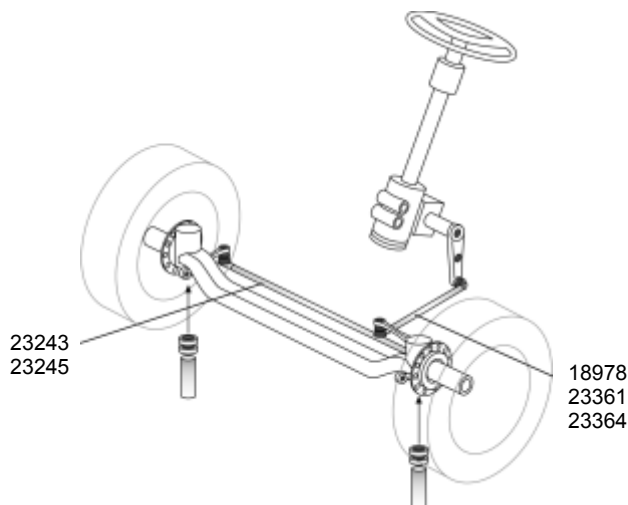






Lenkung	Lenkstange	ONLY PIC. NO.: 11111111 / 11111211 / 11111311 /	LENGTH [mm]: 708	<b>18978</b>		
steering	steering drag link	11131111 / 11131211 / 11131311		(Ref. 857 0528)		
direction	barre de direction					
dirección	biela de la dirección					
Lenkung	Lenkstange	PS	LENGTH [mm]: 766	<b>23361</b>		Ball Joint RHT 11380
steering	steering drag link			(Ref. 859 1219)		
direction	barre de direction					
dirección	biela de la dirección					
Lenkung	Spurstange	PS	LENGTH [mm]: 1344	<b>23243</b>		Ball Joint RHT 11721
steering	tie rod			(Ref. 858 2330)		Ball Joint LHT 19821
direction	barre d'accouplemen					
dirección	barra de acoplamiento					
Lenkung	Spurstange	PS	LENGTH [mm]: 1348	<b>23245</b>		Ball Joint RHT 11378
steering	tie rod			(Ref. 858 2320)		Ball Joint LHT 11379
direction	barre d'accouplemen					
dirección	barra de acoplamiento					





ZETA	1979 - 1983 79-13		
			

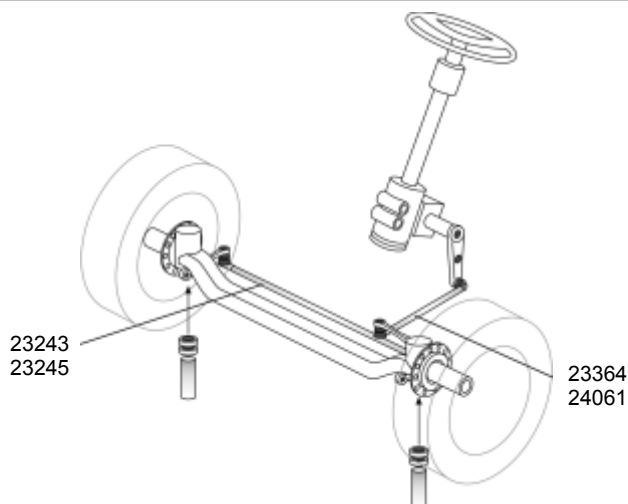






				LMI	Remarks	
						
<b>ZETA</b>	<b>1979 - 1983 79-13</b>					
Lenkung Lenkstange steering steering drag link direction barre de direction dirección biela de la dirección	ROFM: FOR TILTING CAB	LENGTH [mm]: 766	<b>23361</b> (Ref. 859 1219)		Ball Joint RHT	11380
Lenkung Lenkstange steering steering drag link direction barre de direction dirección biela de la dirección	HYDRAULIC STEERING ;ROFM: VAR. 120 + 344	LENGTH [mm]: 755	<b>23364</b> (Ref. 858 2350)		Ball Joint RHT	11721
Lenkung Lenkstange steering steering drag link direction barre de direction dirección biela de la dirección		LENGTH [mm]: 830	<b>24061</b> (Ref. 859 1222)		Ball Joint RHT	11380
Lenkung Kugelgelenk steering ball joint direction joint à rotule dirección rótula	FOR TIE ROD; OE-NO: 856 4756	LENGTH [mm]: 105 R	<b>11378</b> (Ref. 0 607 451)			
Lenkung Kugelgelenk steering ball joint direction joint à rotule dirección rótula	FOR TIE ROD; OE-NO: 856 4756	LENGTH [mm]: 105 L	<b>11379</b> (Ref. 0 607 452)			
<b>ZETA</b>	<b>1983 - 1991 79-14</b>					
						




Lenkung Lenkstange steering steering drag link direction barre de direction dirección biela de la dirección	ONLY PIC. NO.: 31911124 / 31911131 / 31911151 / 31911224 / 31911231 / 31911244 / 31911251 / 31911324 / 31911331 / 31911351	LENGTH [mm]: 708	<b>18978</b> (Ref. 857 0528)			
Lenkung Lenkstange steering steering drag link direction barre de direction dirección biela de la dirección	PS	LENGTH [mm]: 766	<b>23361</b> (Ref. 859 1219)		Ball Joint RHT	11380
Lenkung Lenkstange steering steering drag link direction barre de direction dirección biela de la dirección	HYDRAULIC STEERING	LENGTH [mm]: 755	<b>23364</b> (Ref. 858 2350)		Ball Joint RHT	11721
Lenkung Spurstange steering tie rod direction barre d'accouplement dirección barra de acoplamiento		LENGTH [mm]: 1344	<b>23243</b> (Ref. 858 2330)		Ball Joint RHT Ball Joint LHT	11721 19821

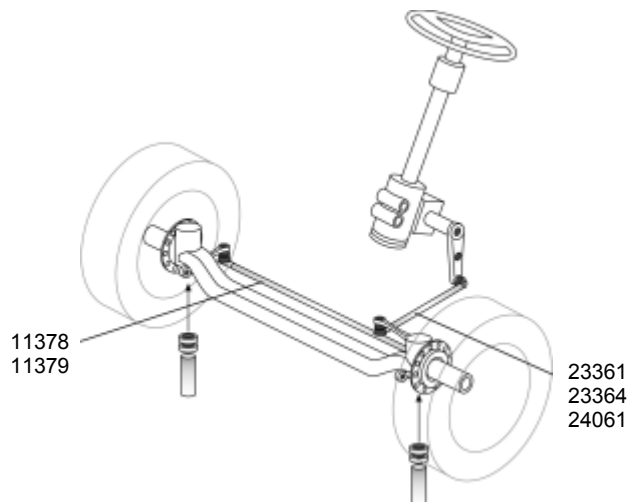
				LMI	Remarks
					
<b>ZETA</b>	<b>1983 - 1991</b>	<b>79-14</b>			
Lenkung Spurstange	PS		LENGTH [mm]: 1348	<b>23245</b> (Ref. 858 2320)	 Ball Joint RHT 11378 Ball Joint LHT 11379
steering tie rod					
direction barre d'accouplemen					
dirección barra de acoplamiento					
<b>ZETA</b>	<b>1988 - 1992</b>	<b>A 60-9</b>			
					








Lenkung Lenkstange	HYDRAULIC STEERING		LENGTH [mm]: 755	<b>23364</b> (Ref. 858 2350)	 Ball Joint RHT 11721
steering steering drag link					
direction barre de direction					
dirección biela de la dirección					
Lenkung Lenkstange	ONLY PIC. NO.: 92630011 / 92640011		LENGTH [mm]: 830	<b>24061</b> (Ref. 859 1222)	 Ball Joint RHT 11380
steering steering drag link					
direction barre de direction					
dirección biela de la dirección					
Lenkung Spurstange	PS		LENGTH [mm]: 1344	<b>23243</b> (Ref. 858 2330)	 Ball Joint RHT 11721 Ball Joint LHT 19821
steering tie rod					
direction barre d'accouplemen					
dirección barra de acoplamiento					
Lenkung Spurstange	PS		LENGTH [mm]: 1348	<b>23245</b> (Ref. 858 2320)	 Ball Joint RHT 11378 Ball Joint LHT 11379
steering tie rod					
direction barre d'accouplemen					
dirección barra de acoplamiento					
<b>ZETA</b>	<b>1979 - 1988</b>	<b>A 60-10</b>			



			LMI	Remarks
				
<b>ZETA</b>	<b>1979 - 1988</b>	<b>A 60-10</b>		
				



Lenkung	Lenkstange	ROFM: FOR TILTING CAB	LENGTH [mm]: 766	<b>23361</b> (Ref. 859 1219)		Ball Joint RHT	11380
steering	steering drag link						
direction	barre de direction						
dirección	biela de la dirección						
Lenkung	Lenkstange	HYDRAULIC STEERING ;ROFM: VAR. 120 + 344	LENGTH [mm]: 755	<b>23364</b> (Ref. 858 2350)		Ball Joint RHT	11721
steering	steering drag link						
direction	barre de direction						
dirección	biela de la dirección						
Lenkung	Lenkstange		LENGTH [mm]: 830	<b>24061</b> (Ref. 859 1222)		Ball Joint RHT	11380
steering	steering drag link						
direction	barre de direction						
dirección	biela de la dirección						
Lenkung	Kugelgelenk	FOR TIE ROD; OE-NO: 856 4756	LENGTH [mm]: 105 R	<b>11378</b> (Ref. 0 607 451)			
steering	ball joint						
direction	joint à rotule						
dirección	rótula						
Lenkung	Kugelgelenk	FOR TIE ROD; OE-NO: 856 4756	LENGTH [mm]: 105 L	<b>11379</b> (Ref. 0 607 452)			
steering	ball joint						
direction	joint à rotule						
dirección	rótula						

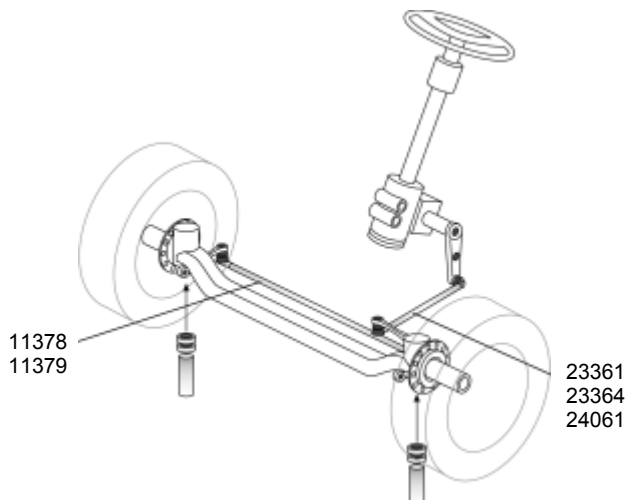
<b>ZETA</b>	<b>1983 - 1985</b>	<b>A 70-12</b>		
-------------	--------------------	----------------	--	--








LMI

Remarks

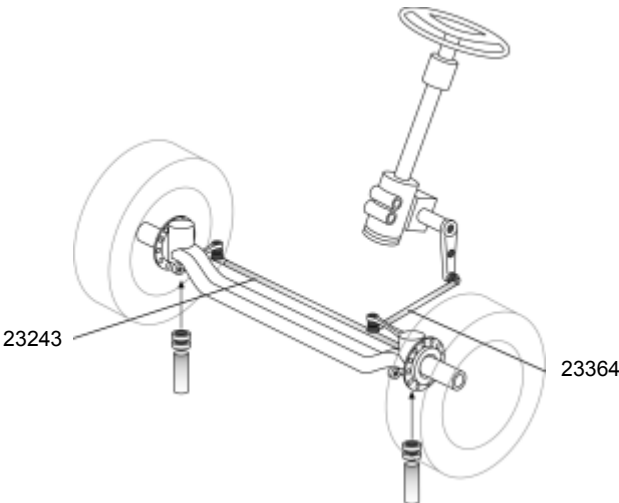
**ZETA** 1983 - 1985 A 70-12






Lenkung	Lenkstange		LENGTH [mm]: 766	<b>23361</b> (Ref. 859 1219)		Ball Joint RHT	11380
steering	steering drag link						
direction	barre de direction						
dirección	biela de la dirección						
Lenkung	Lenkstange	HYDRAULIC STEERING ;ROFM: VAR. 120 + 344	LENGTH [mm]: 755	<b>23364</b> (Ref. 858 2350)		Ball Joint RHT	11721
steering	steering drag link						
direction	barre de direction						
dirección	biela de la dirección						
Lenkung	Lenkstange		LENGTH [mm]: 830	<b>24061</b> (Ref. 859 1222)		Ball Joint RHT	11380
steering	steering drag link						
direction	barre de direction						
dirección	biela de la dirección						
Lenkung	Kugelgelenk	FOR TIE ROD; OE-NO: 856 4756	LENGTH [mm]: 105 R	<b>11378</b> (Ref. 0 607 451)			
steering	ball joint						
direction	joint à rotule						
dirección	rótula						
Lenkung	Kugelgelenk	FOR TIE ROD; OE-NO: 856 4756	LENGTH [mm]: 105 L	<b>11379</b> (Ref. 0 607 452)			
steering	ball joint						
direction	joint à rotule						
dirección	rótula						

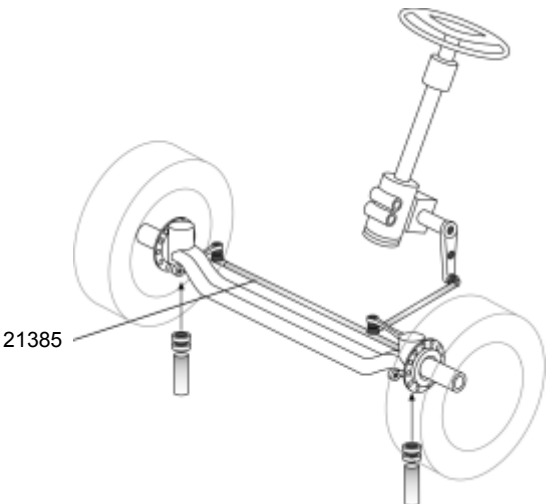
**ZETA** 1988 - 1992 A 70-14


		LMI	Remarks
ZETA	1988 - 1992 A 70-14		
			



Lenkung Lenkstange	HYDRAULIC STEERING	LENGTH [mm]: 755	<b>23364</b> (Ref. 858 2350)		Ball Joint RHT	11721
steering steering drag link						
direction barre de direction						
dirección biela de la dirección						
Lenkung Spurstange		LENGTH [mm]: 1344	<b>23243</b> (Ref. 858 2330)		Ball Joint RHT	11721
steering tie rod					Ball Joint LHT	19821
direction barre d'accouplemen						
dirección barra de acoplamiento						

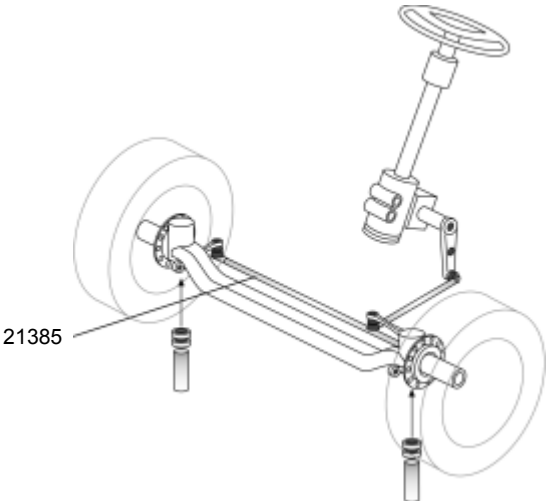
BUS	-	200 E 8.13 EUROPOLIS				
						





Lenkung Spurstange		LENGTH [mm]: 1490	<b>21385</b> (Ref. 9840 2553)		Ball Joint RHT	11727
steering tie rod					Ball Joint LHT	11728
direction barre d'accouplemen						
dirección barra de acoplamiento						

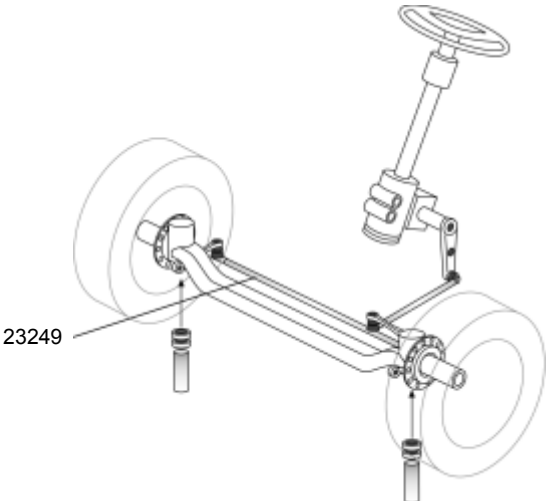
BUS	-	200 E 8.17				
-----	---	------------	--	--	--	--


		LMI	Remarks
BUS	-	200 E 8.17	
			






Lenkung	Spurstange	LENGTH [mm]: 1490	<b>21385</b>		Ball Joint RHT	11727
steering	tie rod		(Ref. 9840 2553)		Ball Joint LHT	11728
direction	barre d'accouplemen					
dirección	barra de acoplamiento					

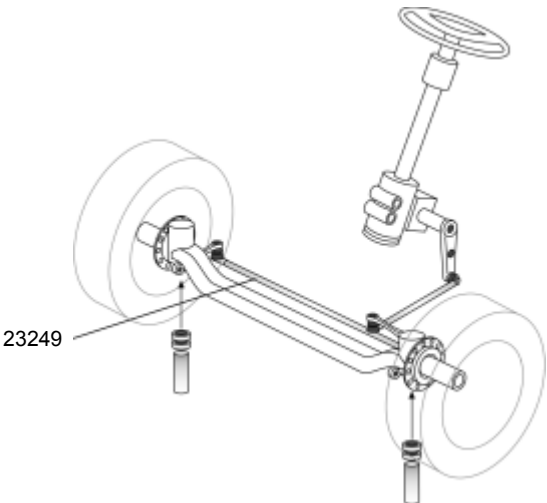
BUS	-	200 E 9.15 EUROPOLIS				
						




Lenkung	Spurstange	LENGTH [mm]: 1590	<b>23249</b>		Ball Joint RHT	19620
steering	tie rod		(Ref. 9847 0968)		Ball Joint LHT	18481
direction	barre d'accouplemen					
dirección	barra de acoplamiento					

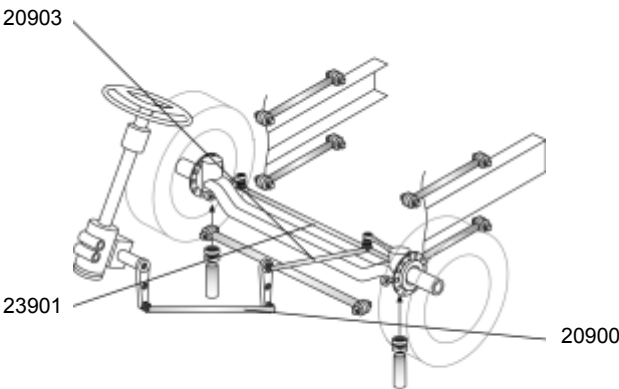
BUS	-	200 E 10.20 EUROPOLIS				
-----	---	-----------------------	--	--	--	--




		LMI	Remarks
BUS	-	200 E 10.20 EUROPOLIS	
			



Lenkung	Spurstange	LENGTH [mm]: 1590	<b>23249</b>		Ball Joint RHT	19620
steering	tie rod		(Ref. 9847 0968)		Ball Joint LHT	18481
direction	barre d'accouplemen					
dirección	barra de acoplamiento					

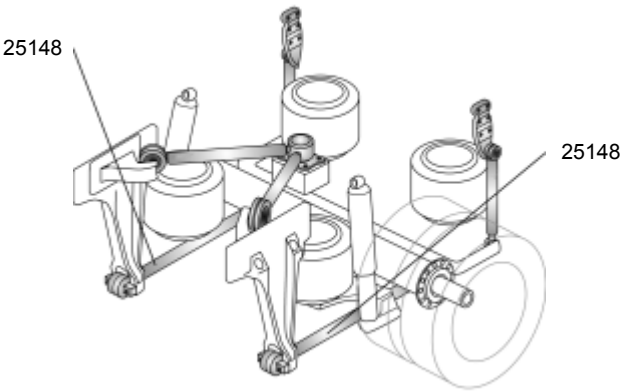
BUS	-	315 S / 316 S				
						





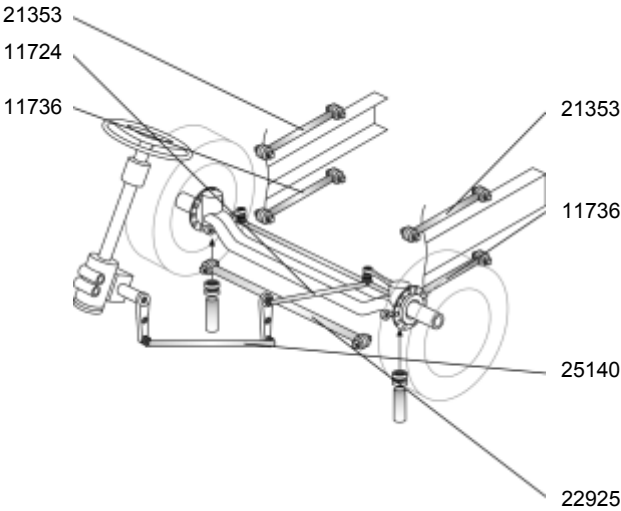
Lenkung	Lenkstange	FROM PITMAN ARM TO SHIFT LEVER	LENGTH [mm]: 660	<b>20900</b>		
steering	steering drag link			(Ref. 4205 8205)		
direction	barre de direction					
dirección	biela de la dirección					
Lenkung	Lenkstange	FROM PITMAN ARM TO FRONT AXLE	LENGTH [mm]: 580	<b>20903</b>		
steering	steering drag link			(Ref. 4205 8207)		
direction	barre de direction					
dirección	biela de la dirección					
Lenkung	Spurstange		LENGTH [mm]: 1630	<b>23901</b>		Ball Joint RHT
steering	tie rod			(Ref. 4210 2058)		11378
direction	barre d'accouplemen					Ball Joint LHT
dirección	barra de acoplamiento					11379




BUS	-	3480.18.29				
-----	---	------------	--	--	--	--






			LMI	Remarks
BUS	-	3480.18.29		
				

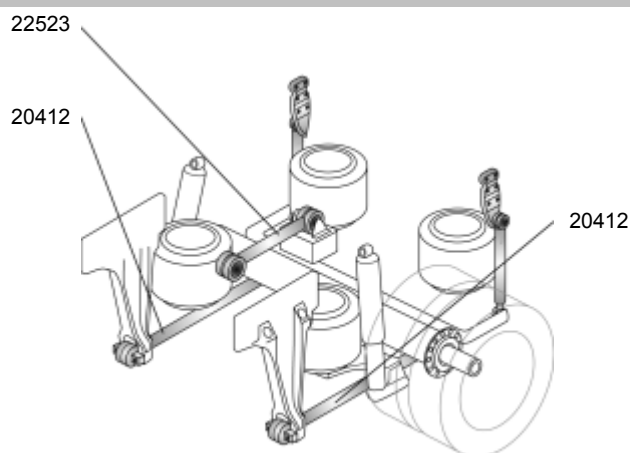




Fahrwerk Achsstrebe	REAR AXLE	LENGTH [mm]: 720	<b>25148</b> (Ref. 480 8424)	
Chassis torque rod				
Châssis bielle de retenue				
Chasis tirante longitudinal				
BUS	-	370 S 24		
				



Lenkung Lenkstange	CHASSIS BUS; FROM PITMAN ARM TO FRONT AXLE	LENGTH [mm]: 845	<b>11724</b> (Ref. 471 1108)		Ball Joint RHT	11722
steering steering drag link						
direction barre de direction						
dirección biela de la dirección						
Lenkung Lenkstange	NL / GT	LENGTH [mm]: 1441	<b>11725</b> (Ref. 474 1957)		Ball Joint RHT	11722
steering steering drag link						
direction barre de direction						
dirección biela de la dirección						
Lenkung Lenkstange	CHASSIS BUS; FROM PITMAN ARM TO SHIFT LEVER	LENGTH [mm]: 970	<b>25140</b> (Ref. 470 4183)			
steering steering drag link						
direction barre de direction						
dirección biela de la dirección						

		LMI	Remarks
<b>BUS - 370 S 24</b>			
Fahrwerk Achsstrebe	FRONT AXLE; LOWER	LENGTH [mm]: 727	<b>11736</b>
Chassis torque rod			(Ref. 473 8069)
Châssis bielle de retenue			
Chassis tirante longitudinal			
Fahrwerk Achsstrebe	FRONT AXLE; UPPER	LENGTH [mm]: 595	<b>21353</b>
Chassis torque rod			(Ref. 475 9025)
Châssis bielle de retenue			
Chassis tirante longitudinal			
Fahrwerk Achsstrebe	FRONT AXLE; CROSS	LENGTH [mm]: 960	<b>22925</b>
Chassis torque rod			(Ref. 475 9023)
Châssis bielle de retenue			
Chassis tirante longitudinal			



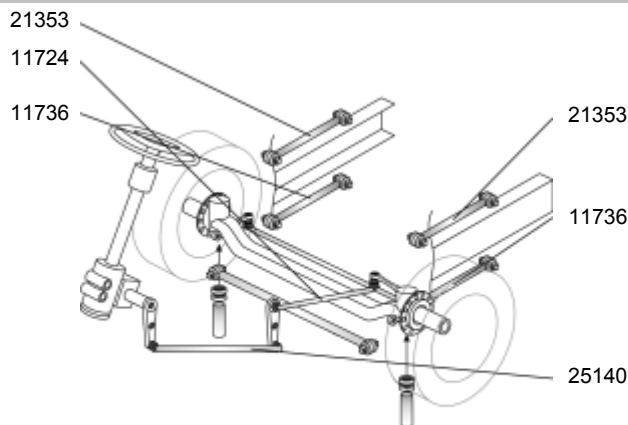
Fahrwerk Achsstrebe	REAR AXLE; LOWER	LENGTH [mm]: 760	<b>20412</b>
Chassis torque rod			(Ref. 475 9027)
Châssis bielle de retenue			
Chassis tirante longitudinal			
Fahrwerk Achsstrebe	REAR AXLE; UPPER	LENGTH [mm]: 581	<b>22523</b>
Chassis torque rod			(Ref. 480 4716)
Châssis bielle de retenue			
Chassis tirante longitudinal			
<b>BUS - 370 S 25, S30, S35</b>			



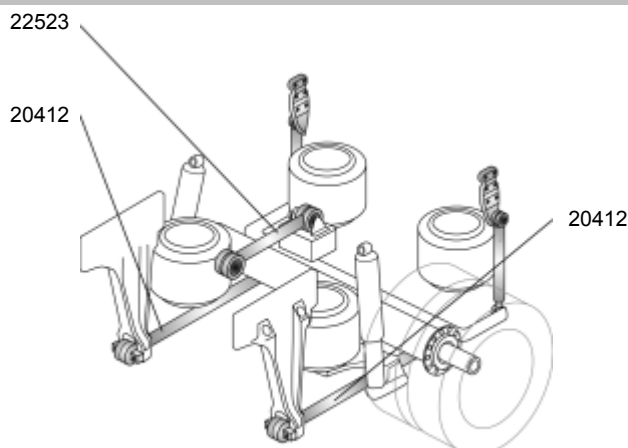
LMI

Remarks






**BUS** - **370 S 25, S30, S35**

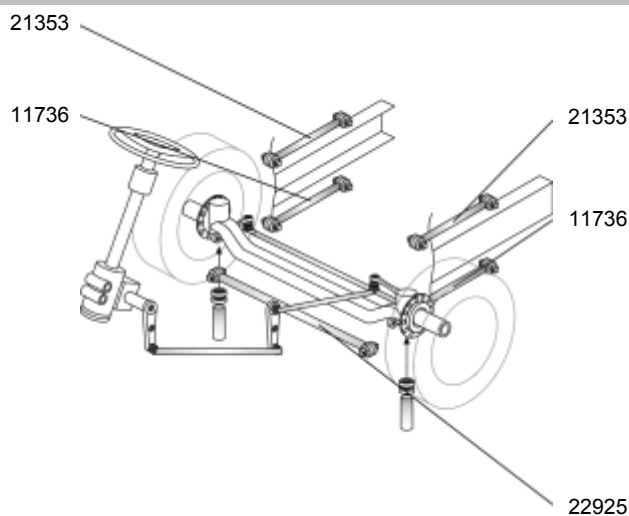





Lenkung	Lenkstange	CHASSIS BUS; FROM PITMAN ARM TO FRONT AXLE	LENGTH [mm]: 845	<b>11724</b> (Ref. 471 1108)		Ball Joint RHT	11722
steering	steering drag link						
direction	barre de direction						
dirección	biela de la dirección						
Lenkung	Lenkstange	CHASSIS BUS; FROM PITMAN ARM TO SHIFT LEVER	LENGTH [mm]: 970	<b>25140</b> (Ref. 470 4183)			
steering	steering drag link						
direction	barre de direction						
dirección	biela de la dirección						
Fahrwerk	Achsstrebe	FRONT AXLE; LOWER	LENGTH [mm]: 727	<b>11736</b> (Ref. 473 8069)			
Chassis	torque rod						
Châssis	bielle de retenue						
Chasis	tirante longitudinal						
Fahrwerk	Achsstrebe	FRONT AXLE; UPPER	LENGTH [mm]: 595	<b>21353</b> (Ref. 475 9025)			
Chassis	torque rod						
Châssis	bielle de retenue						
Chasis	tirante longitudinal						
Fahrwerk	Achsstrebe	FRONT AXLE; CROSS	LENGTH [mm]: 960	<b>22925</b> (Ref. 475 9023)			
Chassis	torque rod						
Châssis	bielle de retenue						
Chasis	tirante longitudinal						



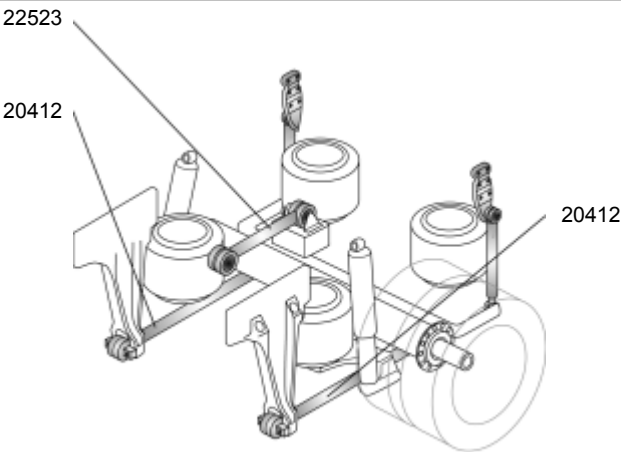




			LMI	Remarks
				
<b>BUS</b>	-	<b>370 S 25, S30, S35</b>		
Fahrwerk Achsstrebe	REAR AXLE; LOWER	LENGTH [mm]: 760	<b>20412</b>	
Chassis torque rod			(Ref. 475 9027)	
Châssis bielle de retenue				
Chassis tirante longitudinal				
Fahrwerk Achsstrebe	REAR AXLE; UPPER	LENGTH [mm]: 581	<b>22523</b>	
Chassis torque rod			(Ref. 480 4716)	
Châssis bielle de retenue				
Chassis tirante longitudinal				
<b>BUS</b>	-	<b>370 SE 2.27</b>		
				




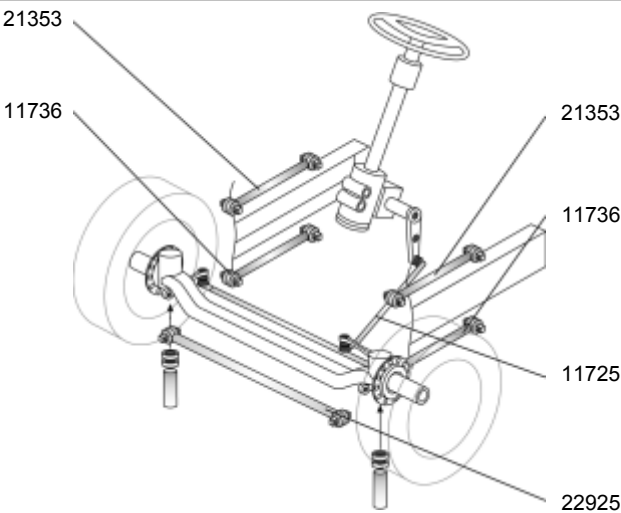
Fahrwerk Achsstrebe	FRONT AXLE; LOWER	LENGTH [mm]: 727	<b>11736</b>	
Chassis torque rod			(Ref. 473 8069)	
Châssis bielle de retenue				
Chassis tirante longitudinal				
Fahrwerk Achsstrebe	FRONT AXLE; UPPER	LENGTH [mm]: 595	<b>21353</b>	
Chassis torque rod			(Ref. 475 9025)	
Châssis bielle de retenue				
Chassis tirante longitudinal				
Fahrwerk Achsstrebe	FRONT AXLE; CROSS	LENGTH [mm]: 960	<b>22925</b>	
Chassis torque rod			(Ref. 475 9023)	
Châssis bielle de retenue				
Chassis tirante longitudinal				



		LMI	Remarks
BUS	-	370 SE 2.27	
			






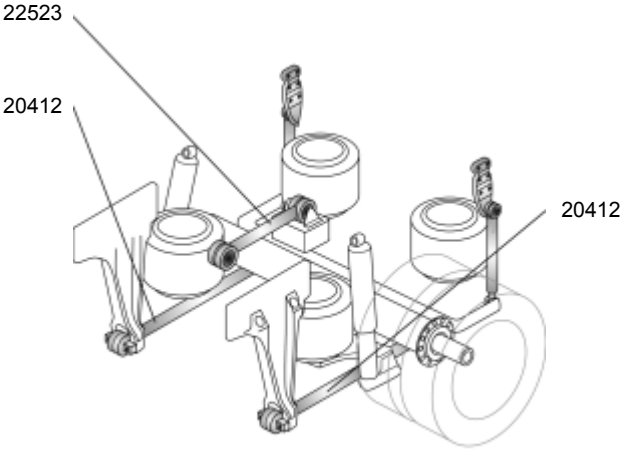
Fahrwerk Achsstrebe	REAR AXLE; LOWER	LENGTH [mm]: 760	<b>20412</b>	
Chassis torque rod			(Ref. 475 9027)	
Châssis bielle de retenue				
Chasis tirante longitudinal				
Fahrwerk Achsstrebe	REAR AXLE; UPPER	LENGTH [mm]: 581	<b>22523</b>	
Chassis torque rod			(Ref. 480 4716)	
Châssis bielle de retenue				
Chasis tirante longitudinal				


BUS	-	370 SE 27	
			

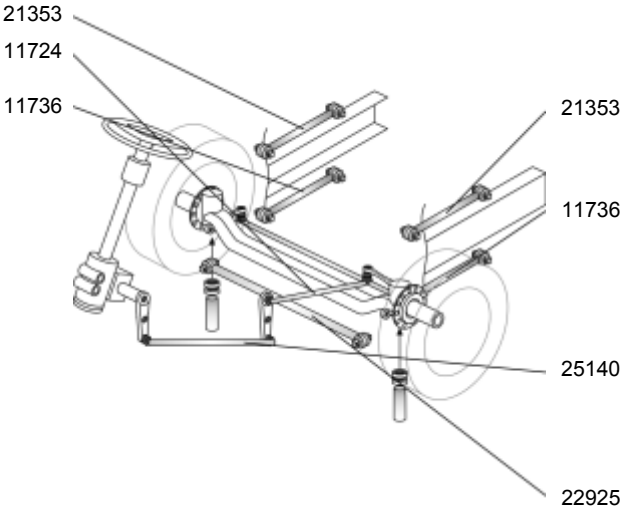









Lenkung Lenkstange		LENGTH [mm]: 1441	<b>11725</b>		
steering steering drag link			(Ref. 474 1957)		Ball Joint RHT 11722
direction barre de direction					
dirección biela de la dirección					
Fahrwerk Achsstrebe	FRONT AXLE; LOWER	LENGTH [mm]: 727	<b>11736</b>		
Chassis torque rod			(Ref. 473 8069)		
Châssis bielle de retenue					
Chasis tirante longitudinal					

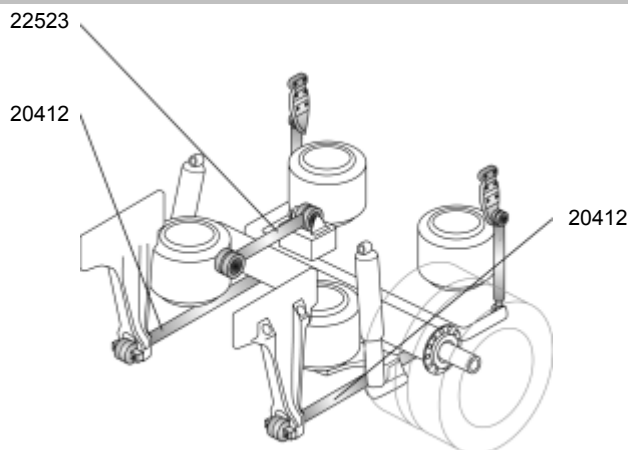
		LMI	Remarks
<b>BUS - 370 SE 27</b>			
Fahrwerk Achsstrebe	FRONT AXLE; UPPER	LENGTH [mm]: 595	<b>21353</b>
Chassis torque rod			(Ref. 475 9025)
Châssis bielle de retenue			
Chasis tirante longitudinal			
Fahrwerk Achsstrebe	FRONT AXLE; CROSS	LENGTH [mm]: 960	<b>22925</b>
Chassis torque rod			(Ref. 475 9023)
Châssis bielle de retenue			
Chasis tirante longitudinal			
			





Fahrwerk Achsstrebe	REAR AXLE; LOWER	LENGTH [mm]: 760	<b>20412</b>
Chassis torque rod			(Ref. 475 9027)
Châssis bielle de retenue			
Chasis tirante longitudinal			
Fahrwerk Achsstrebe	REAR AXLE; UPPER	LENGTH [mm]: 581	<b>22523</b>
Chassis torque rod			(Ref. 480 4716)
Châssis bielle de retenue			
Chasis tirante longitudinal			
<b>BUS - 370 SE 29, SE 35</b>			
			






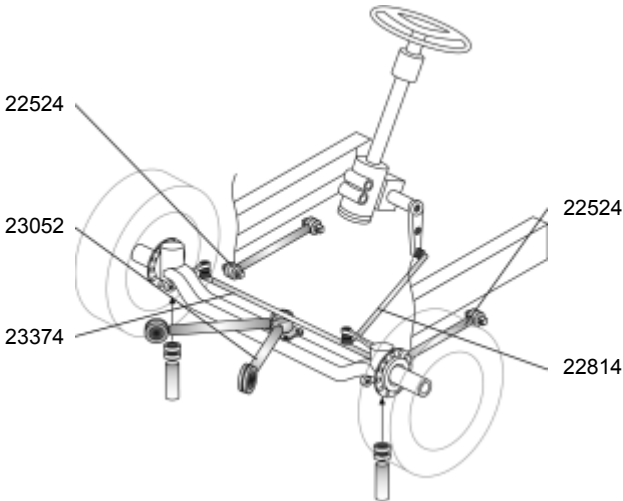
				LMI	Remarks
					
<b>BUS</b>	-	<b>370 SE 29, SE 35</b>			
Lenkung steering direction dirección	Lenkstange steering drag link barre de direction biela de la dirección	CHASSIS BUS; FROM PITMAN ARM TO FRONT AXLE	LENGTH [mm]: 845	<b>11724</b> (Ref. 471 1108)	 Ball Joint RHT 11722
Lenkung steering direction dirección	Lenkstange steering drag link barre de direction biela de la dirección	CHASSIS BUS; FROM PITMAN ARM TO SHIFT LEVER	LENGTH [mm]: 970	<b>25140</b> (Ref. 470 4183)	
Fahrwerk Chassis Châssis Chasis	Achsstrebe torque rod bielle de retenue tirante longitudinal	FRONT AXLE; LOWER	LENGTH [mm]: 727	<b>11736</b> (Ref. 473 8069)	
Fahrwerk Chassis Châssis Chasis	Achsstrebe torque rod bielle de retenue tirante longitudinal	FRONT AXLE; UPPER	LENGTH [mm]: 595	<b>21353</b> (Ref. 475 9025)	
Fahrwerk Chassis Châssis Chasis	Achsstrebe torque rod bielle de retenue tirante longitudinal	FRONT AXLE; CROSS	LENGTH [mm]: 960	<b>22925</b> (Ref. 475 9023)	







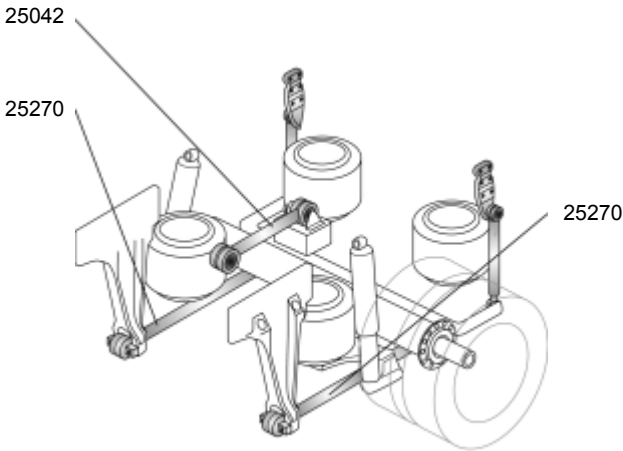
Fahrwerk Chassis Châssis Chasis	Achsstrebe torque rod bielle de retenue tirante longitudinal	REAR AXLE; LOWER	LENGTH [mm]: 760	<b>20412</b> (Ref. 475 9027)	
Fahrwerk Chassis Châssis Chasis	Achsstrebe torque rod bielle de retenue tirante longitudinal	REAR AXLE; UPPER	LENGTH [mm]: 581	<b>22523</b> (Ref. 480 4716)	


<b>BUS</b>	-	<b>393.29, 393.35 MY WAY</b>			
------------	---	------------------------------	--	--	--





		LMI	Remarks
BUS	-	393.29, 393.35 MY WAY	
			

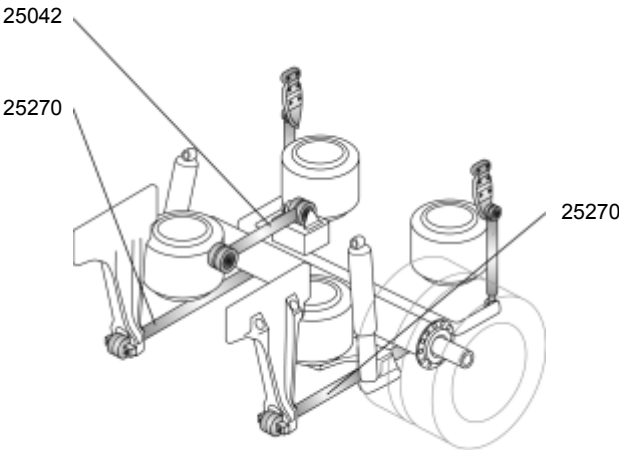





Lenkung Lenkstange		LENGTH [mm]: 888	<b>22814</b>		Ball Joint RHT	11722
steering steering drag link			(Ref. 500 311 471)			
direction barre de direction						
dirección biela de la dirección						
Lenkung Spurstange		LENGTH [mm]: 1627	<b>23374</b>		Ball Joint RHT	19620
steering tie rod			(Ref. 9848 9741)			
direction barre d'accouplemen						
dirección barra de acoplamiento						
Fahrwerk Achsstrebe	FRONT AXLE	LENGTH [mm]: 595	<b>22524</b>		rep. kit ball socket	11755
Chassis torque rod			(Ref. 9943 1741)			
Châssis bielle de retenue						
Chasis tirante longitudinal						
Fahrwerk Dreiecklenker	FRONT AXLE	LENGTH [mm]: 686	<b>23052</b>		rep. kit ball socket	11755
Chassis triangular torque rod			(Ref. 9848 7790)		rep. kit joint	23835
Châssis bras triangulaire						
Chasis tirante en V						

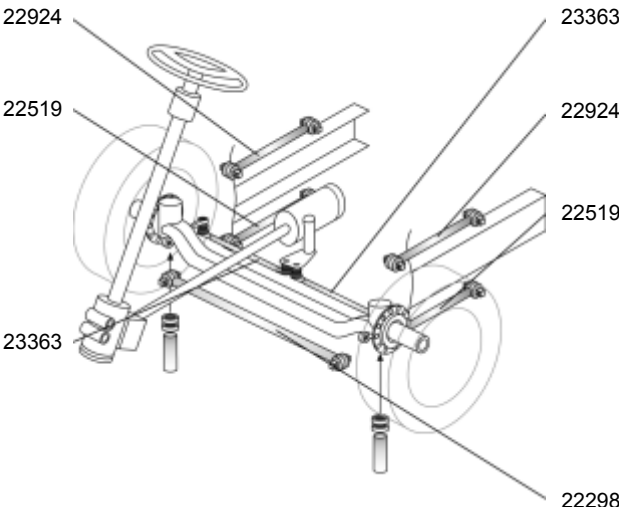



Fahrwerk Achsstrebe	REAR AXLE; UPPER	LENGTH [mm]: 640	<b>25042</b>			
Chassis torque rod			(Ref. 9948 7779)			
Châssis bielle de retenue						
Chasis tirante longitudinal						







		LMI	Remarks
<b>BUS</b> - <b>393.29, 393.35 MY WAY</b>			
Fahrwerk Achsstrebe	REAR AXLE; LOWER	LENGTH [mm]: 800	<b>25270</b>
Chassis torque rod			(Ref. 9943 3915)
Châssis bielle de retenue			
Chasis tirante longitudinal			
			
<b>BUS</b> - <b>399.35 MY WAY</b>			
			

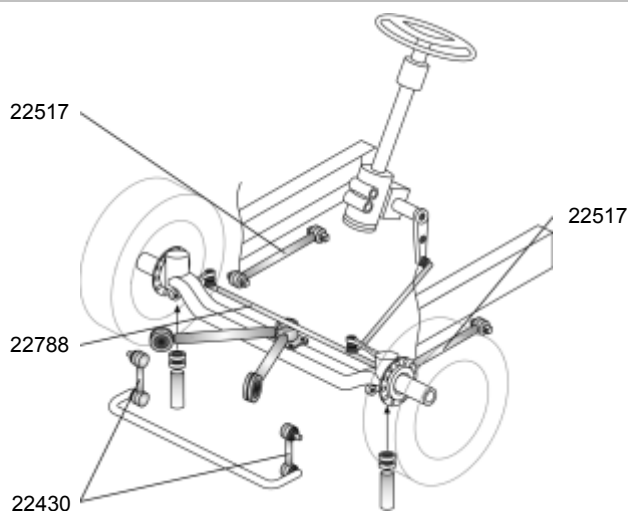





Fahrwerk Achsstrebe	REAR AXLE; UPPER	LENGTH [mm]: 640	<b>25042</b>	
Chassis torque rod			(Ref. 9948 7779)	
Châssis bielle de retenue				
Chasis tirante longitudinal				
Fahrwerk Achsstrebe	REAR AXLE; LOWER	LENGTH [mm]: 800	<b>25270</b>	
Chassis torque rod			(Ref. 9943 3915)	
Châssis bielle de retenue				
Chasis tirante longitudinal				
<b>BUS</b> - <b>490, 490.12.22, 490.18.29</b>				
				



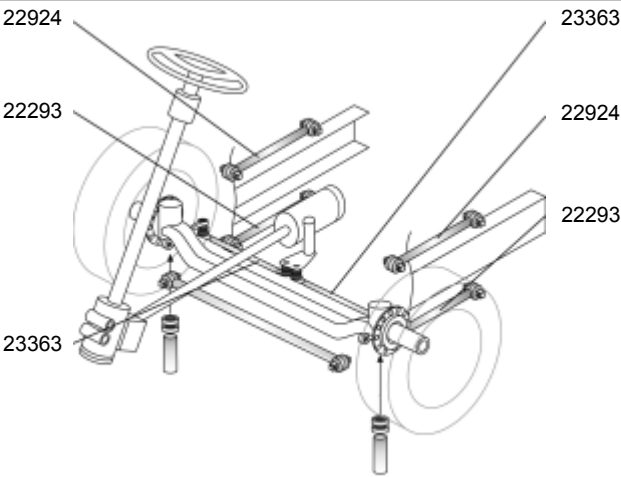
Lenkung Spurstange	LEFT + RIGHT	LENGTH [mm]: 747	<b>23363</b>	
steering tie rod			(Ref. 9710 4621)	
direction barre d'accouplemen				
dirección barra de acoplamiento				
				Ball Joint RHT 11380 Ball Joint LHT 11381




			LMI	Remarks
BUS - 490, 490.12.22, 490.18.29				
Fahrwerk Achsstrebe	FRONT AXLE; CROSS	LENGTH [mm]: 700	22298	 rep. kit ball socket 23206
Chassis torque rod			(Ref. 500 300 847)	
Châssis bielle de retenue				
Chasis tirante longitudinal				
Fahrwerk Achsstrebe	FRONT AXLE; LOWER	LENGTH [mm]: 640	22519	 rep. kit ball pin 19677
Chassis torque rod			(Ref. 9710 4297)	
Châssis bielle de retenue				
Chasis tirante longitudinal				
Fahrwerk Achsstrebe	FRONT AXLE; UPPER	LENGTH [mm]: 640	22924	
Chassis torque rod			(Ref. 9710 4296)	
Châssis bielle de retenue				
Chasis tirante longitudinal				
BUS - 490.18.29 E 2				
				




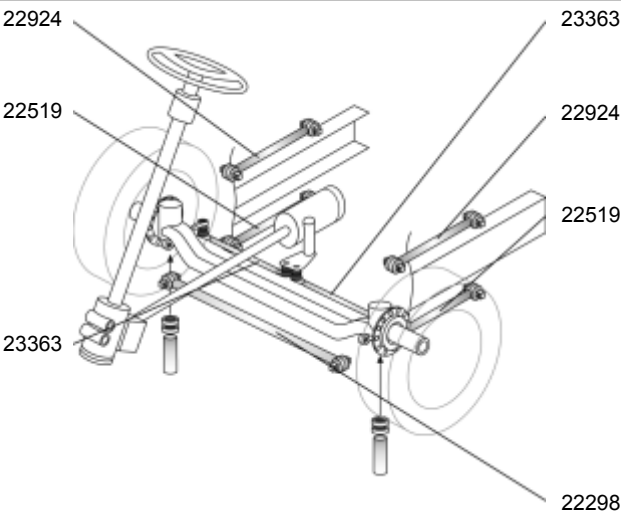
Lenkung	Spurstange		LENGTH [mm]: 1717	<b>22788</b>		Ball Joint RHT	19620
steering	tie rod			(Ref. 9943 2053)			
direction	barre d'accouplemen						
dirección	barra de acoplamiento						
Fahrwerk	Achsstrebe	FRONT AXLE	LENGTH [mm]: 510	<b>22517</b>			
Chassis	torque rod			(Ref. 9943 2565)			
Châssis	bielle de retenue						
Chasis	tirante longitudinal						
Fahrwerk	Stabilisatorstange	FRONT AXLE	LENGTH [mm]: 100	<b>22430</b>			
Chassis	stabilizer rod			(Ref. 9848 4091)			
Châssis	barre stabilisatrice						
Chasis	tirante estabilizador						
<b>BUS</b>		-	<b>5522, 5522 CNG</b>				


		LMI	Remarks
BUS	-	5522, 5522 CNG	
			









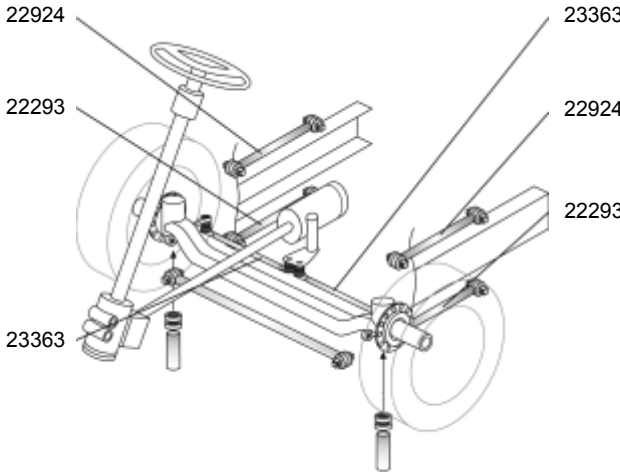



Lenkung Spurstange	LEFT + RIGHT	LENGTH [mm]: 747	<b>23363</b> (Ref. 9710 4621)		Ball Joint RHT 11380
steering tie rod					Ball Joint LHT 11381
direction barre d'accouplemen					
dirección barra de acoplamiento					
Fahrwerk Achsstrebe	FRONT AXLE; LOWER	LENGTH [mm]: 640	<b>22293</b> (Ref. 9749 6291)		rep. kit ball socket 23206
Chassis torque rod					
Châssis bielle de retenue					
Chasis tirante longitudinal					
Fahrwerk Achsstrebe	FRONT AXLE; UPPER	LENGTH [mm]: 640	<b>22924</b> (Ref. 9710 4296)		
Chassis torque rod					
Châssis bielle de retenue					
Chasis tirante longitudinal					


BUS	-	590 E 2, 590 E 22	
			

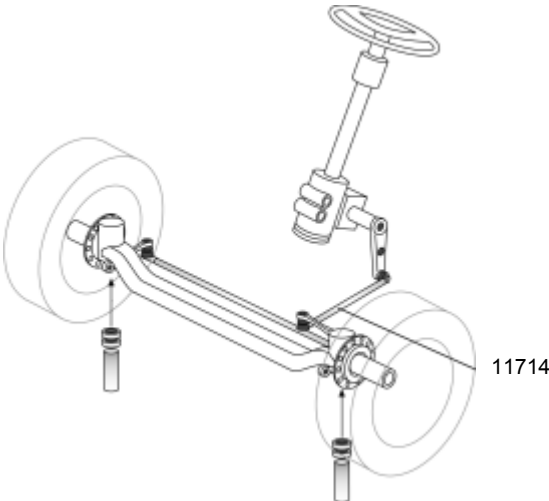



Lenkung Spurstange	LEFT + RIGHT	LENGTH [mm]: 747	<b>23363</b> (Ref. 9710 4621)		Ball Joint RHT 11380
steering tie rod					Ball Joint LHT 11381
direction barre d'accouplemen					
dirección barra de acoplamiento					




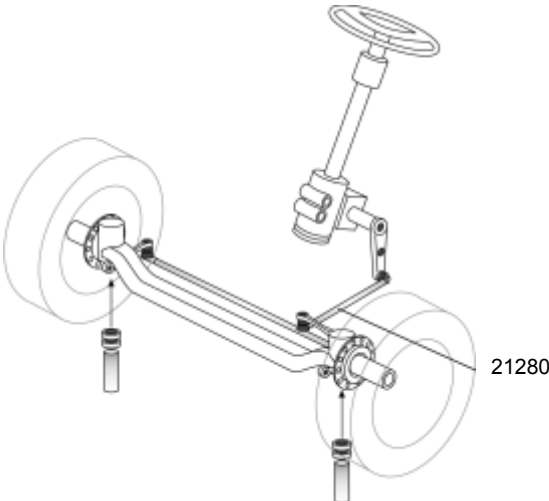
 		LMI		Remarks	
BUS - 590 E 2, 590 E 22					
Fahrwerk Achsstrebe	FRONT AXLE; CROSS	LENGTH [mm]: 700	22298		rep. kit ball socket 23206
Chassis torque rod			(Ref. 500 300 847)		
Châssis bielle de retenue					
Chasis tirante longitudinal					
Fahrwerk Achsstrebe	FRONT AXLE; LOWER	LENGTH [mm]: 640	22519		rep. kit ball pin 19677
Chassis torque rod			(Ref. 9710 4297)		
Châssis bielle de retenue					
Chasis tirante longitudinal					
Fahrwerk Achsstrebe	FRONT AXLE; UPPER	LENGTH [mm]: 640	22924		
Chassis torque rod			(Ref. 9710 4296)		
Châssis bielle de retenue					
Chasis tirante longitudinal					
BUS - 623 E 2, 623 E 2 CNG					
					
					
Lenkung Spurstange	LEFT + RIGHT	LENGTH [mm]: 747	23363		Ball Joint RHT 11380
steering tie rod			(Ref. 9710 4621)		
direction barre d'accouplemen					
dirección barra de acoplamiento					
Fahrwerk Achsstrebe	FRONT AXLE; LOWER	LENGTH [mm]: 640	22293		rep. kit ball socket 23206
Chassis torque rod			(Ref. 9749 6291)		
Châssis bielle de retenue					
Chasis tirante longitudinal					
Fahrwerk Achsstrebe	FRONT AXLE; UPPER	LENGTH [mm]: 640	22924		
Chassis torque rod			(Ref. 9710 4296)		
Châssis bielle de retenue					
Chasis tirante longitudinal					
BUS - A 135-14, A 135-17					


		LMI	Remarks
BUS	-	A 135-14, A 135-17	
			






Lenkung	Lenkstange	LENGTH [mm]: 979	<b>11714</b>		Ball Joint RHT	11721
steering	steering drag link		(Ref. 482 4037)			
direction	barre de direction					
dirección	biela de la dirección					

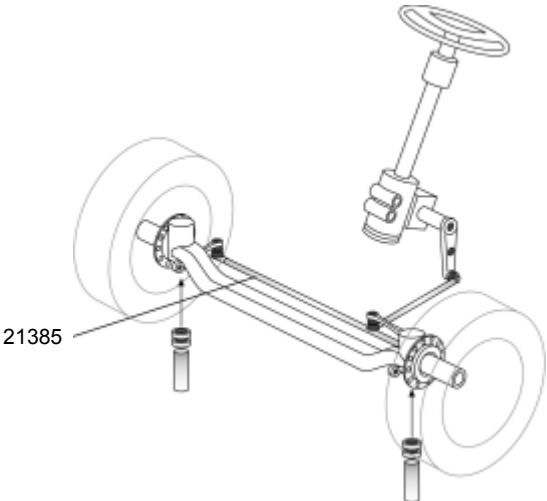
BUS	-	A 175-24				
<hr/>						
						





Lenkung	Lenkstange	LENGTH [mm]: 1001	<b>21280</b>		Ball Joint RHT	11505
steering	steering drag link		(Ref. 483 4041)			
direction	barre de direction					
dirección	biela de la dirección					

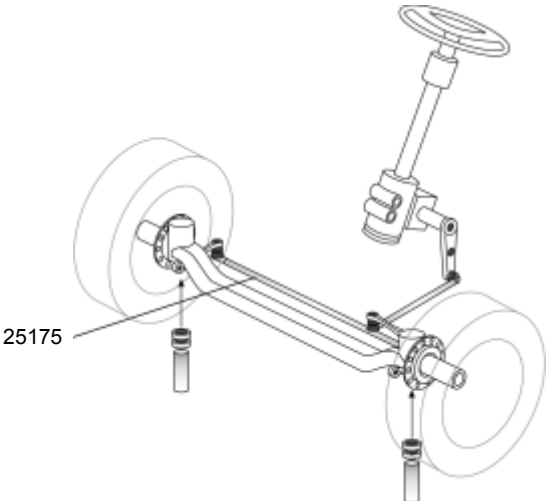
BUS	-	CC 100 E 18 TECTOR, CC 100 E 21 TECTOR				
-----	---	--	--	--	--	--


		LMI	Remarks
BUS	-	CC 100 E 18 TECTOR, CC 100 E 21 TECTOR	
			






Lenkung	Spurstange	LENGTH [mm]: 1490	<b>21385</b>		Ball Joint RHT	11727
steering	tie rod		(Ref. 9840 2553)		Ball Joint LHT	11728
direction	barre d'accouplemen					
dirección	barra de acoplamiento					

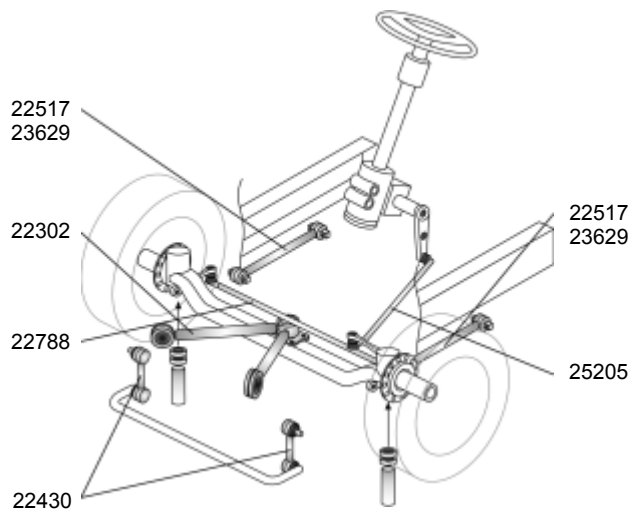
BUS	-	CC 130 E 24 TECTOR, CC 150 E 24 TECTOR	
			






Lenkung	Spurstange	LENGTH [mm]: 1584	<b>25175</b>		Ball Joint RHT	11727
steering	tie rod		(Ref. 485 4871)		Ball Joint LHT	11728
direction	barre d'accouplemen					
dirección	barra de acoplamiento					

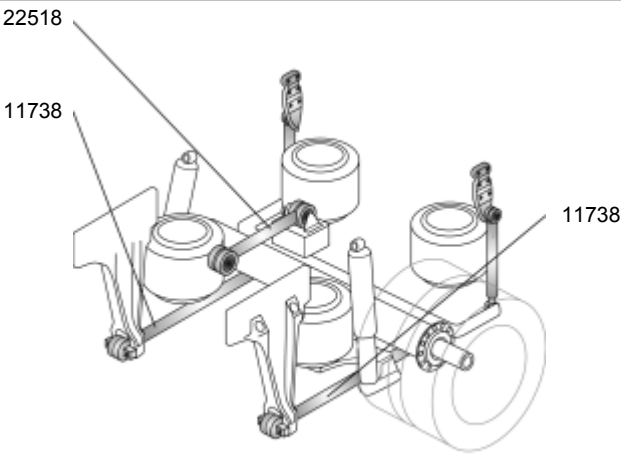
BUS	-	CITYCLASS 25,29,31,35, 491.22, 491.22 CNG, 491.24 CNG, 491.27, 591.22	
-----	---	---	--



		LMI	Remarks
BUS	-	CITYCLASS 25,29,31,35, 491.22, 491.22 CNG, 491.24 CNG, 491.27, 591.22	
			




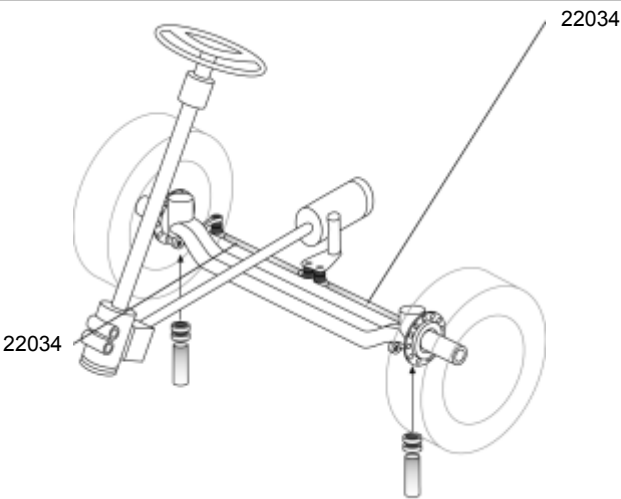
Lenkung Lenkstange		LENGTH [mm]: 882	<b>25205</b> (Ref. 500 308 895)		
steering steering drag link					
direction barre de direction					
dirección biela de la dirección					
Lenkung Spurstange		LENGTH [mm]: 1717	<b>22788</b> (Ref. 9943 2053)		Ball Joint RHT 19620
steering tie rod					
direction barre d'accouplemen					
dirección barra de acoplamiento					
Fahrwerk Achsstrebe	FRONT AXLE	LENGTH [mm]: 510	<b>22517</b> (Ref. 9943 2565)		
Chassis torque rod					
Châssis bielle de retenue					
Chasis tirante longitudinal					
Fahrwerk Achsstrebe	FRONT AXLE	LENGTH [mm]: 425	<b>23629</b> (Ref. 500 314 888)		
Chassis torque rod					
Châssis bielle de retenue					
Chasis tirante longitudinal					
Fahrwerk Dreiecklenker	FRONT AXLE	LENGTH [mm]: 660	<b>22302</b> (Ref. 9948 4068)		rep. kit ball socket 11713 rep. kit ball socket 22303
Chassis triangular torque rod					
Châssis bras triangulaire					
Chasis tirante en V					
Fahrwerk Stabilisatorstange	FRONT AXLE	LENGTH [mm]: 100	<b>22430</b> (Ref. 9848 4091)		
Chassis stabilizer rod					
Châssis barre stabilisatrice					
Chasis tirante estabilizador					


		LMI	Remarks
BUS	-	CITYCLASS 25,29,31,35, 491.22, 491.22 CNG, 491.24 CNG, 491.27, 591.22	
			






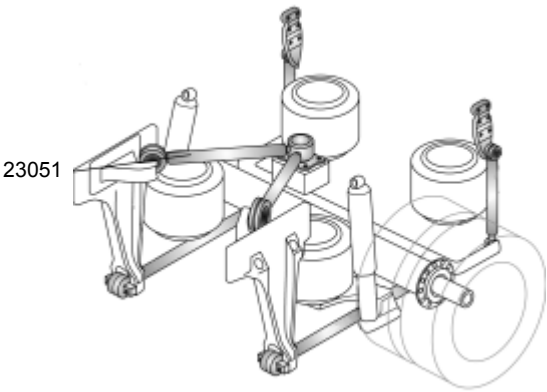
Fahrwerk Achsstrebe	REAR AXLE; LOWER	LENGTH [mm]: 613	<b>11738</b>	 rep. kit ball socket 20516
Chassis torque rod			(Ref. 9848 8010)	
Châssis bielle de retenue				
Chasis tirante longitudinal				
Fahrwerk Achsstrebe	REAR AXLE; UPPER	LENGTH [mm]: 576	<b>22518</b>	
Chassis torque rod			(Ref. 9848 2006)	
Châssis bielle de retenue				
Chasis tirante longitudinal				



BUS	-	EUROCLASS 29, 35, 36, 43, HD	
			

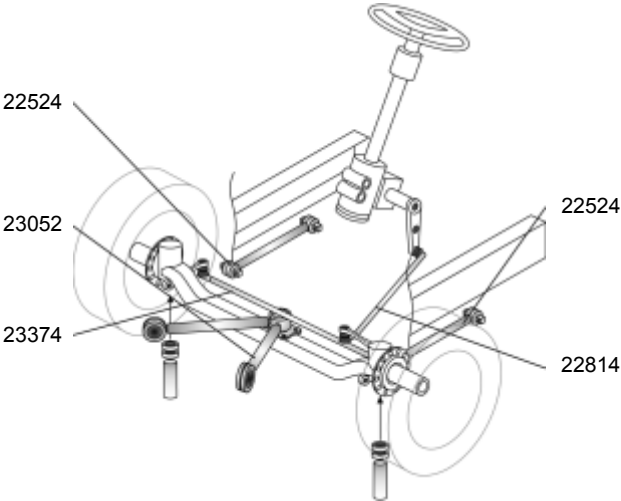





Lenkung Spurstange	LEFT + RIGHT	LENGTH [mm]: 860	<b>22034</b>	 Ball Joint RHT 19620
steering tie rod			(Ref. 9842 0110)	
direction barre d'accouplemen				
dirección barra de acoplamiento				





		LMI	Remarks
BUS	-	EUROCLASS 29, 35, 36, 43, HD	
			

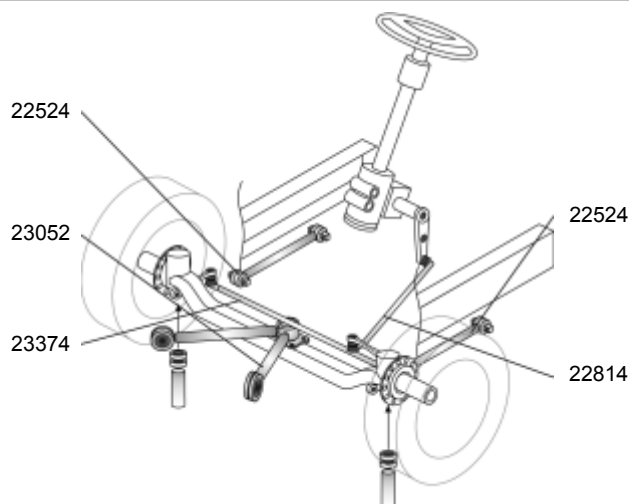






Fahrwerk Dreiecklenker	REAR AXLE	LENGTH [mm]: 703	<b>23051</b> (Ref. 486 5483)		rep. kit ball socket 11713 rep. kit joint 23835
Chassis triangular torque rod					
Châssis bras triangulaire					
Chasis tirante en V					
BUS	-	EURORIDER 26, 26A			
					






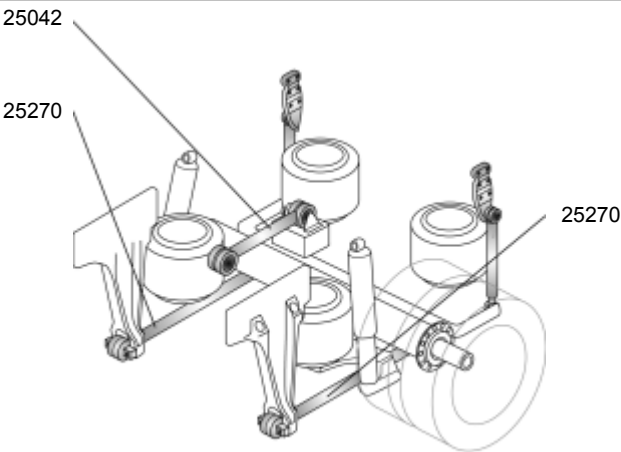
Lenkung	Lenkstange	LENGTH [mm]: 888	<b>22814</b> (Ref. 500 311 471)		Ball Joint RHT	11722
steering	steering drag link					
direction	barre de direction					
dirección	biela de la dirección					
Lenkung	Spurstange	LENGTH [mm]: 1627	<b>23374</b> (Ref. 9848 9741)		Ball Joint RHT	19620
steering	tie rod					
direction	barre d'accouplemen					
dirección	barra de acoplamiento					
Fahrwerk	Achsstrebe	FRONT AXLE	LENGTH [mm]: 595	<b>22524</b> (Ref. 9943 1741)		rep. kit ball socket 11755
Chassis	torque rod					
Châssis	bielle de retenue					
Chasis	tirante longitudinal					



			LMI	Remarks
				
<b>BUS</b>	-	<b>EURORIDER 26, 26A</b>		
Fahrwerk Dreiecklenker	FRONT AXLE	LENGTH [mm]: 686	<b>23052</b>	
Chassis triangular torque rod			(Ref. 9848 7790)	 rep. kit ball socket 11755
Châssis bras triangulaire				rep. kit joint 23835
Chasis tirante en V				
<b>BUS</b>	-	<b>EURORIDER 29, 29A, 31, 35, 35A, 38, 43</b>		
				




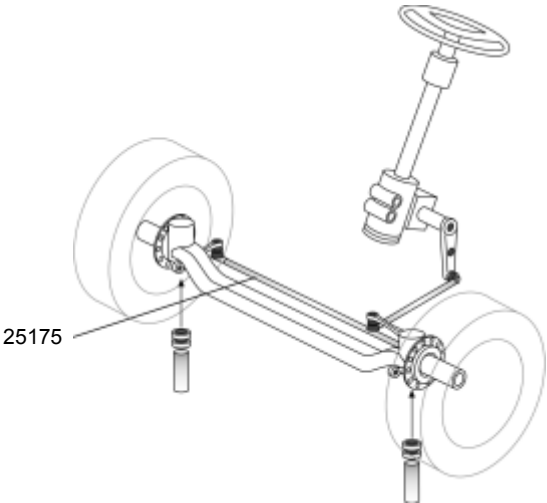
Lenkung Lenkstange		LENGTH [mm]: 888	<b>22814</b>		
steering steering drag link			(Ref. 500 311 471)		Ball Joint RHT 11722
direction barre de direction					
dirección biela de la dirección					
Lenkung Spurstange		LENGTH [mm]: 1627	<b>23374</b>		
steering tie rod			(Ref. 9848 9741)		Ball Joint RHT 19620
direction barre d'accouplemen					
dirección barra de acoplamiento					
Fahrwerk Achsstrebe	FRONT AXLE	LENGTH [mm]: 595	<b>22524</b>		
Chassis torque rod			(Ref. 9943 1741)		rep. kit ball socket 11755
Châssis bielle de retenue					
Chasis tirante longitudinal					
Fahrwerk Dreiecklenker	FRONT AXLE	LENGTH [mm]: 686	<b>23052</b>		
Chassis triangular torque rod			(Ref. 9848 7790)		rep. kit ball socket 11755
Châssis bras triangulaire					rep. kit joint 23835
Chasis tirante en V					


		LMI	Remarks
BUS	-	EURORIDER 29, 29A, 31, 35, 35A, 38, 43	
			



Fahrwerk Achsstrebe	REAR AXLE; UPPER	LENGTH [mm]: 640	<b>25042</b>	
Chassis torque rod			(Ref. 9948 7779)	
Châssis bielle de retenue				
Chasis tirante longitudinal				
Fahrwerk Achsstrebe	REAR AXLE; LOWER	LENGTH [mm]: 800	<b>25270</b>	
Chassis torque rod			(Ref. 9943 3915)	
Châssis bielle de retenue				
Chasis tirante longitudinal				




BUS	-	MIDIRIDER 27
		

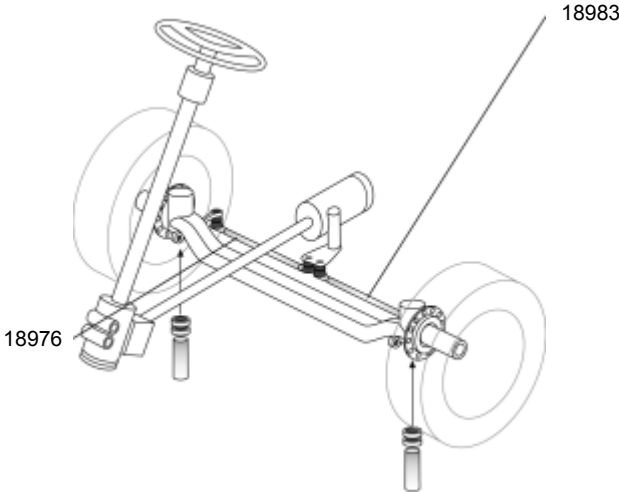


Lenkung Spurstange	LENGTH [mm]: 1584	<b>25175</b>		
steering tie rod		(Ref. 485 4871)		
direction barre d'accouplemen				Ball Joint RHT 11727
dirección barra de acoplamiento				Ball Joint LHT 11728

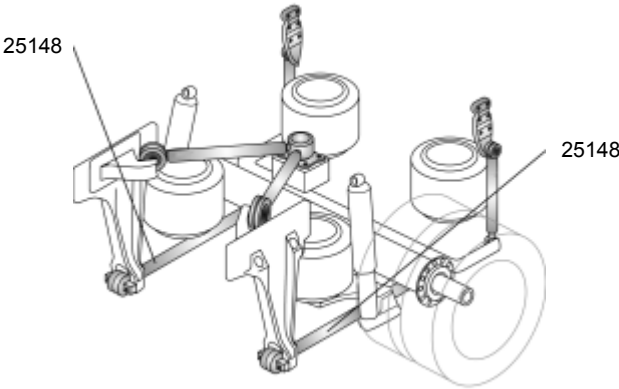
BUS	-	TURBOCITY 480, 580, 680
-----	---	-------------------------



		LMI	Remarks
BUS - TURBOCITY 480, 580, 680			
			



Lenkung	Spurstange	RIGHT	LENGTH [mm]: 780	<b>18976</b> (Ref. 482 6513)	
steering	tie rod				
direction	barre d'accouplemen				
dirección	barra de acoplamiento				
Lenkung	Spurstange	LEFT	LENGTH [mm]: 780	<b>18983</b> (Ref. 483 8587)	
steering	tie rod				
direction	barre d'accouplemen				
dirección	barra de acoplamiento				



Fahrwerk	Achsstrebe	REAR AXLE	LENGTH [mm]: 720	<b>25148</b> (Ref. 480 8424)	
Chassis	torque rod				
Châssis	bielle de retenue				
Chasis	tirante longitudinal				



(D)

(GB)

(F)

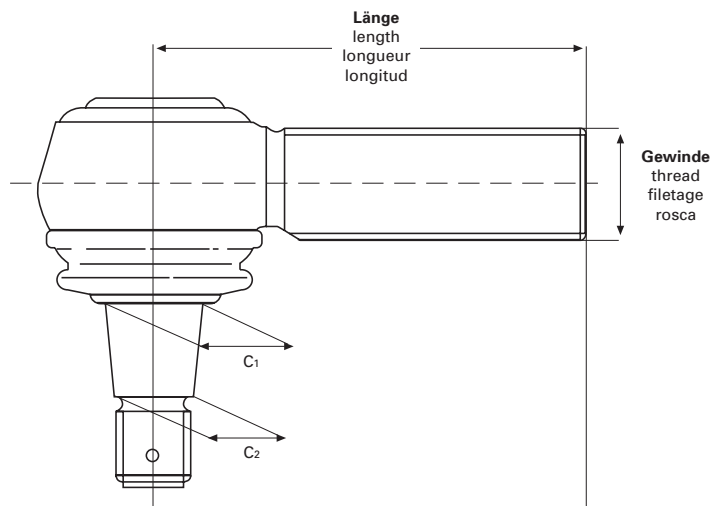
(E)

Kugelgelenk, außen

ball, joint outer

joint à rotule, extérieur

rotula, exterior



LEMFÖRDER	Länge	C <sub>1</sub>	C <sub>2</sub>	Gewinde	RHT/ LHT	Winkel
LEMFÖRDER	length	C <sub>1</sub>	C <sub>2</sub>	thread	RHT/ LHT	angle
LEMFÖRDER	longueur	C <sub>1</sub>	C <sub>2</sub>	filetage	RHT/ LHT	ángulo
LEMFÖRDER	longitud	C <sub>1</sub>	C <sub>2</sub>	rosca	RHT/ LHT	ángulo
21789	95	18	16,2	M18x1,5	RHT	40°
19452	95	18	16,2	M18x1,5	LHT	40°
19822	95	18	16,2	M22x1,5	RHT	25°
20492	95	18	16,2	M22x1,5	LHT	40°
11391	95	18	16,2	M22x1,5	RHT	45°
11380	105	22	19,9	M24x1,5	RHT	
11381	105	22	19,9	M24x1,5	LHT	
11380	105	22	19,9	M24x1,5	RHT	40°
11381	105	22	19,9	M24x1,5	LHT	40°
11378	105	22	19,9	M28x1,5	RHT	40°
11379	105	22	19,9	M28x1,5	LHT	40°
22537	115	22	19,9	M28x1,5	LHT	40°
14982	75	26	23,5	M22x1,5	RHT	40°
21294	115	26	23,5	M24x1,5	RHT	40°
23118	75	26	23,5	M24x1,5	RHT	40°
11721	115	26	23,5	M28x1,5	RHT	40°
19888	115	26	23,5	M30x1,5	RHT	
19675	115	26	23,5	M30x1,5	LHT	
11402	115	26	23,5	M30x1,5	RHT	40°
11403	115	26	23,5	M30x1,5	LHT	40°
11388	120	26	23,5	M30x1,5	RHT	
19613	120	26	23,5	M30x1,5	LHT	45°
18467	141	26	23,5	M30x1,5	LHT	40°
19927	141	26	23,5	M30x1,5	RHT	40°
21687	120	28,6	23,93	M38x1,5	RHT	
11967	168	28,6	23,93	M52x1,5	LHT	
11968	168	28,6	23,93	M52x1,5	RHT	
20565	80	30	27,1	M22x1,5	RHT	42°

LEMFÖRDER	Länge	C <sub>1</sub>	C <sub>2</sub>	Gewinde	RHT/ LHT	Winkel
LEMFÖRDER	length	C <sub>1</sub>	C <sub>2</sub>	thread	RHT/ LHT	angle
LEMFÖRDER	longueur	C <sub>1</sub>	C <sub>2</sub>	filetage	RHT/ LHT	ángulo
LEMFÖRDER	longitud	C <sub>1</sub>	C <sub>2</sub>	rosca	RHT/ LHT	ángulo
11505	120	30	27,1	M30x1,5	RHT	42°
11492	120	30	27,1	M30x1,5	LHT	42°
11505	120	30	27,1	M30x1,5	RHT	42°
11492	120	30	27,1	M30x1,5	LHT	42°
19887	120	30	26,38	M30x1,5	RHT	
19555	135	30	27,1	M30x1,5	RHT	55°
16859	135	30	27,1	M30x1,5	LHT	55°
11722	120	30	27,1	M38x1,5	RHT	42°
11723	120	30	27,1	M38x1,5	LHT	42°
11944	120	31,5	27,31	M30x1,5	RHT	
11945	120	31,5	27,31	M30x1,5	LHT	
11394	120	32	28,9	M30x1,5	RHT	35°
12280	120	32	28,9	M30x1,5	LHT	35°
24445	145	32	28,9	M30x1,5	RHT	35°
18007	155	32	28,9	M30x1,5	RHT	42°
23771	120	32	28,9	M38x1,5	RHT	35°
23748	90	38	34,3	M24x1,5	RHT	45°
20398	135	38	34,3	M30x1,5	RHT	45°
20513	135	38	34,3	M30x1,5	LHT	45°
23124	95	38	34,3	M30x1,5	RHT	35°
20990	135	38	34,3	M38x1,5	RHT	25°
23123	135	38	34,3	M38x1,5	LHT	25°
19615	135	38	34,3	M38x1,5	RHT	45°
19614	135	38	34,3	M38x1,5	LHT	45°
23090	150	38	34,3	M38x1,5	RHT	15°
22540	160	45	40,6	M38x1,5	RHT	20°
22539	160	45	40,6	M38x1,5	LHT	20°

(D)

(GB)

(F)

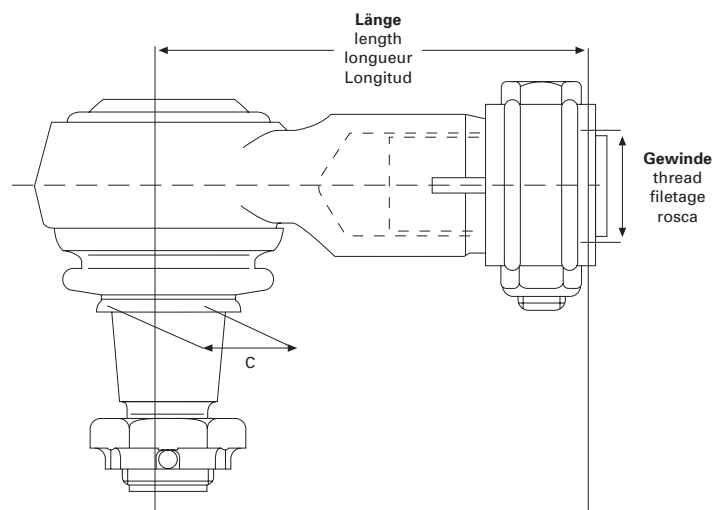
(E)

Kugelgelenk, innen

ball, joint inner

joint à rotule, intérieur

ròtula, interior



LEMFÖRDER	Länge	C	Gewinde	RHT/ LHT	Winkel
LEMFÖRDER	length	C	thread	RHT/ LHT	angle
LEMFÖRDER	longueur	C	filetage	RHT/ LHT	angle
LEMFÖRDER	longitud	C	rosca	RHT/ LHT	ángulo
19851	70	22	M18x1,5	RHT	40°
23176	65	22	M20x1,5	RHT	40°
21787	85	22	M22x1,5	RHT	40°
22536	90	26	M22x1,5	RHT	40°
23168	90	26	M24x1,5	RHT	40°
22534	120	26	M30x1,5	RHT	45°
21076	80	30	M22x1,5	RHT	35°
19783	95	30	M22x1,5	RHT	42°
12974	95	30	M24x1,5	RHT	42°
19862	95	30	M26x1,5	RHT	42°
23169	95	30	M28x1,5	RHT	42°
22535	120	30	M30x1,5	RHT	42°
23170	135	38	M22x1,5	RHT	45°
23166	120	38	M24x1,5	RHT	45°
18461	85	38	M26x1,5	RHT	45°
23165	105	38	M30x1,5	RHT	45°
23171	100	38	M32x1,5	RHT	45°
22533	165	38	M42x1,5	LHT	25°
22532	165	38	M42x1,5	RHT	25°
11623	165	38	M48x1,5	LHT	25°
11624	165	38	M48x1,5	RHT	25°
23794	120	45	M30x1,5	RHT	35°

(D)

(GB)

(F)

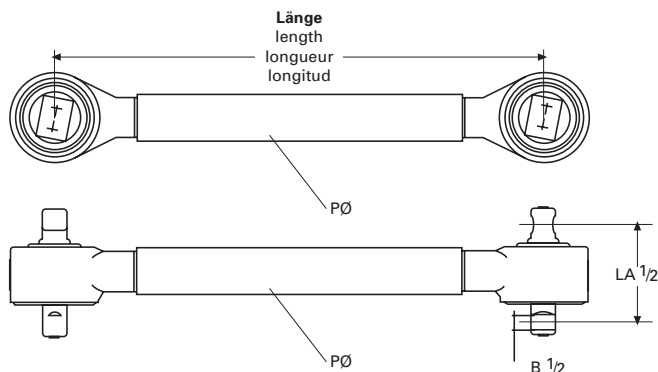
(E)

### Achsstrebe für IVECO

### torque rod for IVECO

### bielle de retenue pour IVECO

### tirante longitudinal para IVECO



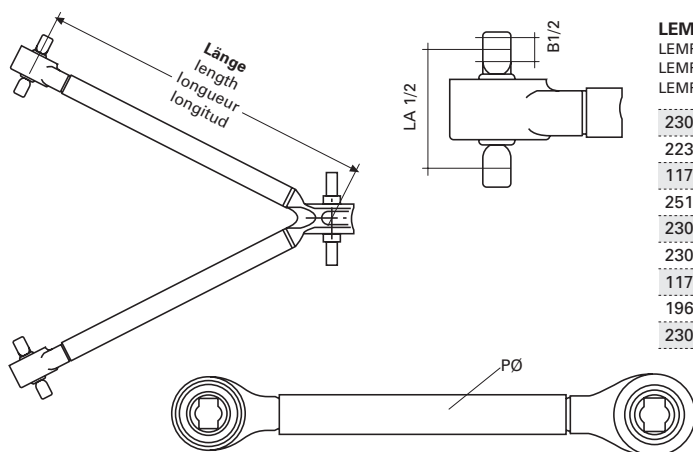
LEMFÖRDER LEMFÖRDER LEMFÖRDER	Länge length longueur longitud	Durchmesser PØ diameter PØ diamètre PØ diámetro PØ	Lochabstand LA 1/2 hole distance LA 1/2 distance de trou LA 1/2 distancia de agujero LA 1/2	Bohrungsdurchm. B 1/2 bore diameter B 1/2 alésage diamètre B 1/2 taladro diámetro B 1/2
25089	455,0 mm	46	130/130	19/19
22517	510,0 mm	40	100/100	15/15
22518	576,0 mm	40	100/100	15/15
22523	581,0 mm	48		
11738	583,0 mm	48	130/130	19/19
22520	594,0 mm	40	130/130	19/19
11732	594,0 mm	46	130/130	19/19
25088	594,0 mm	52	130/130	19/19
22524	595,0 mm	48	130/130	19/19
21353	595,0 mm	48		
19991	610,0 mm	50	152/152	21/21
22522	610,0 mm	58	152/152	21/21
22924	640,0 mm	36	90/90	15/15
22293	640,0 mm	38	100/100	17/17
22519	640,0 mm	40	100/100	15/15
25042	640,0 mm	48	130/130	19/19
22921	665,0 mm	50	130/130	19/19
25036	695,0 mm	46	130/130	19/19
22298	700,0 mm	46	100/100	15/15
25148	720,0 mm	48		
11736	727,0 mm	48		
20412	760,0 mm	48		
25270	800,0 mm	48		
22526	803,0 mm	46	130/130	19/19
25448	845,0 mm	60	115/115	17/17
22925	960,0 mm	48		

### Dreieckslenker für IVECO

### triangular torque rod for IVECO

### bras triangulaire pour IVECO

### tirante en V para IVECO



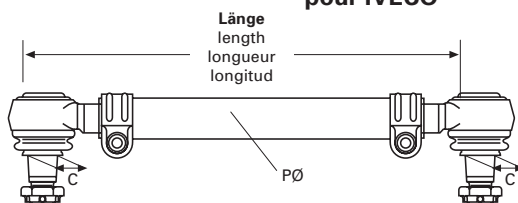
LEMFÖRDER LEMFÖRDER LEMFÖRDER	Länge length longueur longitud	Durchmesser PØ diameter PØ diamètre PØ diámetro PØ	Lochabstand LA 1/2 hole distance LA 1/2 distance de trou LA 1/2 distancia de agujero LA 1/2	Bohrungsdurchm. B 1/2 bore diameter B 1/2 alésage diamètre B 1/2 taladro diámetro B 1/2
23049	659,0 mm	46	130/130	21/21
22302	660,0 mm	48	130/145	19/21
11715	665,0 mm	46	130/130	21/21
25164	665,0 mm	46	130/130	21/21
23048	678,0 mm	48	130/130	19/19
23052	686,0 mm	48	130/130	19/19
11737	688,0 mm	50	130/130	19/19
19630	688,0 mm	50	130/130	19/19
23051	703,0 mm	48	130/130	19/19

### Stabilisatorstangen für IVECO

### stabilizer rod for IVECO

### barre stabilisatrice pour IVECO

### tirante estabilizador para IVECO



LEMFÖRDER LEMFÖRDER LEMFÖRDER	Länge length longueur longitud	Durchmesser PØ diameter PØ diamètre PØ diámetro PØ	Konus C cone C cône C cono C
22430	100,0 mm	31	26
23896	285,0 mm	18	12
19631	355,0 mm	40	30

(D)

(GB)

(F)

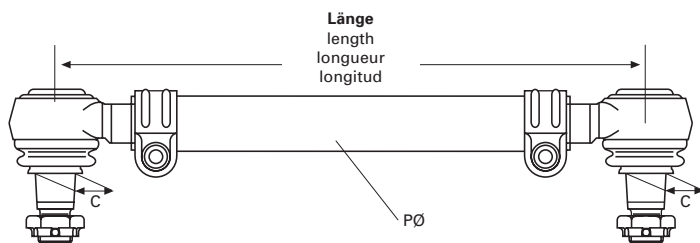
(E)

## Lenkstangen für IVECO

## steering drag link for IVECO

## barre de direction pour IVECO

## biela de la dirección para IVECO



LEMFÖRDER LEMFÖRDER LEMFÖRDER	Länge length longueur longitud	Durchmesser PØ diameter PØ diamètre PØ diámetro PØ	Konus C cone C cône C cono C
20903	580,0 mm	34	20
20900	660,0 mm	34	20
24062	689,0 mm	40	26
19627	692,0 mm	36	22
18054	698,0 mm	52	30
18978	708,0 mm	40	26
24070	744,0 mm	40	30
23363	747,0 mm	30	22
23364	755,0 mm	40	26
23361	766,0 mm	30	22
27672	785,0 mm	40	26
24076	796,0 mm	40	30
19339	822,0 mm	38	26
23377	824,0 mm	52	30
24061	830,0 mm	30	22
23376	832,0 mm	52	30
11724	845,0 mm	48	30

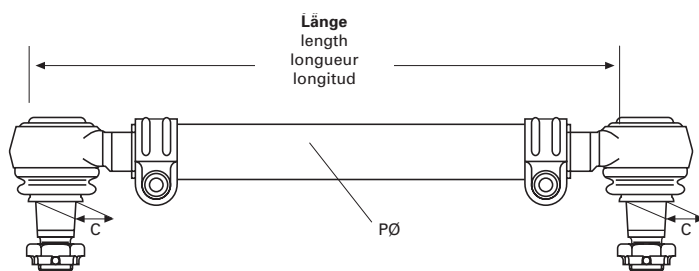
LEMFÖRDER LEMFÖRDER LEMFÖRDER	Länge length longueur longitud	Durchmesser PØ diameter PØ diamètre PØ diámetro PØ	Konus C cone C cône C cono C
24465	850,0 mm	40	26
22034	860,0 mm	30	30
21987	874,0 mm	36	22
20423	878,0 mm	42	30
25205	882,0 mm	50	30
26679	887,0 mm	52	30
11716	890,0 mm	42	30
18977	897,0 mm	42	26
23360	898,0 mm	30	20
19989	901,0 mm	52	30
24080	904,0 mm	40	26
11717	910,0 mm	42	30
27656	950,0 mm	50	28
23372	952,0 mm	52	30
19621	953,0 mm	52	30
26654	959,0 mm	52	30
25140	970,0 mm	46	28
23368	972,0 mm	48	30
23365	974,0 mm	48	30
23367	974,0 mm	48	30
11714	979,0 mm	36	26
22232	979,0 mm	36	26
11720	982,0 mm	48	30
21280	1.001,0 mm	48	30
11725	1.441,0 mm	48	30
21593	1.600,0 mm	46	28
23374	1.627,0 mm	52	30
23369	2.421,0 mm	48	30

## Spurstangen für IVECO

## tie rod for IVECO

## barre d'accouplement pour IVECO

## barra de acoplamiento para IVECO



LEMFÖRDER LEMFÖRDER LEMFÖRDER	Länge length longueur longitud	Durchmesser PØ diameter PØ diamètre PØ diámetro PØ	Konus C cone C cône C cono C
18983	780,0 mm	46	28
18976	780,0 mm	48	30
22814	889,0 mm	62	30
23243	1.344,0 mm	36	26
23245	1.348,0 mm	34	22
23253	1.361,0 mm	60	30
23899	1.404,0 mm	34	22
23240	1.424,0 mm	30	20

LEMFÖRDER LEMFÖRDER LEMFÖRDER	Länge length longueur longitud	Durchmesser PØ diameter PØ diamètre PØ diámetro PØ	Konus C cone C cône C cono C
23256	1.458,0 mm	58	30
27892	1.477,0 mm	48	30
23255	1.485,0 mm	60	30
21385	1.490,0 mm	38	26
23241	1.506,0 mm	36	26
21852	1.524,0 mm	60	30
23247	1.524,0 mm	62	30
23909	1.535,0 mm	36	26
23898	1.535,0 mm	40	22
25175	1.584,0 mm	40	26
23249	1.590,0 mm	42	30
23905	1.603,0 mm	36	26
23258	1.606,0 mm	48	30
23901	1.630,0 mm	34	22
27891	1.631,0 mm	48	30
23257	1.640,0 mm	46	30
21285	1.641,0 mm	48	30
22788	1.717,0 mm	50	30
25318	1.577,0 mm	48	30





Ref.	LEMFÖRDER	Ref.	LEMFÖRDER	Ref.	LEMFÖRDER
<b>BUS</b>		<b>BUS</b>		<b>EUROSTAR</b>	
247 6066	23901	9948 7779	25042	813 5446	23376
4205 8205	20900	<b>EUROCARGO</b>		813 5492	23377
4205 8207	20903	4100 5309	25318	813 7026	11715
4210 2058	23901	4100 5460	25318	816 3773	21285
4212 5057	11738	4102 2092	23049	9847 2466	11732
470 3853	22925	4102 8599	23049	<b>EUROSTAR CURSOR</b>	
470 3858	20412	4204 1107	19991	0813 5492	23377
470 3862	21353	4211 7267	23256	4100 1626	25088
470 4183	25140	4211 8693	23256	4100 2770	11715
471 1108	11724	4211 8781	23256	4100 3268	25088
471 1109	11724	485 4871	25175	4100 5450	21285
471 4134	11738	485 4874	18977	4100 5451	21285
473 8069	11736	5 0030 7556	21385	4100 5463	19621
474 1956	11725	5 0032 4282	27672	4100 5469	23377
474 1957	11725	813 7027	22520	4100 5472	23376
475 9023	22925	816 5309	25318	4100 9661	11732
475 9025	21353	9840 2544	19339	4100 9665	11715
475 9027	20412	9840 2553	21385	4100 9961	28773
477 3359	11714	9844 9025	20423	4101 1476	23377
480 4714	22523	9846 7459	19339	4101 6958	23376
480 4716	22523	9846 9650	20423	4101 6960	23377
480 8424	25148	9847 0968	23249	4101 6961	23377
482 6513	18976	9847 2468	23049	4102 8598	11715
483 4037	11714	<b>EUROSTAR</b>		4102 8600	11715
483 4041	21280	0813 5492	23377	4103 2608	27892
483 8587	18983	4100 1626	25088	4103 3237	27892
485 4871	25175	4100 2770	11715	4103 3731	25089
486 5483	23051	4100 3268	25088	4103 4479	11715
5 0030 7556	21385	4100 5450	21285	4103 5951	11732
500 300 847	22298	4100 5451	21285	4103 6943	27891
500 308 895	25205	4100 5463	19621	4104 2050	11715
500 311 471	22814	4100 5469	23377	4104 2093	25164
500 314 888	23629	4100 5472	23376	5 0033 8783	25036
9316 5049	22924	4100 9661	11732	5 0034 0451	25164
9710 3129	23363	4100 9665	11715	500 338 784	25448
9710 4296	22924	4100 9961	28773	500 340 452	25088
9710 4297	22519	4101 1476	23377	5003 977 38	27656
9710 4621	23363	4101 6958	23376	813 1582	19621
9749 6291	22293	4101 6960	23377	813 2397	19621
9840 2553	21385	4101 6961	23377	813 5446	23376
9842 0110	22034	4102 8598	11715	813 5492	23377
9842 0112	22034	4102 8600	11715	813 7026	11715
9847 0968	23249	4103 2608	27892	816 3773	21285
9848 2006	22518	4103 3237	27892	9847 2466	11732
9848 4091	22430	4103 3731	25089	<b>EUROTECH CURSOR</b>	
9848 7790	23052	4103 4479	11715	0813 5492	23377
9848 8010	11738	4103 5951	11732	4100 1626	25088
9848 9741	23374	4103 6943	27891	4100 2770	11715
9943 1741	22524	4104 2050	11715	4100 3268	25088
9943 2053	22788	4204 1107	19991	4100 5450	21285
9943 2565	22517	500 340 452	25088	4100 5451	21285
9943 3915	25270	813 1582	19621	4100 5463	19621
9948 7779	25042	813 2397	19621	4100 5469	23377
9948 4068	22302				





Ref.	LEMFÖRDER	Ref.	LEMFÖRDER	Ref.	LEMFÖRDER
<b>EUROTECH CURSOR</b>		<b>EUROTECH MP</b>		<b>EUROTRAKKER CURSOR</b>	
4100 5472	23376	4103 3237	27892	4100 5309	25318
4100 9661	11732	4103 3731	25089	4100 5450	21285
4100 9665	11715	4103 4479	11715	4100 5451	21285
4100 9961	28773	4103 5951	11732	4100 5460	25318
4101 1476	23377	4103 6943	27891	4100 5463	19621
4101 6958	23376	4104 2050	11715	4100 5475	23372
4101 6960	23377	4204 1107	19991	4100 6093	23372
4101 6961	23377	500 340 452	25088	4100 9661	11732
4102 8598	11715	813 1582	19621	4100 9665	11715
4102 8600	11715	813 2397	19621	4101 1006	22522
4103 2608	27892	813 5446	23376	4102 8269	26679
4103 3237	27892	813 7026	11715	4102 8598	11715
4103 3731	25089	816 3773	21285	4102 8600	11715
4103 4479	11715	9847 2466	11732	4103 4479	11715
4103 5951	11732	<b>EUROTECH MT</b>		4103 5951	11732
4103 6943	27891	4100 2770	11715	4104 2050	11715
4104 2050	11715	4100 9661	11732	4121 5165	26654
4104 2093	25164	4100 9665	11715	4204 1107	19991
4204 1107	19991	4102 8598	11715	4206 5332	22522
5 0033 8783	25036	4102 8600	11715	4211 8694	23255
5 0034 0451	25164	4103 4479	11715	813 1582	19621
500 338 784	25448	4103 5951	11732	813 2397	19621
500 340 452	25088	4104 2050	11715	813 7026	11715
5003 977 38	27656	813 7026	11715	816 3773	21285
813 1582	19621	9844 6354	19989	816 5309	25318
813 2397	19621	9847 2466	11732	9847 2466	11732
813 5446	23376	<b>EUROTRAKKER</b>		<b>M</b>	
813 5492	23377	4100 5309	25318	0 607 053	11492
813 7026	11715	4100 5450	21285	0 607 981	11505
816 3773	21285	4100 5451	21285	0 696 225	11492
9847 2466	11732	4100 5460	25318	0 698 450	11505
<b>EUROTECH MH</b>		4100 5463	19621	00 03 401 170	11492
4100 5450	21285	4100 5466	18054	00 03 406 169	11505
4100 5451	21285	4100 5475	23372	00 03 406 236	11505
4100 5463	19621	4100 6093	23372	00 03 406 251	11505
813 1582	19621	4101 1006	22522	00 03 406 254	11505
813 2397	19621	4101 6964	18054	00 03 406 260	11505
816 3773	21285	4102 8269	26679	00 03 406 261	11505
<b>EUROTECH MP</b>		4121 5165	26654	000 460 03 48	11505
4100 1626	25088	4203 7037	23253	000 460 06 48	11492
4100 2770	11715	4204 1107	19991	000 460 12 48	11492
4100 3268	25088	4206 5332	22522	000 460 28 48	11505
4100 5450	21285	4210 3096	23896	000 460 29 48	11505
4100 5451	21285	4211 5532	23253	000 460 34 48	11492
4100 5463	19621	4211 5540	23253	000 460 35 48	11492
4100 5472	23376	4211 8694	23255	001 460 14 48	11492
4100 9661	11732	813 1582	19621	1 228 115	11492
4100 9665	11715	813 2397	19621	1 257 890	11505
4100 9961	28773	816 3773	21285	1 358 792	11492
4101 6958	23376	816 5309	25318	1 358 793	11505
4102 8598	11715	816 6702	21593	1 603 789	11505
4102 8600	11715	<b>EUROTRAKKER CURSOR</b>		283 783	11492
4103 2608	27892	4100 2770	11715	283 784	11505



Ref.	LEMFÖRDER	Ref.	LEMFÖRDER	Ref.	LEMFÖRDER
<b>M</b>		<b>M</b>		<b>P/PA</b>	
296 6252	11505	81.95301.6107	11492	4202 6840	23258
296 9808	11505	81.95301.6108	11505	4203 7040	21852
298 4061	11492	81.95301.6112	11505	4203 7041	21852
395 009	11492	81.95301.6120	11492	4203 7655	23258
395 010	11505	81.95301.6125	11492	4203 7657	23258
4030 R 11377	11505	81.95301.6126	11505	4204 1107	19991
4212 5057	11738	81.95301.6143	11505	4204 2950	11717
4248 3386	11505	81.95301.6149	11505	4204 3293	24076
4248 8269	11505	81.95301.6152	11492	4204 3908	24076
4248 9395	11492	81.95301.6154	11505	4204 3912	11717
4248 9573	11505	81.95301.6155	11492	4208 6458	11716
4248 9594	11505	81.95301.6156	11505	4210 0262	21852
4249 1638	11505	81.95301.6157	11492	4210 0263	21852
4249 1957	11492	81.95301.6168	11492	4210 2058	23901
471 4134	11738	81.95301.6178	11505	4210 2634	23247
474 1171	19631	81.95301.6179	11492	<b>P/PA-HAUBENFAHRZEUGE</b>	
477 3359	11714	81.95301.6194	11505	244 4866	24465
480 2443	11505	81.95301.6223	11492	245 4364	19627
480 2444	11492	81.95301.6224	11505	245 4629	24062
483 3829	11505	81.95301.6234	11505	247 6050	23905
483 3830	11492	81.95301.6237	11492	247 8910	21852
483 4037	11714	81.95301.6274	11505	4200 3432	23257
483 4039	22232	81.95301.6278	11505	4202 6853	23905
483 4041	21280	81.95301.6279	11492	4203 7032	23898
483 4137	23909	812 2752	11505	4203 7033	23898
485 5237	23048	819 0225	11492	4203 7040	21852
50 00 288 360	11505	9848 8010	11738	4203 7041	21852
50 00 288 361	11492	<b>MK</b>		4204 1107	19991
50 00 590 236	11505	4203 7032	23898	4204 3293	24076
50 00 804 824	11505	4203 7033	23898	4204 3295	24070
50 01 832 581	11492	4203 7386	23899	4204 3908	24076
6.851.475.000	11505	4220 0700	21987	4210 0262	21852
6.851.480.000	11505	4220 2358	24080	4210 0263	21852
6.851.484.000	11505	4220 3459	24080	<b>STRALIS</b>	
6.851.485.000	11492	4220 4473	23360	0813 5492	23377
6.851.531.000	11505	4220 4475	21987	4100 1626	25088
63 430 12 50	11492	4221 1146	21987	4100 2770	11715
63 430 12 50	11505	4221 1148	21987	4100 3268	25088
63 430 13 00	11492	50 10 097 562	23899	4100 5450	21285
77 01 011 412	11505	8000 3406	23360	4100 5451	21285
81.95301.0015	11492	8000 3408	23360	4100 5463	19621
81.95301.0016	11505	8601 1651	23241	4100 5469	23377
81.95301.0083	11492	8601 2923	23899	4100 5472	23376
81.95301.0084	11505	8601 2924	23240	4100 9661	11732
81.95301.6030	11492	<b>P/PA</b>		4100 9665	11715
81.95301.6043	11492	247 5843	23258	4100 9961	28773
81.95301.6048	11505	247 6066	23901	4101 1476	23377
81.95301.6049	11505	247 8910	21852	4101 6958	23376
81.95301.6050	11492	4200 1325	11716	4101 6960	23377
81.95301.6053	11505	4200 1326	11716	4101 6961	23377
81.95301.6054	11492	4200 3432	23257	4102 8598	11715
81.95301.6087	11492	4201 4656	23258	4102 8600	11715
81.95301.6090	11505	4202 6837	23258	4103 2608	27892
81.95301.6091	11492				




Ref.	LEMFÖRDER	Ref.	LEMFÖRDER	Ref.	LEMFÖRDER
<b>STRALIS</b>		<b>ZETA</b>		<b>ZETA</b>	
4103 3237	27892	000 330 14 35	11378	858 2330	23243
4103 3731	25089	000 330 15 35	11378	858 2350	23364
4103 4479	11715	000 330 33 35	11379	859 1219	23361
4103 5951	11732	000 330 72 35	11379	859 1222	24061
4103 6943	27891	000 330 93 35	11378		
4104 2050	11715	000 330 94 35	11379		
4104 2093	25164	000 330 95 35	11378		
4204 1107	19991	000 330 96 35	11379		
5 0033 8783	25036	0296 6321	11378		
5 0034 0451	25164	0296 6635	11378		
500 338 784	25448	0483 3825	11378		
500 340 452	25088	0819 3645	11378		
5003 977 38	27656	0855 8533	11378		
813 1582	19621	0858 2322	11378		
813 2397	19621	1 228 114	11378		
813 5446	23376	1 517 439	11379		
813 5492	23377	1 517 440	11378		
813 7026	11715	1 517 444	11378		
816 3773	21285	1 698 190	11379		
9847 2466	11732	1 698 191	11378		
<b>TURBOSTAR</b>		1698 190	11379		
4200 3432	23257	296 6321	11378		
4208 7842	11720	296 6635	11378		
4212 5057	11738	296 9507	11379		
471 4134	11738	3232 877 R91	11378		
471 6271	11737	4248 4886	11378		
474 1171	19631	4248 4887	11379		
474 7960	11720	483 3825	11378		
474 7961	11720	483 3826	11379		
9848 8010	11738	50 00 559 335	11378		
<b>TURBOTECH</b>		50 00 559 336	11379		
4200 3432	23257	50 00 823 947	11379		
4207 7617	23368	50 00 823 987	11378		
4208 6282	22921	50 00 823 997	11379		
4208 7842	11720	50 01 825 687	11378		
4208 7845	23365	81.95301.0079	11379		
4208 7848	23367	81.95301.6060	11378		
4208 7850	23368	81.95301.6135	11378		
4208 8124	23369	81.95301.6139	11379		
4212 5057	11738	81.95301.6140	11378		
471 4134	11738	81.95301.6222	11379		
471 6271	11737	81.95301.6249	11378		
471 6799	19630	812 3394	11379		
474 1171	19631	819 3645	11378		
474 7960	11720	819 3646	11379		
474 7961	11720	855 8533	11378		
9848 8010	11738	855 8536	11379		
<b>ZETA</b>		855 9559	24061		
0 110 197	11378	856 4248	23361		
0 607 451	11378	856 4386	23245		
0 607 452	11379	856 7618	23364		
0 607 453	11378	857 0528	18978		
00 03 406 242	11378	858 2320	23245		
		858 2322	11378		



Ref.	LEMFÖRDER	Ref.	LEMFÖRDER	Ref.	LEMFÖRDER
0 110 197	11378	245 4629	24062	4200 1325	11716
0 607 053	11492	247 5843	23258	4200 1326	11716
0 607 451	11378	247 6050	23905	4200 3432	23257
0 607 452	11379	247 6066	23901	4201 4656	23258
0 607 453	11378	247 8910	21852	4202 6837	23258
0 607 981	11505	283 783	11492	4202 6840	23258
0 696 225	11492	283 784	11505	4202 6853	23905
0 698 450	11505	296 6252	11505	4203 7032	23898
00 03 401 170	11492	296 6321	11378	4203 7033	23898
00 03 406 169	11505	296 6635	11378	4203 7037	23253
00 03 406 236	11505	296 9507	11379	4203 7040	21852
00 03 406 242	11378	296 9808	11505	4203 7041	21852
00 03 406 251	11505	298 4061	11492	4203 7386	23899
00 03 406 254	11505	3232 877 R91	11378	4203 7655	23258
00 03 406 260	11505	395 009	11492	4203 7657	23258
00 03 406 261	11505	395 010	11505	4204 1107	19991
000 330 14 35	11378	4030 R 11377	11505	4204 2950	11717
000 330 15 35	11378	4100 1626	25088	4204 3293	24076
000 330 33 35	11379	4100 2770	11715	4204 3295	24070
000 330 72 35	11379	4100 3268	25088	4204 3908	24076
000 330 93 35	11378	4100 5309	25318	4204 3912	11717
000 330 94 35	11379	4100 5450	21285	4205 8205	20900
000 330 95 35	11378	4100 5451	21285	4205 8207	20903
000 330 96 35	11379	4100 5460	25318	4206 5332	22522
000 460 03 48	11505	4100 5463	19621	4207 7617	23368
000 460 06 48	11492	4100 5466	18054	4208 6282	22921
000 460 12 48	11492	4100 5469	23377	4208 6458	11716
000 460 28 48	11505	4100 5472	23376	4208 7842	11720
000 460 29 48	11505	4100 5475	23372	4208 7845	23365
000 460 34 48	11492	4100 6093	23372	4208 7848	23367
000 460 35 48	11492	4100 9661	11732	4208 7850	23368
001 460 14 48	11492	4100 9665	11715	4208 8124	23369
0296 6321	11378	4100 9961	28773	4210 0262	21852
0296 6635	11378	4101 1006	22522	4210 0263	21852
0483 3825	11378	4101 1476	23377	4210 2058	23901
0813 5492	23377	4101 6958	23376	4210 2634	23247
0819 3645	11378	4101 6960	23377	4210 3096	23896
0855 8533	11378	4101 6961	23377	4211 5532	23253
0858 2322	11378	4101 6964	18054	4211 5540	23253
1 228 114	11378	4102 2092	23049	4211 7267	23256
1 228 115	11492	4102 8269	26679	4211 8693	23256
1 257 890	11505	4102 8598	11715	4211 8694	23255
1 358 792	11492	4102 8599	23049	4211 8781	23256
1 358 793	11505	4102 8600	11715	4212 5057	11738
1 517 439	11379	4103 2608	27892	4220 0700	21987
1 517 440	11378	4103 3237	27892	4220 2358	24080
1 517 444	11378	4103 3731	25089	4220 3459	24080
1 603 789	11505	4103 4479	11715	4220 4473	23360
1 698 190	11379	4103 5951	11732	4220 4475	21987
1 698 191	11378	4103 6943	27891	4221 1146	21987
1698 190	11379	4104 2050	11715	4221 1148	21987
244 4866	24465	4104 2093	25164	4248 3386	11505
245 4364	19627	4121 5165	26654	4248 4886	11378



Ref.	LEMFÖRDER	Ref.	LEMFÖRDER	Ref.	LEMFÖRDER
4248 4887	11379	50 00 590 236	11505	81.95301.6152	11492
4248 8269	11505	50 00 804 824	11505	81.95301.6154	11505
4248 9395	11492	50 00 823 947	11379	81.95301.6155	11492
4248 9573	11505	50 00 823 987	11378	81.95301.6156	11505
4248 9594	11505	50 00 823 997	11379	81.95301.6157	11492
4249 1638	11505	50 01 825 687	11378	81.95301.6168	11492
4249 1957	11492	50 01 832 581	11492	81.95301.6178	11505
470 3853	22925	50 10 097 562	23899	81.95301.6179	11492
470 3858	20412	500 300 847	22298	81.95301.6194	11505
470 3862	21353	500 308 895	25205	81.95301.6222	11379
470 4183	25140	500 311 471	22814	81.95301.6223	11492
471 1108	11724	500 314 888	23629	81.95301.6224	11505
471 1109	11724	500 338 784	25448	81.95301.6234	11505
471 4134	11738	500 340 452	25088	81.95301.6237	11492
471 6271	11737	5003 977 38	27656	81.95301.6249	11378
471 6799	19630	6.851.475.000	11505	81.95301.6274	11505
473 8069	11736	6.851.480.000	11505	81.95301.6278	11505
474 1171	19631	6.851.484.000	11505	81.95301.6279	11492
474 1956	11725	6.851.485.000	11492	812 2752	11505
474 1957	11725	6.851.531.000	11505	812 3394	11379
474 7960	11720	63 430 12 50	11492	813 1582	19621
474 7961	11720	63 430 12 50	11505	813 2397	19621
475 9023	22925	63 430 13 00	11492	813 5446	23376
475 9025	21353	77 01 011 412	11505	813 5492	23377
475 9027	20412	8000 3406	23360	813 7026	11715
477 3359	11714	8000 3408	23360	813 7027	22520
480 2443	11505	81.95301.0015	11492	816 3773	21285
480 2444	11492	81.95301.0016	11505	816 5309	25318
480 4714	22523	81.95301.0079	11379	816 6702	21593
480 4716	22523	81.95301.0083	11492	819 0225	11492
480 8424	25148	81.95301.0084	11505	819 3645	11378
482 6513	18976	81.95301.6030	11492	819 3646	11379
483 3825	11378	81.95301.6043	11492	855 8533	11378
483 3826	11379	81.95301.6048	11505	855 8536	11379
483 3829	11505	81.95301.6049	11505	855 9559	24061
483 3830	11492	81.95301.6050	11492	856 4248	23361
483 4037	11714	81.95301.6053	11505	856 4386	23245
483 4039	22232	81.95301.6054	11492	856 7618	23364
483 4041	21280	81.95301.6060	11378	857 0528	18978
483 4137	23909	81.95301.6087	11492	858 2320	23245
483 8587	18983	81.95301.6090	11505	858 2322	11378
485 4871	25175	81.95301.6091	11492	858 2330	23243
485 4874	18977	81.95301.6107	11492	858 2350	23364
485 5237	23048	81.95301.6108	11505	859 1219	23361
486 5483	23051	81.95301.6112	11505	859 1222	24061
5 0030 7556	21385	81.95301.6120	11492	8601 1651	23241
5 0032 4282	27672	81.95301.6125	11492	8601 2923	23899
5 0033 8783	25036	81.95301.6126	11505	8601 2924	23240
5 0034 0451	25164	81.95301.6135	11378	9316 5049	22924
50 00 288 360	11505	81.95301.6139	11379	9710 3129	23363
50 00 288 361	11492	81.95301.6140	11378	9710 4296	22924
50 00 559 335	11378	81.95301.6143	11505	9710 4297	22519
50 00 559 336	11379	81.95301.6149	11505	9710 4621	23363



Ref.	LEMFÖRDER	Ref.	LEMFÖRDER	Ref.	LEMFÖRDER
9749 6291	22293				
9840 2544	19339				
9840 2553	21385				
9842 0110	22034				
9842 0112	22034				
9844 6354	19989				
9844 9025	20423				
9846 7459	19339				
9846 9650	20423				
9847 0968	23249				
9847 2466	11732				
9847 2468	23049				
9848 2006	22518				
9848 4091	22430				
9848 7790	23052				
9848 8010	11738				
9848 9741	23374				
9943 1741	22524				
9943 2053	22788				
9943 2565	22517				
9943 3915	25270				
9948 7779	25042				
9948 4068	22302				
9948 7779	25042				







